



INTERNATIONAL SYMPOSIUM on IgG4-RD & Fibrosis

SYLLABUS

February 15-18, 2017

Westin Maui Resort & Spa, Ka'anapali

Maui, Hawaii

Table of Contents

Welcome	Page 1
Letter from the Co-chairs	Page 2
Symposia History	Page 3
Objectives and Accreditation Statement	Page 4
Disclosure Declarations	Page 5
Organizing Committee	Page 6
Scientific & Abstract Review Committees	Page 7
Scientific Program	Page 8
Abstracts	Page 12
Conference Map	Page 16
Note Pages	Page 17
Welcome to Maui: Visitor Information	Page 24
Useful Language	Page 26
Certificate of Attendance	Page 27
Evaluation	Page 29

Welcome to Maui and the Third International Symposium on IgG4-Related Disease and Fibrosis

We are delighted to welcome you to Maui and to the Third International Symposium on IgG4-Related Disease (IgG4-RD) and Fibrosis.

Since the first International Symposium held in Boston in 2011, the field of IgG4-RD research and clinical care has expanded enormously and, indeed, nearly been turned on its head! New publications about IgG4-RD are now appearing on a daily basis, and the extent to which knowledge of these conditions touches so many aspects of medicine have become clear.

The Third International Symposium will focus on advances in understanding of the pathophysiology of IgG4-RD impacts broader insights into human immunology and is beginning to have direct relevance to patient care and the development of new treatments. We are expecting worldwide attendance from most sub-specialties, including investigators and experts from all areas of IgG4-RD research and related disciplines.

This Third International Symposium occurs at a time of significant change in IgG4-RD. It is safe to say that the clinical “descriptive” period of IgG4-RD is now over. Up until not long ago, it was a common occurrence to read, yet again, about another clinical manifestation of IgG4-RD – a new organ system manifestation detected; a novel radiology feature identified; another seemingly disparate, organ-specific syndrome pulled under the IgG4-RD umbrella. Although interesting clinical, radiology, and pathology reports continue to emerge and contribute to our nuanced understanding of this condition, we now witness the entry of new types of investigators into the field – immunologists, geneticists, cell biologists, and others. Their skills, melded with expertise from clinical disciplines, have pushed the pace of progress ahead quickly.

The field of IgG4-RD investigation is fortunate to originate in a time when a wealth of new scientific tools are available to help shine new light on this clinical area. We believe the collaborations between clinicians (including pathologists and radiologists) and an array of investigators with basic science expertise will unlock many of the mysteries surrounding IgG4-RD, lead to new questions and conundrums, and have implications for fields that are now regarded as tangential to IgG4-RD. The fruit of such collaborations, we hope, will lead to broader understanding of the issues fundamental to IgG4-RD, important hypotheses to test in the clinic, and better ways to diagnose, follow, and treat our patients.

It has been a pleasure to organize the Maui Symposium. This meeting is truly an international collaboration, not only in the sense of attracting investigators from around the world, but also a Symposium that has been international in its organization. Our Organizing Committee symbolizes confluences of interest in IgG4-RD from Europe, North America, Asia, and other continents, as well. The Scientific Committee represents the worldwide interest and expertise that have contributed to pulling together the Second International Symposium.

We hope that you thoroughly enjoy the scientific proceedings of the Third International Symposium and have a marvelous time in Maui.

Yours truly,
The Symposium Committee

Dear Colleagues,

The Third International Symposium will again provide a unique opportunity for the exchange of scientific and clinical information. It will be an opportunity to facilitate interactions between physicians, researchers and scientists from around the world. In addition, we will unveil the results of a study designed to create the first-ever Classification Criteria for IgG4-RD.

We are very happy to bring the Symposium to Maui for the first time. This site of renowned beauty will provide an excellent background for scientific and clinical exchanges, international collaborations, and the renewal of friendships. We hope your stay in Maui will be informative, educational and enjoyable!

We would like to give special thanks to our Symposium funders:

- Xencor
- Zenyaku
- Chugai
- Abpro

Finally, we wish to acknowledge the outstanding organization support of PINNACLE Marketing & Education Inc., based in Montréal, Canada. Our colleagues at PINNACLE have performed marvellous work in helping to put together the *Third International Symposium on IgG4-Related Disease & Fibrosis*.

Kind regards,



John H. Stone, MD, MPH – *Co-chair*
Professor of Medicine Harvard Medical School
Director, Clinical Rheumatology
Massachusetts General Hospital
jhstone@partners.org



Tsutomu Chiba, MD, PhD – *Co-chair*
Professor and Chief Department of
Gastroenterology and Hepatology
Graduate School of Medicine
Kyoto University
chiba@kuhp.kyoto-u.ac.jp

Symposia History

In 2011, the first International Symposium on IgG4-related disease was held in Boston, Massachusetts. The organizing committee, comprising 35 experts on IgG4-related disease from Japan, Korea, Hong Kong, the UK, Germany, Italy, The Netherlands, Canada, and the US, included clinicians, pathologists, radiologists, and basic scientists. This group represents broad subspecialty expertise in pathology, rheumatology, gastroenterology, allergy, immunology, nephrology, pulmonary medicine, oncology, ophthalmology, and surgery. Nomenclature was a specific focus of a portion of the symposium. The recommendations of the organizing committee related to terminology for the overall disease, with an emphasis on the individual organ system manifestations were published in *Arthritis & Rheumatology* in October 2012.



Attendees are shown in front of the Bulfinch Building (Massachusetts General Hospital)



In 2014, the second International Symposium on IgG4-related disease focused on what was learned since 2011 and on discussing pathology, pathophysiology, individual organ manifestations, epidemiology and clinical assessment, treatment, IgG4-SC differences from other biliary pathologies and diagnostic criteria. The International Consensus Guidance Statement on the Management and Treatment of IgG4-Related Disease was published in *Arthritis & Rheumatism* in July 2015.

The Third International Symposium on IgG4-RD and Fibrosis

Mission Statement:

The purpose of the Third International Symposium on IgG4-RD & Fibrosis are to gather together the world's investigators who have the expertise to define and address the most important questions confronting the field in 2017, and to conduct a scientific meeting in a collegial, cooperative, but rigorous environment that fosters the finest possible future international collaboration on IgG4-RD and related fields.

Symposium Objectives:

- To gather an international panel of experts with an interest in IgG4-RD and its associated conditions.
- To highlight fibrosis as a major complication of IgG4-RD and to explore the lessons for fibrosis derived from IgG4-RD and associated conditions.
- To present the latest information about the pathophysiology, clinical and pathology features, and treatment of IgG4-RD and its associated conditions.
- To create a forum at which new research avenues can be discussed and developed.

Meeting Themes:

Some of the topics we will cover during this symposium will include:

- The pathology of IgG4-RD
- The roles of individual cellular mediators of inflammation
- Challenging individual organ manifestations
- Pathophysiology
- Clinical assessment
- Treatment

Accreditation:

This activity has been planned and implemented in accordance with the Essential Areas and policies of the Accreditation Council for Continuing Medical Education through the joint sponsorship of the Hawai'i Consortium for Continuing Medical Education and PINNACLE Marketing and Education Inc. The Hawai'i Consortium for Continuing Medical Education is accredited by the ACCME to provide continuing medical education for physicians.

The Hawai'i Consortium for Continuing Medical Education designates this live activity for a maximum of 19 AMA PRA Category 1 Credits™. Physicians should claim only the credit commensurate with the extent of their participation in the activity.

Disclosure Declaration:

The following have no relevant financial relationships with any commercial interest:

Mitsuhiro Akiyama, MD
Matthew Baker, MD
Ulrich Beuers, MD
Daniel Blockmans, MD
Francesco Boin, MD
Kyle Bradley, MD
Suresh Chari, MD
Tsutomu Chiba, MD
Hyon Choi, MD
Emma Culver, MD
Mikael Ebbo, MD
Luca Frulloni, MD
James Garrity, MD
Dai Inoue, MD

Xin Kai, MD
Mitsuhiro Kawano, MD
Arezou Khosroshahi, MD
Yuzo Kodama, MD
Kensuke Kubota, MD
Vinay Mahajan, MD
Shoko Matsui, MD
Hamid Mattoo, MD
Ray Naden, MD
Seiji Nakamura, DDS
Kazuichi Okazaki, MD
Cory Perugini, DO
Shiv Pillai, MD
Takako Saeki, MD

Yasuharu Sato, MD
Nicolas Schleinitz, MD
Hiroshi Seikiguchi, MD
Vijay Shah, MD
Amita Sharma, MD
James Stone, MD
Naoki Takahashi, MD
Hisanori Umehara, MD
Augusto Vaglio, MD
Zachary Wallace, MD
George Webster, MD
Thomas Witzig, MD
Takako Saeki, MD
Yoh Zen, MD

The following have relevant financial relationships to disclose:

Frank Buttgereit, MD

- Consultant: Pfizer, Salapagos

Emanuel Della Torre, MD

- Consultant/Advisory Committee: Roche

Phil A. Hart, MD

- Grant/Research: NIH, Abbott Nutrition; Consultant: KC Specialty Therapeutics LLC; Speaker: AbbVie Inc

Matthias Löhr, MD

- Grant/Research: Molecular Health; Consultant: Pharmacyte, Centogene; Speaker Bureau: Mylan, Abbott

Takashi Maehara, MD

- Grant/Research: Japanese Society for the Promotion of Science (JSPS) Postdoctoral Fellowships for Research Abroad

Alberto Mantovani, MD

- Grant/Research: Novartis; Consultant: Efranat, Novartis, Astra Zeneca, Compugen; Advisory Committee: Efranat, Pierre Fabre, Biosynth

Ami Shah, MD

- Advisory Committee: Data safety monitoring board for Sanofi clinical trial (*no relation to talk or session material*)

John H. Stone, MD

- Grant/Research: Roche/Genentech, Xencor; Consultant: Roche/Genentech, Xencor

Motohisa Yamamoto, MD

- Grant/Research: Research on Measures for Intractable Disease Project matching fund subsidy from the Ministry of Health, Labour and Welfare, and Japan Agency for Medical Research and Development

Organizing Committee

John H. Stone, MD, MPH

Professor of Medicine
Harvard Medical School
Director, Clinical Rheumatology
Massachusetts General Hospital

Tsutomu Chiba, MD, PhD

Professor and Chief
Department of Gastroenterology and
Hepatology
Graduate School of Medicine
Kyoto University

Arezou Khosroshahi, MD

Assistant Professor of Medicine
Division of Rheumatology
Emory University

Kazuichi Okazaki, MD

Chairman and Professor
The Third Department of Internal Medicine
Division of Gastroenterology and Hepatology
Kansai Medical University

Hisanori Umehara, MD, PhD

Professor and Chairman
Department of Hematology and Immunology
Kanazawa Medical University

Emanuel Della Torre, MD

Università Vita-Salute San Raffaele
Unit of Medicine, Allergy and Clinical Immunology
San Raffaele Scientific Institute

Yoh Zen, MD, PhD, FRC Path

Department of Pathology
Kobe University

Phil A. Hart, MD

Assistant Professor of Medicine
Director, Section of Pancreatic Disorders
Division of Gastroenterology,
Hepatology and Nutrition
Ohio State University Wexner Medical Center

Dai Inoue, MD, PhD

Department of Radiology
Kanazawa University Graduate School of
Medical Science

Seiji Nakamura, DDS, PhD

Professor & Chairman
Vice-Director of Kyushu University Hospital

Cory Adam Perugino, DO

Graduate Assistant in Medicine
Rheumatology Division
Massachusetts General Hospital

Zachary Wallace, MD

Instructor in Medicine
Harvard Medical School
Rheumatology Unit
Massachusetts General Hospital

Takako Saeki, MD, PhD

Department of Internal Medicine
Nagaoka Red Cross Hospital

George Webster, BSc, MD, FRCP

Clinical Lead for HPB Medicine
University College London Hospitals

Scientific Committee

John H. Stone, MD, MPH
Professor of Medicine
Harvard Medical School
Director, Clinical Rheumatology
Massachusetts General Hospital

Tsutomu Chiba, MD, PhD
Professor and Chief
Department of Gastroenterology and Hepatology
Graduate School of Medicine
Kyoto University

Abstract Review Committee

John H. Stone, MD, MPH
Professor of Medicine
Harvard Medical School
Director, Clinical Rheumatology
Massachusetts General Hospital

Arezou Khosroshahi, MD
Assistant Professor of Medicine
Division of Rheumatology
Emory University

Kyle T. Bradley, MD
Assistant Professor, Hematopathology
Department of Pathology & Laboratory Medicine
Emory University School of Medicine

Zachary Wallace, MD
Instructor in Medicine
Harvard Medical School
Rheumatology Unit
Massachusetts General Hospital

Cory Adam Perugino, DO
Graduate Assistant in Medicine
Rheumatology Division
Massachusetts General Hospital

Scientific Program

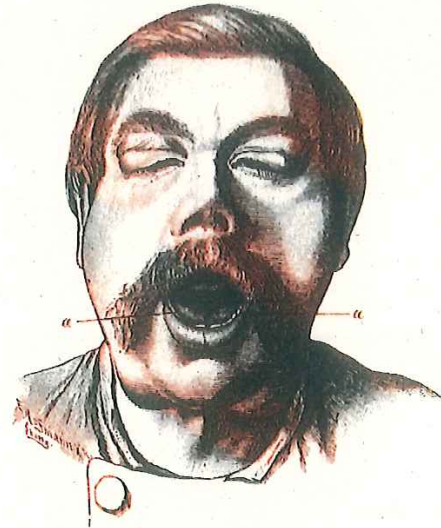



Fig. A.

Wednesday, February 15

1:00 – 5:00 PM Registration

		Invited Presenters
5:00 PM	Poster Session	
7:00 PM	Welcome	John Stone (MGH/Boston)
7:15 PM	A Genome-Wide Association Study in IgG4-RD	Speaker: Chikashi Terao (Kyoto) Moderator: Tsutomu Chiba (Kyoto)
7:45 PM	Macrophages, Humoral Innate Immunity, and Orchestration of Tissue Repair	Speaker: Alberto Mantovani (Milan) Moderator: Emanuel Della Torre (Milan)
8:45 PM	CLOSE	

Thursday, February 16

6:30 AM	CONTINENTAL BREAKFAST	(Provided by Symposium)
7:20 AM	Welcome	Tsutomu Chiba (Kyoto)
Focus: IgG4-RD		
7:30 AM	Understanding the Pathophysiology of IgG4-RD	Speaker: Shiv Pillai (MGH/Boston) Moderator: Seiji Nakamura (Kyushu)
8:00 AM	Basophils in Immune-Mediated Disease	Speaker: Hajime Karasuyama (Tokyo) Moderator: Shiv Pillai (MGH/Boston)
8:30 AM	Molecular Characterization of Plasmablasts in IgG4-RD	Speaker: Vinay Mahajan (MGH/Boston) Moderator: Emanuel Della Torre (Milan)
9:00 AM	BREAK	(Provided by Symposium)
T cells: Cytotoxic T cells and T Follicular Helper Cells		
9:15 AM	CD4+ Cytotoxic T lymphocytes in IgG4-RD	Speaker: Hamid Mattoo (MGH/Boston) Moderator: Tsutomu Chiba (Kyoto)
9:45 AM	Analysis of T Follicular Helper Cells & IgG4 Class-Switching	Speaker: Takashi Maehara (MGH/Boston) Moderator: Hajime Karasuyama (Tokyo)
10:15 AM	Follicular Helper T cells in the Pathophysiology of IgG4-RD	Speaker: Mitsuhiro Akiyama (Keio University) Moderator: Takashi Maehara (MGH/Boston)
Innate Immunity		
10:45 AM	Possible Involvement of Innate Immunity in the Pathogenesis of IgG4-RD	Speaker: Seiji Nakamura (Kyushu) Moderator: Vinay Mahajan (MGH/Boston)
11:15 AM	Role of Innate immunity in type 1 AIP	Speaker: Kazushige Uchida (Hirakata) Moderator: Hamid Mattoo (MGH/Boston)
11:45 AM	BREAK	(Provided by Symposium)
ACR/EULAR Classification Criteria for IgG4-RD		
		Moderator: John Stone (MGH/Boston)
12:15 PM	What are Classification Criteria? What are they not?	Speaker: Ray Naden (McMaster)
12:30 PM	The 2016 ACR/EULAR Classification Criteria for IgG4-RD	Speaker: John Stone (MGH/Boston)
1:00 PM	IgG4-RD Cases & Mimickers: A Summary	Speaker: Emanuel Della Torre (Milan)
1:20 PM	Radiology Considerations in the Development of Classification Criteria: What do the Key Exclusion Criteria & Relative Criteria Look Like?	Speaker: Dai Inoue (Kanazawa/Mayo)
1:40 PM	Pathology Considerations in the Development of Classification Criteria	Speaker: Yoh Zen (Kobe)
2:00 PM	CLOSE	

Friday, February 17

7:00 AM	CONTINENTAL BREAKFAST	(Provided by Symposium)
IgG4-RD: Fibrosis, Malignancy, Autoimmunity		
7:30 AM	The Balance of Cancer and Autoimmunity	Speaker: Ami Shah (Johns Hopkins) Moderator: Shiv Pillai (MGH/Boston)
8:30 AM	Malignancy and IgG4-RD: What do we know now? Data from three continents: Europe, Asia, North America	Speakers: Emma Culver (Oxford) Mitsuhiro Kawano (Kanazawa) Zachary Wallace (MGH/Boston) Moderator: Ami Shah (Johns Hopkins)
9:30 AM	IgG4-RD: A blue-collar disease?	Speaker: Ulrich Beuers (Amsterdam) Moderator: Matthias Löhr (Stockholm)
10:00 AM	BREAK	(Provided by Symposium)
10:30 AM	Management of IgG4-related Sclerosing Cholangitis	Speaker: George Webster (London) Moderator: Kensuke Kubota (Yokohama)
11:00 AM	Assessing Hepatic Fibrosis and its Effect on Liver Function	Speaker: Vijay Shah (Mayo) Moderator: Kazuichi Okazaki (Osaka)
11:30 AM	Advances in the Assessment of Pulmonary Fibrosis	Speaker: Francesco Boin (UCSF) Moderator: Hiroshi Sekiguchi (Mayo)
12:00 PM	Advances in the Treatment of Pulmonary Fibrosis: Nintendanib, IL-6 blockade, B cell depletion	Speaker: Francesco Boin (UCSF) Moderator: Vijay Shah (Mayo)
12:30 PM	Factors Predictive of Relapse and Long-Term Outcomes in type1 AIP	Speaker: Kazuichi Okazaki (Osaka) Moderator: Phil Hart (Ohio State)
1:00 PM	LUNCH	(Light lunch will be provided by Symposium)
A Japanese/U.S. Collaboration & Slide Swap:		
1:30 PM	Multi-Centric Castleman's Disease & IgG4-RD: Are they the same thing? An East/West Case Swap	Speakers: Yoh Zen (Kobe) & Zachary Wallace (MGH/Boston) Moderator: Yasuharu Sato (Okayama)
2:15 PM	Differentiating Multi-Centric Castleman's Disease & IgG4-RD	Speaker: Takanori Sasaki (Keio University) Moderator: Yasuharu Sato (Okayama)
2:45 PM	CLOSE	
6:30 PM SYMPOSIUM DINNER	Glucocorticoids in IgG4-RD (non-accredited, <u>ticket required</u>)	Speaker: Frank Buttgerit (Charite Hospital, Berlin)

Saturday, February 18

6:30 AM	HOT BREAKFAST	(Provided by Symposium)
B Cells / Plasmablasts / Other		
7:30 AM	IgG4-Related Disease Of The Bile Ducts And Pancreas: The Great Imitator	Speaker: Ulrich Beuers (Amsterdam) Moderator: Emma Culver (Oxford)
8:00 AM	Is Serum IgG In Patients With Aip Pathogenic?	Speaker: Masahiro Shiokawa (Kyoto) Moderator: Cory Perugino (MGH/Boston)
8:30 AM	Analysis Of Known Autoantigens In IgG4-RD	Speaker: Cory Perugino (MGH/Boston) Moderator: Arezou Khosroshahi (Emory)
9:00 AM	IgG4-Related Dacryoadenitis & Sialadenitis: Clinical Features, Treatment, And Prognosis	Speaker: Motohisa Yamamoto (Sapporo) Moderator: Takako Saeki (Nagaoka)
The Treatment Of IgG4-RD		
9:30 AM	Xmab5871: Mechanistic Considerations	Speakers: Xin Kai, John Stone (MGH/Boston) Moderator: Hisanore Umehara (Kanazawa)
10:15 AM	Management Of Orbital Inflammatory Disease / Orbital Pseudotumor	Speaker: James Garrity (Mayo Clinic) Moderator: Nicolas Schleinitz (Marseilles)
10:40 AM	BREAK	(Provided by Symposium)
11:00 AM	Glucocorticoid Maintenance Therapy For AIP: The Japanese Experience	Speaker: Atsushi Masamune (Sendai) Moderator: Daniel Blockmans (Leuven)
11:30 AM	Rituximab Treatment Of IgG4-RD: An Oncologist's View	Speaker: Thomas Witzig (Mayo) Moderator: Marco Lanzillotta (Milan)
12:00 PM	Treatment Of AIP In The Clinic In 2017 And Beyond	Speaker: Phil Hart (Ohio State) Moderator: Emma Culver (Oxford)
12:30 PM	Using The IgG4-RD Responder Index In Clinical Trials	Speakers: Zachary Wallace (MGH) Moderator: Arezou Khosroshahi (Emory)
1:00 PM	CONCLUDING REMARKS	John Stone (MGH/Boston)
1:15 PM	ALOHA & MAHALO	

Abstract Submissions

We received well over 50 outstanding abstracts from around the globe for the Third International Symposium on IgG4-RD and Fibrosis. All the abstracts were evaluated by the Abstract Review Committee and accepted for either oral or poster presentations. This not only speaks to the growing interest in the area of IgG4-RD, but also the quality of data that is being produced.

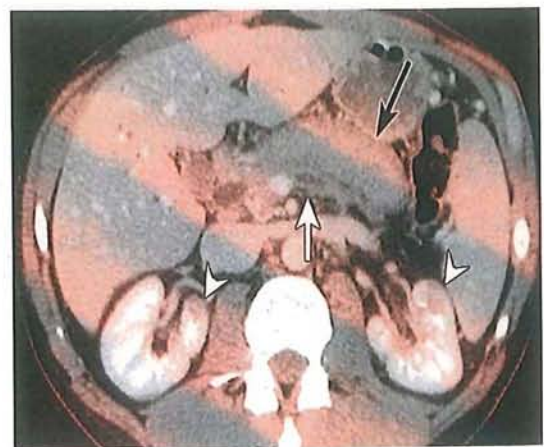
We would like to thank you all for your interesting and thought-provoking abstracts, and also thank the Abstract Review Committee members for their excellent effort in evaluating the many submitted abstracts.

We are looking forward to both the poster presentations on the opening night of our Symposium, and the oral presentations during the meeting. The abstracts can be found on the Symposium's website at www.internationalsymposium.net.

Oral Abstract Presentations

Abstracts that were accepted for oral presentation will be presented throughout our meeting agenda. See the meeting agenda to follow for more details.

Presenter Name	Abstract Title	Topic	Category
Takashi Maehara	Human BATF IL-4 T follicular helper cells are linked to a polarized IgG4 switching event and accumulate primarily outside ger	Pathology	Investigator initiated
Seiji Nakamura	Possible involvement of innate immunity in the pathogenesis of IgG4-RD	Pathology	Investigator initiated
Chikashi Terao	Genome-wide association study revealed multiple associated loci with IgG4-related disease.	Pathophysiology	Investigator initiated




Poster Presentations

The poster presentation session will be taking place on Wednesday February 15th from 5:00 to 6:30 p.m. in the Valley Isle Ballroom. Below you will find a list of all poster numbers, presenters, and topics. Posters may be installed from 1:00-4:00 p.m. on Wednesday, February 15. If you are presenting a poster, please ensure that the poster has been installed prior to 4:00 p.m. Posters are to be left and taken down on Friday, February 17th between 2:00-3:30 p.m.

	Presenter Name	Abstract Title	Topic	Category
P-01	Jason Kolfenbach	Adding a Feather to Your Cap: Expanding the Differential for Suspected Infiltrative Disease	Clinical Aspects & Treatment	Investigator initiated
P-02	Kyle Bradley	IgG4-Related Disease with Negative IgG4 Immunohistochemistry	Pathology	Investigator initiated
P-03	Mollie Carruthers	Utility of Serum IgG4 Levels in a Multi-Ethnic Population	Clinical Aspects & Treatment	Investigator initiated
P-04	Mollie Carruthers	Resolution of Spurious Immunonephelometric IgG Subclass Measurement Discrepancies by LC-MS/MS	Pathology	Investigator initiated
P-05	Emanuel Della Torre/ Marco Lanzillotta	A unique case of IgG4-related pachymeningitis treated with intrathecal rituximab.	Clinical Aspects & Treatment	Investigator initiated
P-06	Emanuel Della Torre/ Marco Lanzillotta	Quantitative measurement of 18F-FDG PET/CT uptake reflects the expansion of circulating plasmablasts in IgG4-Related Disease	Clinical Aspects & Treatment	Investigator initiated
P-07	Emanuel Della Torre/ Marco Lanzillotta	Methotrexate as induction of remission therapy for localized manifestations of IgG4-Related Disease	Clinical Aspects & Treatment	Investigator initiated
P-08	Emanuel Della Torre/ Marco Lanzillotta	Effects of glucocorticoids and methotrexate-based therapeutic regimens on B cell subpopulations in patients with IgG4-related d	Clinical Aspects & Treatment	Investigator initiated
P-09	Andreu Fernandez	Treatment and outcomes in Spanish patients with IgG4-related disease	Clinical Aspects & Treatment	Investigator initiated
P-10	Tomohiro Handa	Serum Soluble IL-2 Receptor as a Biomarker in IgG4 Related Disease	Clinical Aspects & Treatment	Investigator initiated
P-11	Satoshi Ikeda	Abundant IgG4-positive plasma cells in interstitial pneumonia without extrathoracic lesions of IgG4-related disease: Is this fi	Clinical Aspects & Treatment	Investigator initiated
P-12	Noriko Ishiguro	Activating mechanism of innate immunity via toll-like receptors in IgG4-related dacryoadenitis and sialoadenitis (IgG4-DS)	Pathology	Investigator initiated
P-13	Keiichiro Kadoba	Lung Actinomycosis with Elevated Serum IgG4 and IgG4-positive Plasma Cell Infiltration	Clinical Aspects & Treatment	Investigator initiated
P-14	Takahiro Nakazawa	The efficacy of endoscopic transpapillary intraductal ultrasonography in the differential	Clinical Aspects & Treatment	Investigator initiated
P-15	Fuminori Kasashima	Clinical outcome of IgG4-related abdominal aortic aneurysm: Open versus endovascular repair	Clinical Aspects & Treatment	Investigator initiated
P-16	Shigeyuki Kawa	Long-term outcome of autoimmune pancreatitis	Clinical Aspects & Treatment	Investigator initiated

	Presenter Name	Abstract Title	Topic	Category
P-17	Arezou Khosroshahi	Circulating IgG4 Antibody Secreting Cells is a Better Biomarker of Disease Activity compared to Serum IgG4 Level in Patients wi	Clinical Aspects & Treatment	Investigator initiated
P-18	Takashi Koyama	The efficacy of ultrasonography-guided biopsy of the submandibular glands in establishing the diagnosis of IgG4-related disease	Clinical Aspects & Treatment	Investigator initiated
P-19	Satoshi Kubo	Correlation of T follicular helper cells and plasmablast with the development of organ involvement in patients with IgG4-relate	Pathophysiology	Investigator initiated
P-20	Shoko Matsui	IgG4-related respiratory disease and its mimickers	Clinical Aspects & Treatment	Investigator initiated
P-21	Ramona Mihui	Cardiac Involvement with IgG4-Related Disease, Report of Two Cases	Clinical Aspects & Treatment	Investigator initiated
P-22	Ichiro Mizushima	Factors related to renal cortical atrophy development after glucocorticoid therapy in IgG4-related kidney disease	Clinical Aspects & Treatment	Investigator initiated
P-23	Masafumi Moriyama	Interleukin-33 produced by M2 macrophages and other immune cells contributes to Th2 immune reaction of IgG4-related disease	Pathology	Investigator initiated
P-24	Yoichi Nakayama	A case with both biopsy-proven IgG4-RD and ANCA-associated vasculitis	Clinical Aspects & Treatment	Investigator initiated
P-25	Kenji Notohara	The gastrointestinal manifestation of IgG4-related disease: a pathological study with 8 cases	Pathology	Investigator initiated
P-26	Miho Ohta	DNA microarray analysis of submandibular glands in IgG4-related dacryoadenitis and sialoadenitis (IgG4-DS) indicates a role for	Pathology	Investigator initiated
P-27	Jovan Popovich	Sclerosing Mesenteritis - IgG4 Related Mesenteric Pseudotumor or Idiopathic Sclerosing Mesenteritis?	Clinical Aspects & Treatment	Investigator initiated
P-28	Takako Saeki	Comparison of clinical and laboratory features of patients with and without allergic conditions in IgG4-related disease: a sing	Clinical Aspects & Treatment	Investigator initiated
P-29	Mizuki Sakamoto	The diagnostic utility of labial salivary gland biopsy in IgG4-related disease	Clinical Aspects & Treatment	Investigator initiated
P-30	Nicolas Schleinitz	Rituximab retreatment for relapse and maintenance therapy in IgG4-related disease	Clinical Aspects & Treatment	Investigator initiated
P-31	Nicolas Schleinitz	IgG4-related Disease in Monozygotic Twins	Pathophysiology	Investigator initiated
P-32	Markus Skold	Validation of The Binding Site latex IgG4 immunoassay antigen excess parameters	Clinical Aspects & Treatment	Investigator initiated
P-33	Markus Skold	Quantification of IgG4 concentrations across multiple platforms	Clinical Aspects & Treatment	Investigator initiated
P-34	Markus Skold	Analytical performance of IgG subclass assays for use on the Optilite turbidimetric analyser	Clinical Aspects & Treatment	Investigator initiated
P-35	Evgeniya Sokol	Can cyclophosphamide be used as a first line therapy in IgG4-RD without oral glucocorticoids?	Clinical Aspects & Treatment	Investigator initiated


	Presenter Name	Abstract Title	Topic	Category
P-36	Evgeniya Sokol	Prevalence of B-cell clonal disorders in patients with IgG4-related disease: single-center experience	Clinical Aspects & Treatment	Investigator initiated
P-37	Masayuki Takahira	Clinical aspects of IgG4-related optic neuropathy	Clinical Aspects & Treatment	Investigator initiated
P-38	Shiro Tanoue	Usefulness of serum apoptosis inhibitor of macrophage (AIM) in patients with IgG4-related disease.	Clinical Aspects & Treatment	Investigator initiated
P-39	Hideki Tsuji	IgG4 related ophthalmic disease mimicking eyelid sebaceous carcinoma.	Pathology	Investigator initiated
P-40	Kaori Uchino	The relationship between CD205/CD163 coexpression of macrophages and the histologic features in type 1 autoimmune pancreatitis.	Pathology	Investigator initiated
P-41	Tomohiro Watanabe	Plasmacytoid dendritic cells producing both IFN-alpha and IL-33 mediate chronic fibro-inflammatory responses in IgG4-related di	Pathophysiology	Investigator initiated
P-42	Kazunori Yamada	Analysis of 84 patients with IgG4-related disease and malignancy	Clinical Aspects & Treatment	Investigator initiated
P-43	Kazunori Yamada	Baseline clinical and laboratory features of IgG4-related disease: retrospective Japanese multicenter study of 334 cases	Clinical Aspects & Treatment	Investigator initiated
P-44	Joanne Yi	IgG4-related lung disease associated with concomitant adenocarcinoma of the lung	Pathology	Investigator initiated
P-45	Wen Zhang	Efficacy of Cyclophosphamide treatment for immunoglobulin G4-related disease with addition of glucocorticoids	Clinical Aspects & Treatment	Investigator initiated
P-46	Pingchuan Zhang	Plasma Cell-Rich Tubulointerstitial Nephritis (TIN) without Increased IgG4 Positive Plasma Cells Resembling IgG4-TIN: a Report	Pathology	Investigator initiated
P-47	Tahara Junko	Risk of malignancy and pathological study of malignant neoplasms in autoimmune pancreatitis patients	Pathology	Investigator initiated
P-48	Yanying Liu	RNA sequencing reveals specific modulation in gene signatures from patients with IgG4-related diseases	Pathology	Investigator initiated
P-49	Takayoshi Nishino	Incidence of Cancer and Risk Factors for Complication by Cancer in IgG4-Related Sclerosing Cholangitis	Clinical Aspects & Treatment	Investigator Initiated



Conference Map




▶ Registration desk



▶ Poster presentation, Exhibit and mingling areas

▶ Main plenary



**INTERNATIONAL
SYMPOSIUM**

on IgG4-RD & Associated Conditions

www.internationalsymposium.net