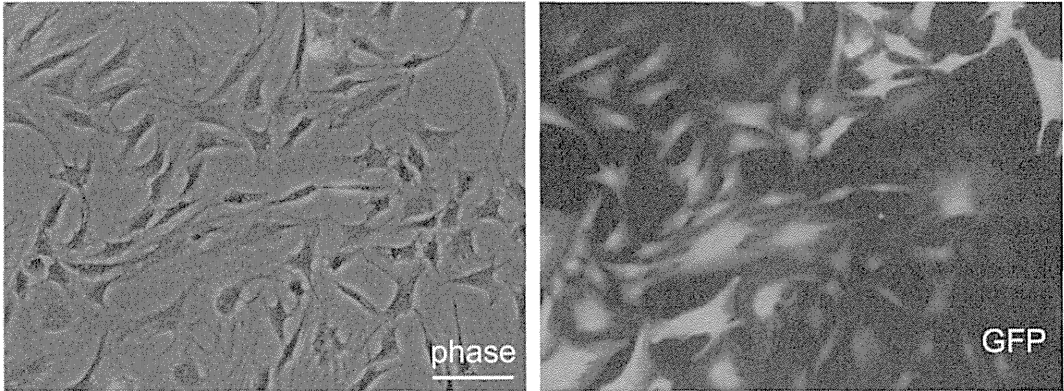


53. Torigoe, I.; Sotome, S.; Tsuchiya, A.; Yoshii, T.; Takahashi, M.; Kawabata, S.; Shinomiya, K. Novel cell seeding system into a porous scaffold using a modified low-pressure method to enhance cell seeding efficiency and bone formation. *Cell Transplant.* 16(7):729-739; 2007.
54. Vaquero, J.; Zurita, M. Functional recovery after severe CNS trauma: current perspectives for cell therapy with bone marrow stromal cells. *Prog. Neurobiol.* 93(3):341-349; 2011.
55. Varma, A. K.; Das, A.; Wallace, G.; Barry, J.; Vertegel, A. A.; Ray, S. K.; Banik, N. L. Spinal cord injury: a review of current therapy, future treatments, and basic science frontiers. *Neurochem. Res.* 38(5):895-905; 2013.
56. Vawda, R.; Fehlings, M. G. Mesenchymal cells in the treatment of spinal cord injury: current & future perspectives. *Curr. Stem Cell Res. Ther.* 8(1):25-38; 2013.
57. Wang, D.; Liu, X. L.; Zhu, J. K.; Hu, J.; Jiang, L.; Zhang, Y.; Yang, L. M.; Wang, H. G.; Zhu, Q. T.; Yi, J. H.; Xi, T. F. Repairing large radial nerve defects by acellular nerve allografts seeded with autologous bone marrow stromal cells in a monkey model. *J. Neurotrauma* 27(10):1935-1943; 2010.
58. Wang, D.; Liu, X. L.; Zhu, J. K.; Jiang, L.; Hu, J.; Zhang, Y.; Yang, L. M.; Wang, H. G.; Yi, J. H. Bridging small-gap peripheral nerve defects using acellular nerve allograft implanted with autologous bone marrow stromal cells in primates. *Brain Res.* 1188:44-53; 2008.
59. Wilkins, A.; Kemp, K.; Ginty, M.; Hares, K.; Mallam, E.; Scolding, N. Human bone marrow-derived mesenchymal stem cells secrete brain-derived neurotrophic factor which promotes neuronal survival in vitro. *Stem Cell Res.* 3(1):63-70; 2009.
60. Wright, K. T.; El Masri, W.; Osman, A.; Chowdhury, J.; Johnson, W. E. Concise review: Bone marrow for the treatment of spinal cord injury: mechanisms and clinical applications. *Stem Cells* 29(2):169-178; 2011.

61. Xiao, M.; Klueber, K. M.; Zhou, J.; Guo, Z.; Lu, C.; Wang, H.; Roisen, F. J. Human adult olfactory neural progenitors promote axotomized rubrospinal tract axonal reinnervation and locomotor recovery. *Neurobiol. Dis.* 26(2):363-374; 2007.
62. Ye, M.; Chen, S.; Wang, X.; Qi, C.; Lu, G.; Liang, L.; Xu, J. Glial cell line-derived neurotrophic factor in bone marrow stromal cells of rat. *Neuroreport* 16(6):581-584; 2005.
63. Yeon Lim, J.; Jeun, S. S.; Lee, K. J.; Oh, J. H.; Kim, S. M.; Park, S. I.; Jeong, C. H.; Kang, S. G. Multiple stem cell traits of expanded rat bone marrow stromal cells. *Exp. Neurol.* 199(2):416-426; 2006.
64. Yoshii, S.; Oka, M.; Shima, M.; Akagi, M.; Taniguchi, A. Bridging a spinal cord defect using collagen filament. *Spine* 28(20):2346-2351; 2003.
65. Zhou, Z.; Chen, Y.; Zhang, H.; Min, S.; Yu, B.; He, B.; Jin, A. Comparison of mesenchymal stromal cells from human bone marrow and adipose tissue for the treatment of spinal cord injury. *Cytherapy* 15(4):434-448; 2013.

CELL
TRANSPLANTATION
The Regenerative Medicine Journal

A



B

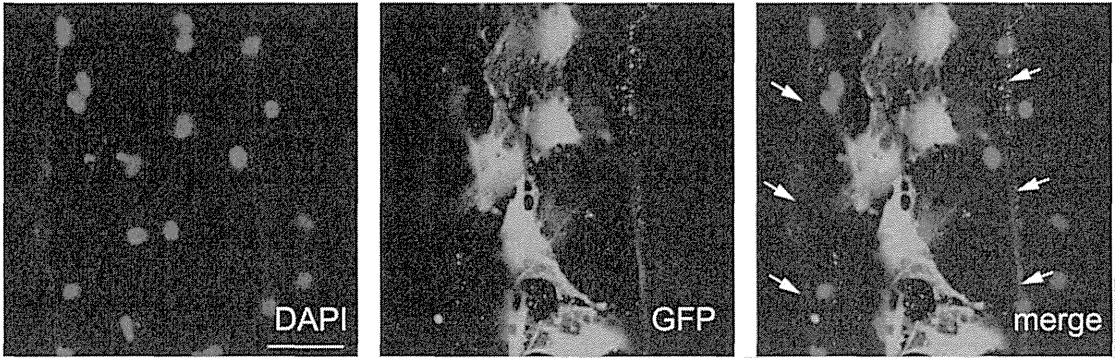


Figure 1:

The Regenerative Medicine Journal

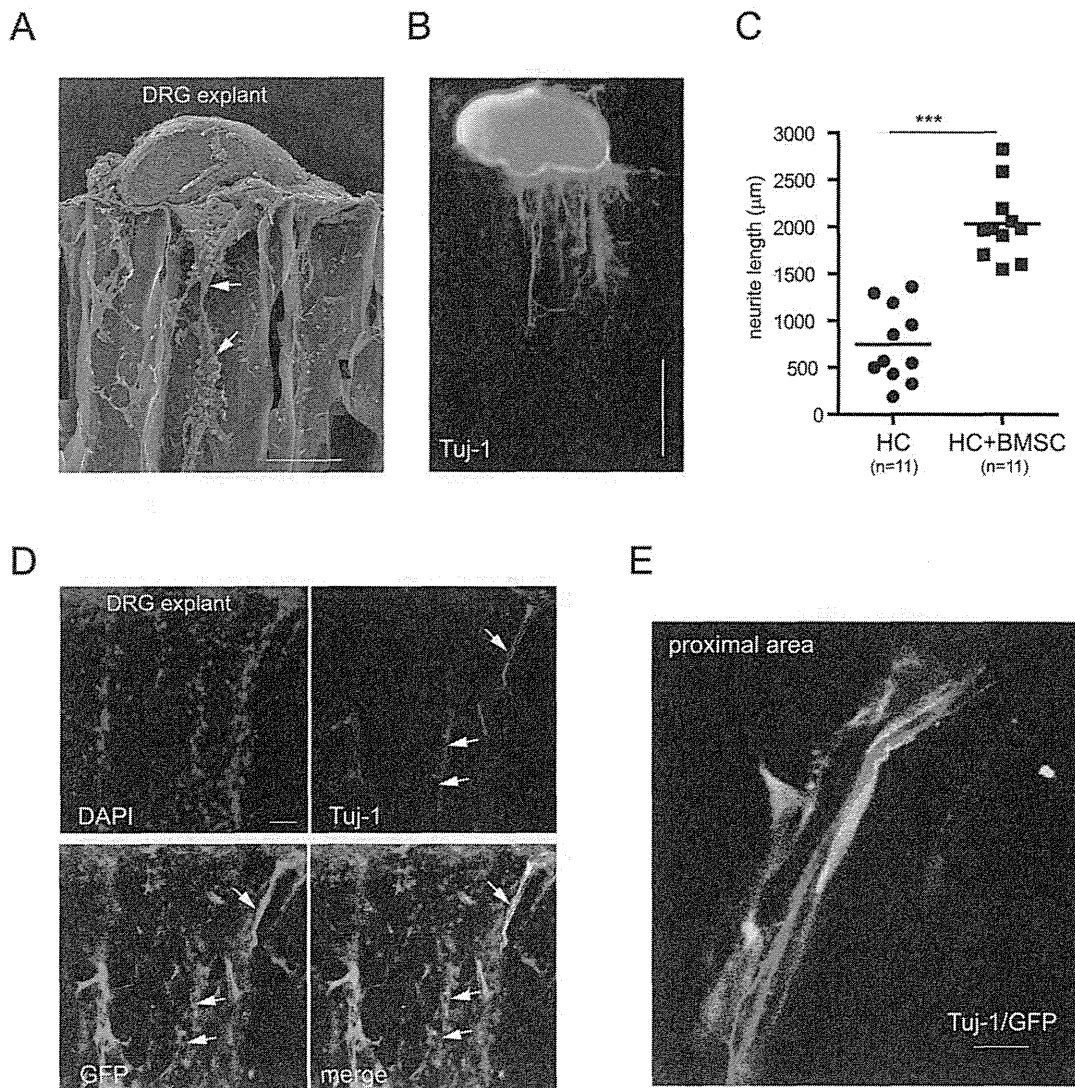


Figure 2:

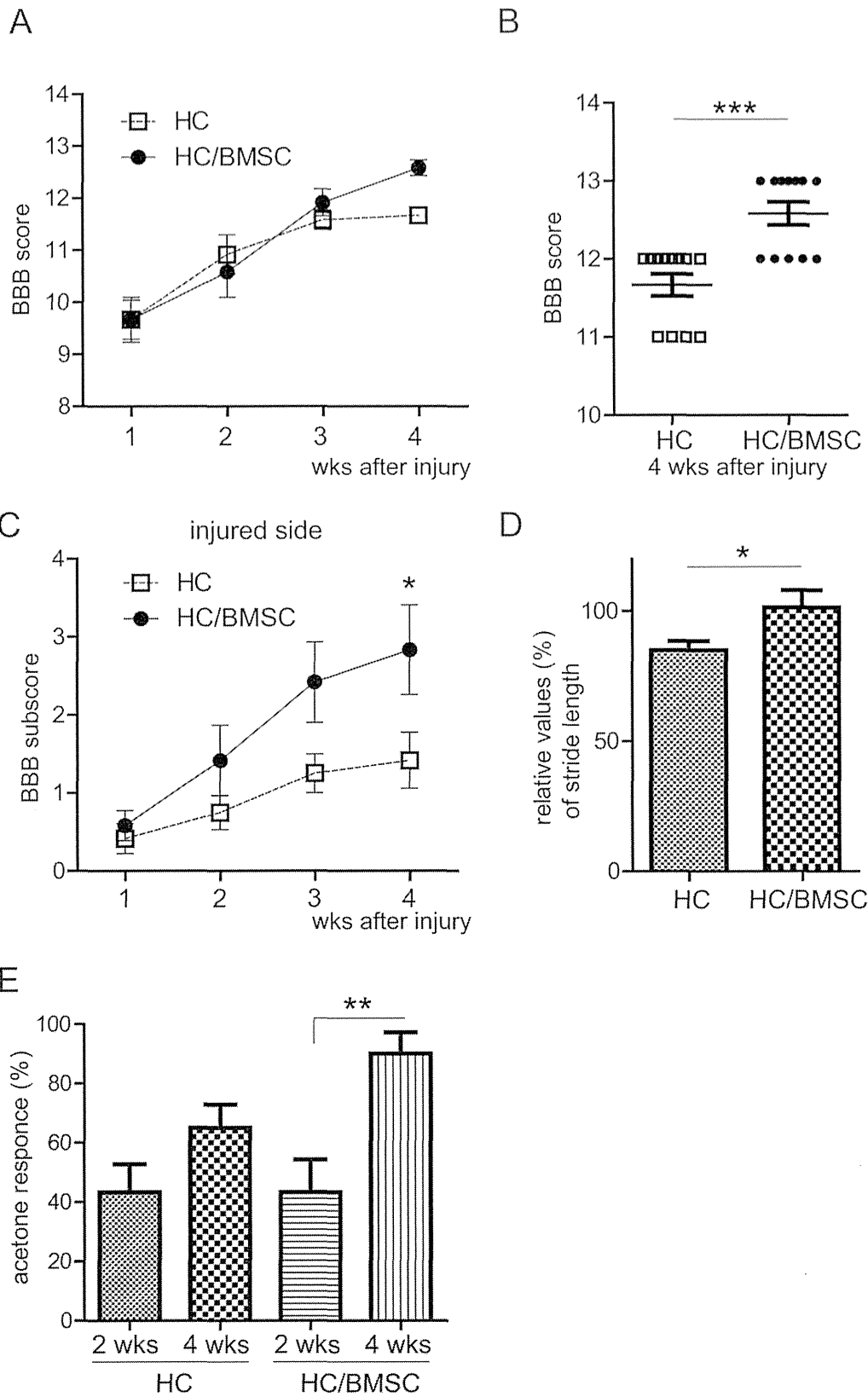
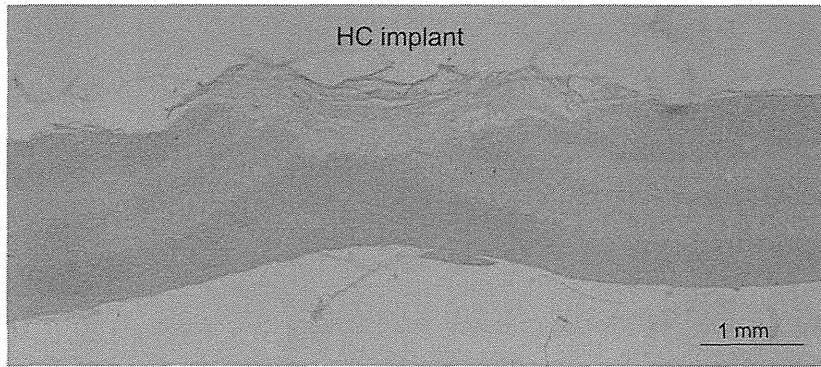
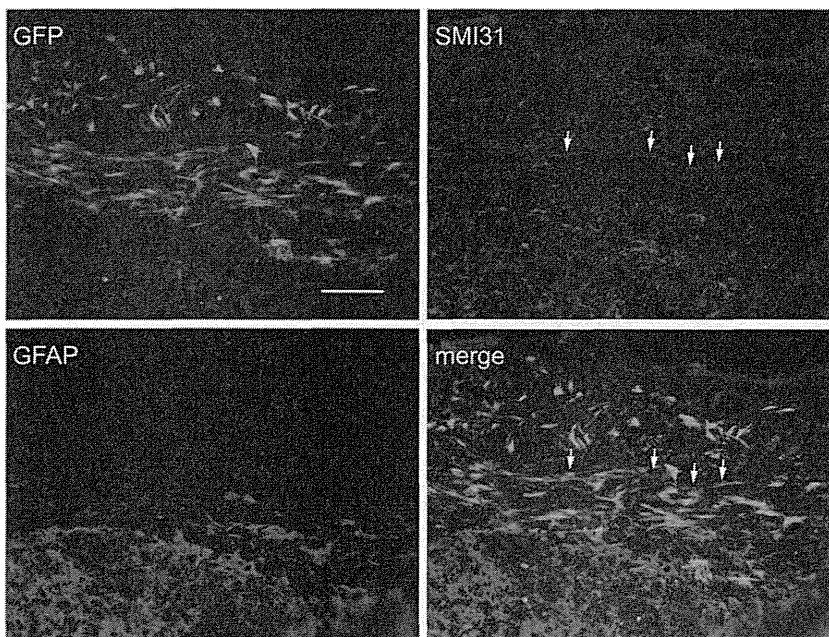


Figure 3:

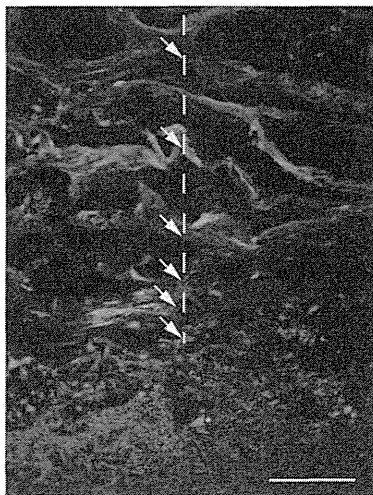
A



B



C



D

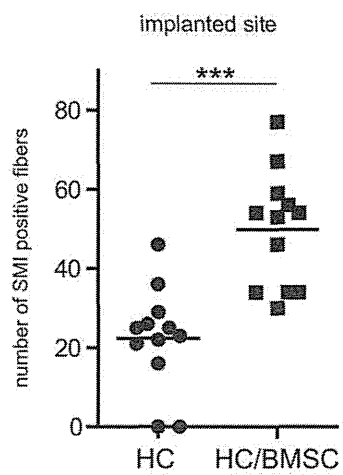


Figure 4:

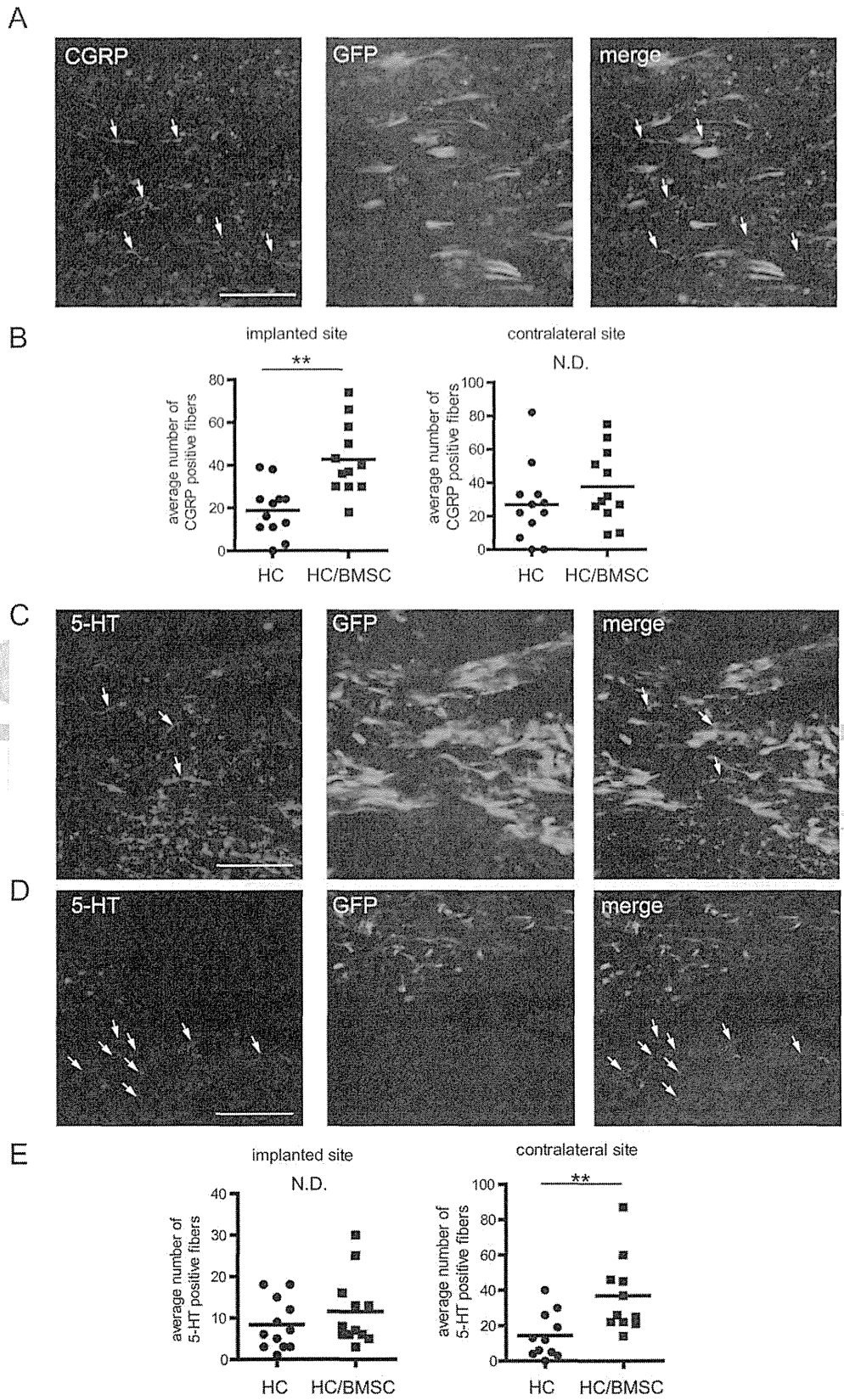
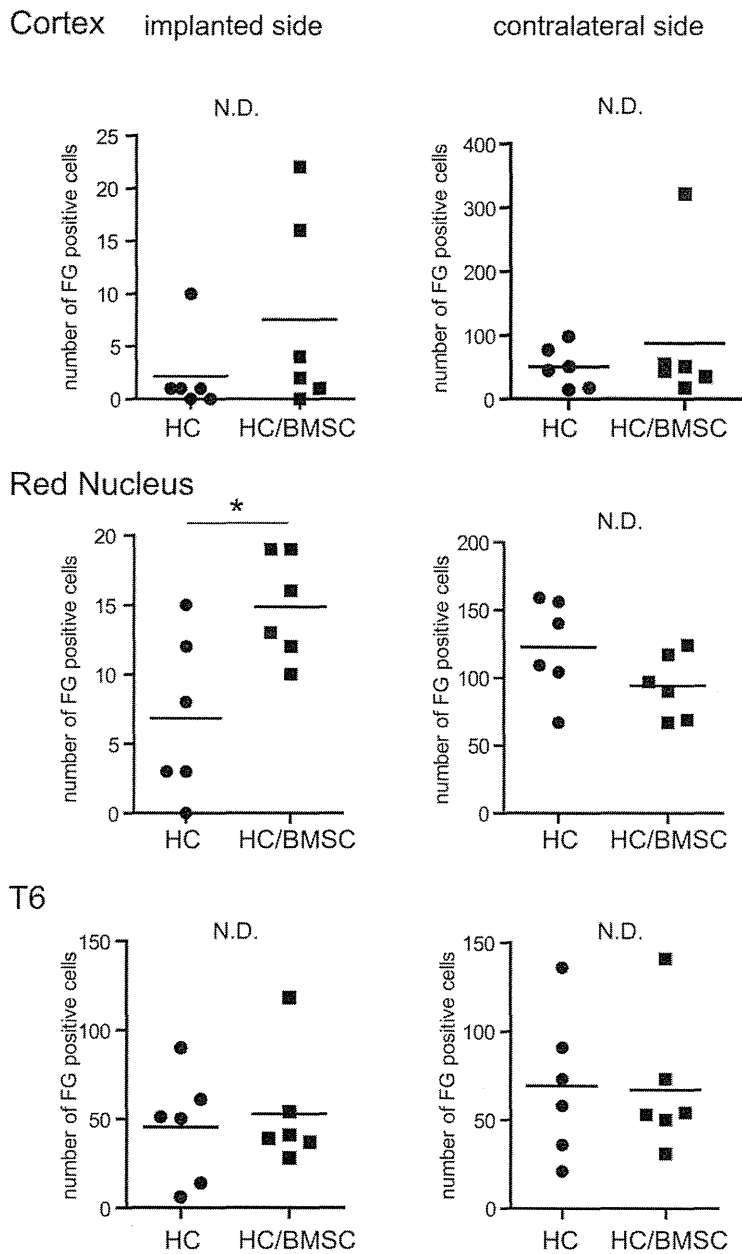


Figure 5:

A



ATION
e Medicine Journal

B




Figure 6:

