

No.	Name	Email
51	Kaysorn Vongmane	monoylomsak@gmail.com
52	Kedar Bahadur Adhikari	adhikarib@yahoo.com
53	Khampasong Theppanya	pasong05@yahoo.com
54	Khuong Anh Tuan	khuong_tuan@yahoo.com, khuonganhtuan@hspi.org.vn
55	Kiyoshi Koderu	not provided
56	Krisada Sawangdee	krisada@ihpp.thaigov.net
57	Kumiko Igarashi	igarashi1002@gmail.com
58	Lal B Rawal	lalrawal@icddrb.org
59	Lei Zhang	lei_zhang@bjmu.edu.cn
60	Li Chao	not provided
61	Li Weidong	not provided
62	Li Yuan	not provided
63	Li Zhiyun	not provided
64	Liu Ruijie	not provided
65	Lu Jingru	not provided
66	Manirul Khan	siamhf@gmail.com
67	Masamine Jimba	mjimba@m.u-tokyo.ac.jp
68	Mayumi Hashimoto	m-hashimoto@it.ncgm.go.jp
69	Michael Leksodimulyo	dokter.michael@yahoo.co.id
70	Miwa Sonoda	m-sonoda@it.ncgm.go.jp
71	Nalika Gunawardena	nalikaguna@hotmail.com
72	Nami Kishida	kishida.nami@jica.go.jp
73	Nantana Sirirup	fmednsr@gmail.com
74	Naoyuki Kobayashi	kobayashi.naoyuki@jica.go.jp
75	Natawan Khumsaen	knatawan@hotmail.com
76	Nguyen Thi Binh An	ntba@hsph.edu.vn
77	Nilar Tin	drnilartin@gmail.com


No.	Name	Email
78	Nima Asgari Jirhandeh	asgarin@who.int
79	Nirund Wichasetsmith	mayo_my@yahoo.com
80	Nonglak Pagaiya	cnonglak@yahoo.com
81	Outavong Phathamavong	outavong@gmail.com
82	Pak Tong Chol	cholp@who.int
83	Panarut Wisawatapnimit	wisawatapnimit@yahoo.com
84	Parinda Seneerattanaprayul	parinda@ihpp.thaigov.net
85	Patrick Kadama	kadamap2@gmail.com
86	Pham Viet Cuong	pvc1@hsph.edu.vn
87	Phouthakone Muangvong	pmuangvong@yahoo.com
88	Phouthone Vongkonevilay	vangkonevilay@hotmail.com
89	Phusit Prakongsri	phusit@ihpp.thaigov.net
90	Prayetny, Skp., MKes	pra24yetni@yahoo.com
91	Purwani Eko Prihatin	purwanisarjono@yahoo.com
92	Randy Kolstad	rkolstad@usaid.gov
93	Reka Kovacs	reka.kovacs@emmi.gov.hu
94	Saengchom Tanomsingh	stanomsi@gmail.com
95	Saima Hamid	saima_hamid@yahoo.com
96	Sameen Siddiqi	siddiqis@emro.who.int
97	Samten Lhendup	sam10lhn09@health.gov.bt
98	Sanjay Zodpey	sanjay.zodpey@phfi.org
99	Sarath Samarage	sarath.samarage@gmail.com
100	Sengmany Khambounheuang	xsengdavy@gmail.com
101	Shajedul Hasan	shanu465@yahoo.com
102	Shama Karkal	shamakarkal@yahoo.com
103	Shen Ye	not provided
104	Shiv Chandra Mathur	shivmathur51@gmail.com, shiv_mathur@hotmail.com

No.	Name	Email
105	Siyam Amani	siyama@who.int
106	Sokneang Touch	touchsokneang@yahoo.com
107	Sonam Tobgay	sonamtobgay@health.gov.bt
108	Song Xueqian	not provided
109	Sukjai Charoensuk	sukjai66@yahoo.com
110	Susie Perera	susiepds@gmail.com
111	Suwit Wibulpolprasert	suwit@health.moph.go.th
112	Suzuki Emi	emi.suzuki@nurse.or.jp
111	Takako Kano	kano0601@gmail.com
113	Takayuki Saitoh	tsaitoh@gunma-u.ac.jp
114	Tchaa Kadjanta	kadjanta@yahoo.fr
115	Thidaporn Jirawattanapisal	thidapor@health2.moph.go.th
116	Thinakorn Noree	thinakorn@ihpp.thaigov.net
117	Thunthita Wisaijohn	thunthita@ihpp.thaigov.net
118	Thushara Anuruddhe Ranasinghe	thushrana@yahoo.com, thushrana@gmail.com
119	Tokita Yoshiharu	tokitoki0208@yahoo.co.jp
120	Tomohiko Sugishita	sugishita.tomohiko@jica.go.jp
121	Tran Duc Thuan	tranducthuan@hspi.org.vn
122	Tri Nugroho, MQIH	nuge_tri22@yahoo.co.id
123	Tritarayati Busiri	trita.bus@gmail.com
124	Viroj Tangcharoensathien	viroj@ihpp.thaigov.net
125	Visany Vongsavanh	visany2009@gmail.com
126	Vivian Lin	linv@wpro.who.int
127	Wanda Jaskiewicz	wjaskiewicz@capacityplus.org
128	Wang Yimin	not provided
129	Wang Zhanfa	not provided
130	Wanicha Chuenkongkaew	wim.wanicha@gmail.com

No.	Name	Email
131	Watanabe Hideomi	m-hashimoto@it.ncgm.go.jp
132	Weerasak Puthasri	weerasak@ihpp.thaigov.net
133	Wu Aiwen	not provided
134	Wu Zhengyi	not provided
135	Xu Huan	not provided
136	Xu Ping	not provided
137	Yang KE	keyang@bjmu.edu.cn
138	Yi Lina	yiln@moh.gov.cn
139	Yojiro Ishii	ishii.yojiro@jica.go.jp
140	You Xiandong	not provided
141	Yu Shaoliang	not provided
142	Zhang Jian	not provided
143	Zhang Jing	not provided
144	Zhang Wei	not provided
145	Zhang Yun	zhangyunbj@hotmail.com
146	Zhao Yuru	not provided
147	Zhaogang	not provided
148	Zhou Hang	zhangyunbj@hotmail.com
149	Zhou Xiaopeng	zhouxp218@sina.com
150	Zou Zhengyu	not provided
151	Zulfiqar Khan	khanzul@pak.emro.who.int




Annex 3
Gallery of the 8th AAAH Conference 2014










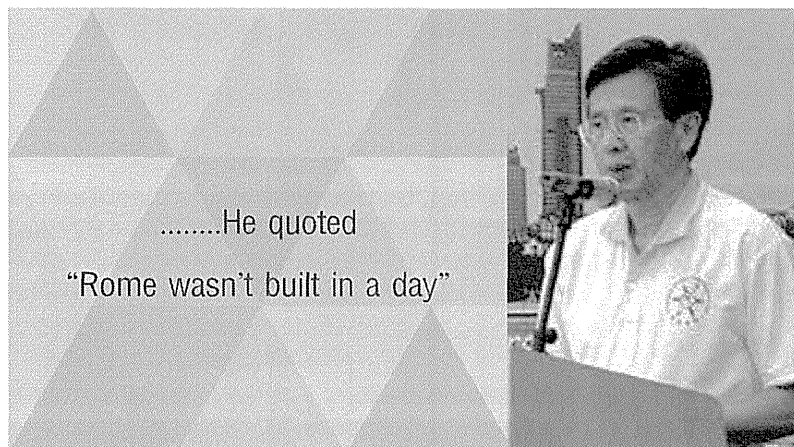
“
...No health without health workers
”

Dr. Gulin Gedik from Recife Conference



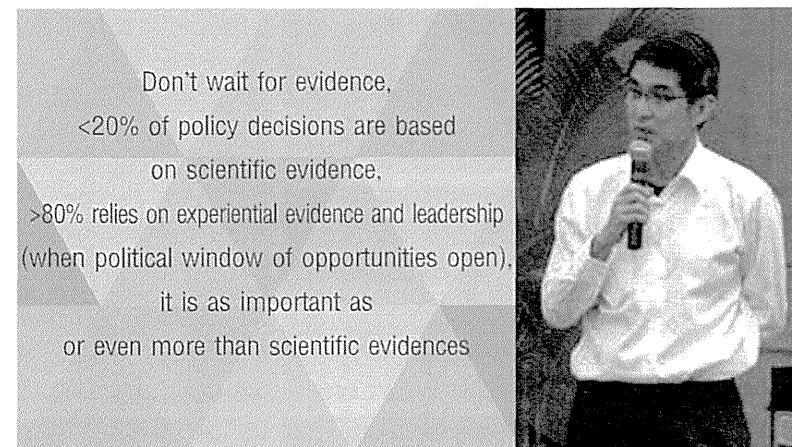
...Locally available evidence
is good enough... (to move the society),
Peter Piot said we cannot wait
for RCT for Ebola control.
Immediate actions must be installed

Professor Masamine Jimba (8th AAAH)



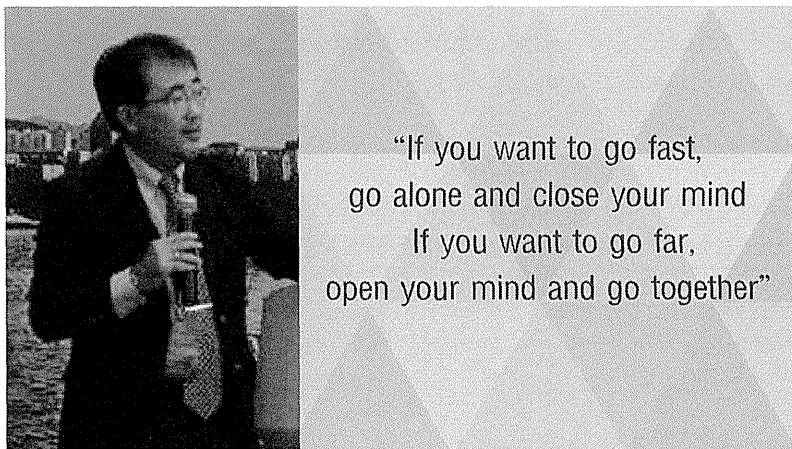
.....He quoted
“Rome wasn’t built in a day”

Dr. Viroj Tangcharoensathien (8th AAAH)



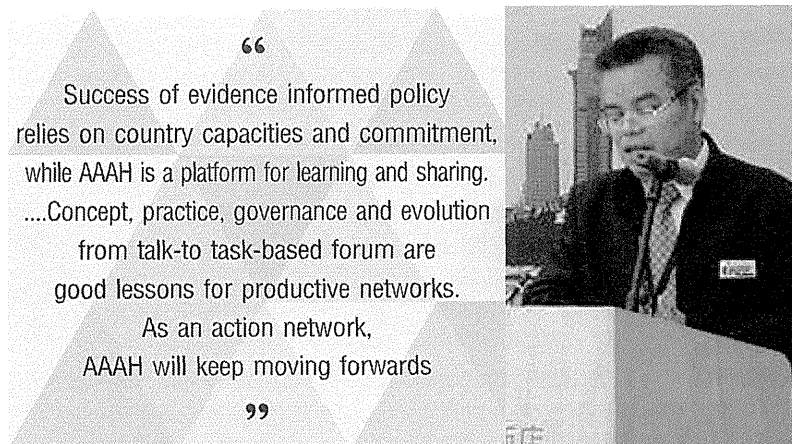
Don’t wait for evidence,
<20% of policy decisions are based
on scientific evidence,
>80% relies on experiential evidence and leadership
(when political window of opportunities open),
it is as important as
or even more than scientific evidences

Dr. Suwit Wibulpolprasert (8th AAAH)



“If you want to go fast,
go alone and close your mind
If you want to go far,
open your mind and go together”

Dr. Tomohiko Sugishita (8th AAAH)



66

Success of evidence informed policy relies on country capacities and commitment, while AAAH is a platform for learning and sharing. ...Concept, practice, governance and evolution from talk-to task-based forum are good lessons for productive networks.

As an action network,
AAAH will keep moving forwards

99

Dr. Weerasak Putthasri (8th AAAH)



Asia-Pacific Action Alliance on Human Resources for Health

Ministry of Public Health (Soi Sataranasuk 6),

Tiwanond Road, Amphur Muang, Nonthaburi 11000

Tel. 66 2 590 2366-7 Fax: 66 2 590 2385 Website: <http://aaahrh.org>

研究成果の刊行に関する一覧表

学術雑誌

発表者 氏名	論文タイトル名	発表誌名	巻号	ページ	出版年
Sunguya BF, Poudel KC, Mlunde LB, Shakya P, Urassa DP, Jimba M, Yasuoka J.	Effectiveness of nutrition training of health workers toward improving caregivers' feeding practices for children aged six months to two years: a systematic review.	Nutrition J.	12	66	2013
Yamamoto T, Sunguya BF, Shiao LW, Amiya RM, SAW YW, Jimba M.	Migration of health workers in the pacific islands: a bottleneck to health development.	Asia Pac J Public Health	24	697-709	2012
Lim S, Yasuoka J, Poudel KC, Ly P, Nguon C, Jimba M.	Promoting community knowledge and action for malaria control in rural Cambodia: potential contributions of Village Malaria Workers.	BMC Res Notes.	5	405	2012
Hasegawa A, Yasuoka J, Ly P, Nguon C, Jimba M.	Integrating child health services into malaria control services of village malaria workers in remote Cambodia: service utilization and knowledge of malaria management of caregivers.	Malaria Journal	12	292	2013
Sunguya BF, Hinthong W, Jimba M, Yasuoka J.	Interprofessional education for whom? - challenges and lessons learned from its implementation in developed countries and their application to developing countries: a systematic review.	PLoS One	5	e96724	2014
Yasuoka J, Jimba M, Levins R.	Application of loop analysis for evaluation of malaria control interventions.	Malaria Journal	13	140	2014

Sunguya BF, Poudel KC, Mlunde LB, Urassa DP, Yasuoka J, Jimba M.	Nutrition Training Improves Health Workers' Nutrition Knowledge and Competence to Manage Child Undernutrition: A Systematic Review.	Frontiers in Public Health	1	37	2013
Sunguya BF, Poudel KC, Mlunde LB, Urassa DP, Jimba M, Yasuoka J.	Efficacy of in-service nutrition training for mid-level providers to improve feeding practices among HIV-positive children in Tanga, Tanzania: study protocol for a cluster randomized controlled trial.	Traials	14	352	2013
Yasuoka J, Saito J, Saw YM, Sunguya BF, Amiya RM, Jimba M.	Achieving the Millennium Developed Goals Relevance for low-income countries in Asia.	Routledge		25-38	2014
Masamine Jimba	Power of community health in implementing the universal health insurance system in Japan.	Japan Medical Association Japan	57(1)	10-4	2014
Moe Miyaguchi, Junko Yasuoka, Amod Kumar Poudyal, Ram Chandra Silwal and Masamine Jimba	Female community health volunteers service utilization for childhood illness: improving quality of health services only is not enough: across-sectional study in mid-western region, Nepal.	BMC Health Service Research	14(1)	383	2014
Moe Moe Thandar, Myat Phone Kyaw, Masamine Jimba and Junko Yasuoka	Caregivers' treatment-seeking behaviour for children under age five in malaria-endemic areas of rural Myanmar: a cross-sectional study.	Malar Journal	14(1)	1	2015

書籍

著者氏名	論文タイトル名	書籍全体の編集者名	書籍名	出版社名	出版地	出版年	ページ
Bruno F. Sunguya, David P. Urassa, Junko Yasuoka and Masamine Jimba	The role of nutrition training for health workers in addressing poor feeding practices and undernutrition among HIV-positive children.		Health of HIV Infected people: food, nutrition, and lifestyle without antiretroviral drugs	Academic Press	London	2015	113-130

学会発表等 (神馬征峰)

日付	内容	依頼者	備考
2012.05.25	Serendipity for global health education.	Yang Ming University	Global Health Education Conference (台北、台湾)
2012.6.25	Models for global health education.	APRU	APRU AWI International Conference (ロサンゼルス、米国)
2012.6.26	Fukushima disaster: a short-term response is not enough.	APRU	APRU AWI International Conference (ロサンゼルス、米国)
2012.8.28	Human security approach in global health for post-2015 development.	HPAIR	Harvard Project for Asian and International Relations (HPAIR ASIA), (台北、台湾)
2014.7.29	Power of community health in implementing the universal health insurance system in Japan.	公益社団法人 日本医師会	2013-2014年 武見フェロー 帰国報告会

2014. 10.17~10.19	Overcoming Post-Universal Health Coverage Challenges.	アジア・太平洋地 区公衆衛生大学 院連合会議 (APACPH)	The 46th Asia-Pacific Academic Consortium for Public Health: APACPH
2014.10.30	Reforming Professional Education for Successful Outcomes under Limited Evidence.	アジア太平洋公 衆衛生大学院連 合会議 (APACPH)	Asia-Pacific Action Alliance on Human Resources for Health (AAAH), Plenary Session III: Reforming of health Professional education to produce competent health personnel relate d to population health needs and health systems; Lead speaker
2014.10.30	AAAH for the Capacity Building of HRH Resea rch and Policy Making.	アジア太平洋保 健人材連盟 (AAAH)	Asia-Pacific Action Alliance on Human Resources for Health (AAAH), Plenary Session IV: Inter-sessional activities to generate policy-relevant research in HRH.
2015.4.25	Strengthening Interprofessional Education: Science and/or Art?	群馬大学	日本インタープロ フェッショナル教 育機関ネットワ ーク(JIPWEN)シン ポジウム

学会発表等 (安岡潤子)

日付	内容	依頼者	備考
2014. 9.26	Global health research and education through community-based malaria project in Cambodia	環太平洋大学協 会(APRU)	2014 APRU Global Health Program Workshop

RESEARCH

Open Access

Effectiveness of nutrition training of health workers toward improving caregivers' feeding practices for children aged six months to two years: a systematic review

Bruno F Sunguya¹, Krishna C Poudel^{2,3}, Linda B Mlunde¹, Prakash Shakya¹, David P Urassa⁴, Masamine Jimba¹ and Junko Yasuoka^{1*}

Abstract

Background: Nutrition training of health workers can help to reduce child undernutrition. Specifically, trained health workers might contribute to this end through frequent nutrition counseling of caregivers. This may improve child-feeding practices and thus reduce the risk of undernutrition among children of counseled caregivers. Although studies have shown varied impacts of health workers' nutrition training on child feeding practices, no systematic review of the effectiveness of such intervention has yet been reported. Therefore, we conducted this study to examine the effectiveness of nutrition training for health workers on child feeding practices including feeding frequency, energy intake, and dietary diversity among children aged six months to two years.

Methods: We searched the literature for published randomized controlled trials (RCTs) and cluster RCTs using medical databases including PubMed/MEDLINE, CINAHL, EMBASE, and ISI Web of Knowledge, and through WHO regional databases. Our intervention of interest was nutrition training of health workers. We pooled the results of the selected trials, evaluated them using the Grades of Recommendation, Assessment, Development, and Evaluation (GRADE) criteria, and calculated the overall effect size of the intervention in meta-analyses.

Results: Ten RCTs and cluster RCTs out of 4757 retrieved articles were eligible for final analyses. Overall, health workers' nutrition training improved daily energy intake of children between six months and two years of age. The pooled evidence from the three studies reporting mean energy intake per day revealed a standardized mean difference (SMD) of 0.76, 95% CI (0.63-0.88). For the two studies with median energy intake SMD was 1.06 (95% CI 0.87-1.24). Health workers' nutrition training also improved feeding frequency among children aged six months to two years. The pooled evidence from the three studies reporting mean feeding frequency showed an SMD of 0.48 (95% CI 0.38-0.58). Regarding dietary diversity, children in intervention groups were more likely to consume more diverse diets compared to their counterparts.

Conclusion and recommendations: Nutrition training for health workers can improve feeding frequency, energy intake, and dietary diversity of children aged six months to two years. Scaling up of nutrition training for health workers presents a potential entry point to improve nutrition status among children.

Keywords: Nutrition training, Health workers, Feeding frequency, Energy intake, Dietary diversity, Meta analysis

* Correspondence: jyasuoka@post.harvard.edu

¹Department of Community and Global Health, Graduate School of Medicine, The University of Tokyo, 7-3-1, Hongo, Bunkyo-ku, Tokyo 113-0033, Japan

Full list of author information is available at the end of the article

Background

Undernutrition is responsible for more than one-third of child deaths globally [1], and it is more prevalent in low- and lower-middle-income countries [2]. Poverty has remained an important underlying cause of poor nutrition status among children in these regions [3,4]. It has been cited as a factor behind food insecurity [5,6], low maternal education, poor access to healthcare [7], and burden of diseases [8], each of which mediates poor child nutrition status. A disadvantaged socioeconomic position may also feed into caregivers' poor feeding practices with regard to their children [9,10]. Poor feeding practices include low dietary diversity, feeding frequency, and energy intake [11-13].

Poor child feeding practices are caused by a myriad of factors. They are associated with cultural factors that may create local tendencies toward selection of low-quality complementary foods [14,15]; taboos [15]; and restrictive traditional beliefs [16]. Social factors including caregivers' poor knowledge on nutrition and lack of knowledge on food diversity in their environment may correlate with poor feeding practices [17]. Such factors may result in low dietary diversity, low feeding frequency, and low food and energy intake for children.

Caregivers' nutrition education can help to clear cultural and tradition-based misconceptions and improve their general nutrition knowledge [18]. Feeding practices can thus be improved if knowledgeable health workers treat and counsel them on proper feeding practices and monitor their progress closely [19]. Nutritionists and dietitians can, of course, perform such counseling when they are available [20-22]. However, health workers equipped with such specialized skills may not be in sufficient supply for routine care in many developing countries [23,24], leaving health workers who have only general nutrition knowledge to provide such care. Medical doctors, nurses, midwives, and midlevel providers are not always trained to perform such tasks and may not have adequate or practical knowledge to counsel and treat undernutrition [25]. Nutrition training for these cadres can help to bridge such knowledge gaps.

Available evidence supports that nutrition training of health workers can improve feeding practices and thus child undernutrition. Previous randomized controlled trials (RCTs) have found higher levels of nutrition knowledge and counseling behavior among health workers who received nutrition training [19,26,27]. Nutrition knowledge among caregivers improved in turn when they were frequently counseled by health workers who received nutrition training [19]. Nutrition counseling also improved caregivers' knowledge in food preparation [28,29] and healthy feeding behaviors [30]. As a result, caregivers were more likely to improve their children's feeding frequency [31], dietary diversity [32], protein,

and energy intake [28,33]. Such elements of feeding practice are essential to improving children's nutrition status [34,35].

Opportunities for routine nutrition counseling can be identified in existing health care frameworks. Globally, about 88% of pregnant mothers had at least one antenatal visit while 50% had a postnatal visit to a health care facility in 2012 [36]. These represent potential opportunities for nutrition counseling by trained health workers. Only 57% of mothers had a skilled attendant at their children's birth [36]. However, for such mothers, there is also room for home-based nutrition counseling using community health workers or peers with relevant skills and proper nutrition training [27].

Nutrition training and counseling has also been successfully applied using specially selected and trained peer groups working hand-in-hand with trained health workers. For example, in a study conducted in Senegal, trained community health workers trained grandmothers, who in turn provided maternal and child health education on topics including child feeding to mothers and pregnant women [37]. Community and home-based interventions conducted by trained peers in collaboration with trained health workers have had success in areas with limited resources [27,38,39]. Pictures, posters, school rallies, street-side plays, and nutrition fairs have been commonly used to provide such forms of training or counseling. These illustrations can be ever more effective when tailored to the regional context [20].

Nutrition training for health workers has yielded varied impacts on child health, particularly regarding nutrition status. Previous systematic reviews have evaluated the impacts of nutrition counseling, maternal nutrition education [34], and complementary feeding on children's nutrition status [18,40]. However, no systematic review has been conducted to evaluate the effectiveness of nutrition training for health workers on child feeding practices, an important step to improving their nutrition status. Therefore, we conducted this systematic review to examine the effect of nutrition training for health workers on feeding frequency, energy intake, and dietary diversity of children between six months and two years of age. Our PICO (Population, Intervention, Comparator, Outcome) question was as follows: "What is the effect of nutrition training for health workers to improve caregivers' feeding practices including energy intake, feeding frequency, and dietary diversity of children under two years of age as compared to those who did not receive such training?"

Methods

In this systematic review, we included RCTs and cluster RCTs that incorporated nutrition training for health

workers as an intervention of interest. We defined nutrition training for health workers as any formal nutrition course provided to health workers in the form of in-service training, continuing professional education, short courses, or seminars, aimed, for practical or research purposes, at improving the nutrition knowledge or practices of health workers. We defined our population as health workers including doctors; nurses and nurse midwives; midlevel providers including assistant medical officers, clinical officers, assistant nurses, or assistant physicians; community health workers including village health workers; and nutritionists or dietitians working in the areas where the studies were conducted. We focused our attention on three outcome variables: feeding frequency measured in the number of times the child was fed in the previous 24 hours; energy intake in kilojoules (kJ) per day; and dietary diversity, defined as the variety of food items that was fed to a child.

We developed a review protocol based on the aforementioned guidelines that was shared among the researchers before conducting the literature search. This protocol provided guidance regarding the literature search, exclusion and inclusion criteria, methods of analysis, and grading of evidence. Based on this framework, three researchers independently conducted literature searches, selection of studies, and data extraction.

Data sources for existing review

Three researchers independently searched the medical databases based on the review protocol. First, we searched for any existing review or submitted protocol on our topic listed in the Cochrane Library or the Cochrane Database of Systematic Reviews (CDSR). We also searched for similar review articles in the Abstracts of Reviews of Effects (DARE), National Institute for Health and Clinical Excellence (NICE), Educational Resources and Information Center (ERIC), and Campbell library of systematic reviews databases.

Inclusion and exclusion criteria

We included RCTs and cluster RCTs that included an explanation of nutrition training provided to health workers and child feeding practices such as dietary diversity, feeding frequency, and energy intake. We also included studies that provided information and counseling on feeding practices to caregivers of children aged six months to two years.

We excluded studies that included children aged below six months and above two years. The age range of 6 months to 2 years was chosen as the focus for this study because of its importance as the transitional period from exclusive breastfeeding to complementary feeding and family foods. Studies have shown a rapid increase in rates of undernutrition during this stage [41].

Such increases in developing countries may largely be associated with inappropriate feeding practices. Also, due to wide variations in the daily required nutritional and energy intake with age, it is difficult to generalize feeding practices for children below and above two years of age. We also excluded results covering feeding practices among children on exclusive breast-feeding regimens; on special feeding interventions including parenteral feeding and tube feeding; or subject to special feeding requirements or diagnosed with chronic conditions.

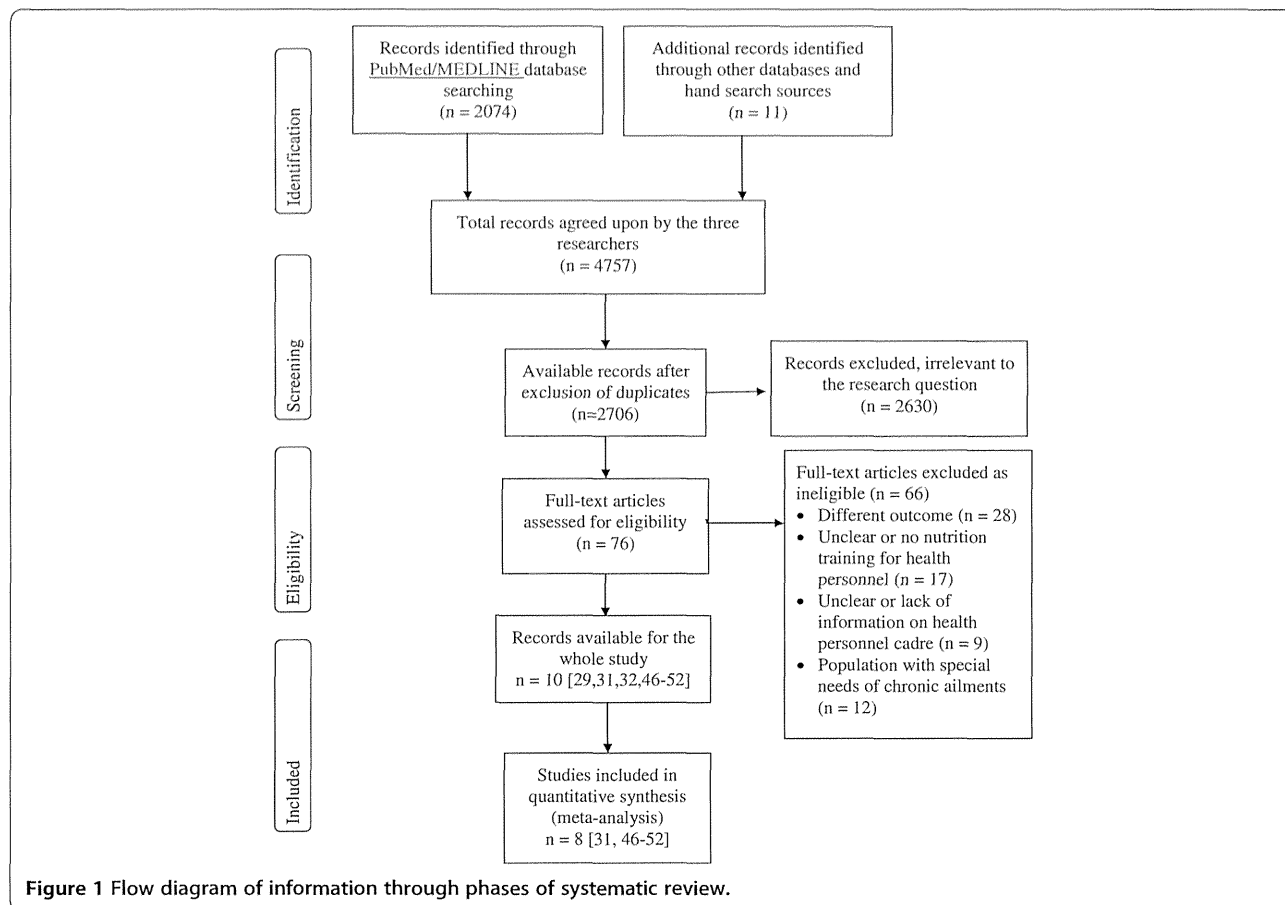
Search strategy

We conducted our literature search using medical databases including PubMed/MEDLINE, CINAHL, EMBASE, and ISI Web of Knowledge, as well as within WHO regional databases. We limited the search to a 15-year publication window (November 1st 1997 to October 30th 2012). For the PubMed databases we used the search details shown in Additional file 1. Using the Boolean combination shown in this file, we retrieved a total of 2074 articles. We used similar text words for other databases according to the database's set-up. We also conducted hand searching using the reference lists of identified articles of interest. Figure 1 shows the flow chart of the studies thus identified and the screening process for inclusion. This figure is a modified version of the PRISMA checklist [42].

We retrieved a total of 4757 articles. Of these, 2074 articles were from PubMed and 2683 from other medical databases or retrieved through hand searches of the reference lists of initially selected articles. We compared the search results of the three independent researchers and reached agreement on the final figures. On initial screening, a total of 2051 duplicate articles were excluded because they appeared in both PubMed and other databases. Furthermore, we excluded a total of 2620 articles on initial screening which did not fit the focus of our study. We then conducted a full screening on the remaining 76 articles, out of which 66 articles were further excluded for various reasons: 17 lacked information on nutrition training of health workers, 28 had no clearly defined outcome variable matching our criteria, 9 had health personnel that did not fit our criteria of health personnel, and 12 had a population with a chronic condition or special needs (Figure 1).

Grading of evidence and risk of bias

We evaluated the quality of the selected studies using the Grades of Recommendation, Assessment, Development, and Evaluation (GRADE) technique [43,44]. GRADE quality assessment is used to evaluate studies individually, and provides an overall assessment of the pooled evidence. The quality of evidence can be



categorized as “high”, “moderate”, “low”, or “very low” based on the study design, strengths and limitations, population size, and effect size of the pooled results. Using this method, we also examined the risk of bias inherent in the individual studies included. This was also done at the outcome level.

In this study, we evaluated the quality of the evidence on energy intake and feeding frequency, arriving ultimately at a “high” quality grade (Table 1). We also conducted a risk of bias (RoB) analysis. Based on the Cochrane Handbook for Systematic Reviews of Interventions [45], five types of bias were evaluated at the study level. These were selection bias, performance bias, detection bias, attrition bias, and reporting bias. There was a serious risk of bias in two of the ten selected studies [46,47]. In Bhandari et al.’s 2001 study [46], no information on allocation concealment was available. Also, authors did not indicate whether the control group received any intervention or care, which might have introduced a performance bias. In a 2005 study by Kilaru et al. [47], meanwhile, we could not find information on allocation concealment, performance bias, or attrition bias. However, this study indicated a low risk of reporting and detection biases (Additional file 2).

Despite the indicated RoB, results of these studies are not different from the rest of included studies. We therefore determined that the said risks of bias are unlikely to have markedly influenced the overall outcome of our review.

Data synthesis and meta-analysis

Outcome variables of interest in this study were energy intake, feeding frequency, and dietary diversity, all measured for the previous 24 hours. For energy intake, three studies presented the mean values and standard deviations [48-50], while two other studies presented their data in the form of median values and interquartile ranges [46,51]. Because of such diversity in the reported results, we conducted a separate meta-analysis of these studies. For consistency, we converted energy intakes in kilocalories (kcal) to kJ per day in three studies [32,50,51]. For feeding frequency, three studies presented their data as the mean feeding frequency per day [48,50,52], while two studies presented their data as percentage of participants with daily feeding frequencies greater than three [31,47]. We also conducted a separate meta-analysis due to such diversity in the reported results.

Table 1 Quality assessment of studies included in the systematic review

No. of studies	Quality assessment						Summary of findings Effect sizes (95% CI)	GRADE quality [43,44]
	Design	Limitations	Inconsistency	Indirectness	Imprecision	Other consideration		
Energy intake per day								
5	RCT and cluster RCT	No serious limitation	Three studies presented data in Mean (SD) and two in Median (IQR)	No serious indirectness	No serious imprecision	Strong association, no serious publication bias	Mean: Pooled SMD: 0.76 (0.63-0.88) Median: Pooled SMD: 1.06 (0.87-1.24)	High
Feeding frequency per day								
5	RCT and Cluster RCT	No serious limitation	Three studies had Means (SD) and two had % of feeding frequency >3/day	No serious indirectness	No serious imprecision	Studies showed strong association. The pooled effective size for RR was not statistically significant.	Mean: Pooled SMD: 0.48 (0.38-0.58) Frequency: Pooled RR: 0.99 (0.87-1.13)	High

Several studies were excluded from meta-analyses due to missing or incompatible data. We did not include a study by Penny et al. [32] in meta-analyses because it lacked data on standard deviations for mean energy intake. Also, this study presented results of energy intake from animal sources only; other studies provided data on total energy intake from all complimentary foods consumed in a day. We could not conduct meta-analyses for the seven studies reporting results for the dietary diversity outcome [29,32,47-49,51,52] due to differences in the categorization used in each study and the diversity of foods available in the respective study areas.

We used the *metan* command for STATA version 12 (StataCorp, College Station, Texas, USA) to calculate the effect size in the form of standardized mean differences (SMDs) and risk ratios; to calculate their 95% CIs; to assess the statistical heterogeneity among trials; and to construct the forest plots. For the dietary diversity outcome, we compared the frequencies and percentages of foods consumed between the intervention and control group in each RCT. Though the types of foods varied across studies, they were comparable within each trial. Chi-square tests were used to compare food type consumed in intervention and control groups in the three studies.

For each study selected for analysis, we chose the comparable results reported within similar age groups for intervention and control groups to reduce the effect of heterogeneity. Some of the studies that fit our inclusion criteria also presented results of age groups beyond the set criteria. Also, some studies presented results within our age groups of interest, but followed them up for the duration of the intervention and hence presented multiple results for the same subjects. However, we selected comparable results only for children aged between 6 and 18 months. We calculated SMDs

for control and intervention group within similar age groups and pooled them to calculate effect sizes for energy intake and feeding frequency. For the data presented on follow-up results, we took the results at the end of the intervention.

Results

Study selection

Out of 4757 identified studies, 10 studies [29,31,32,46-52] were included in the final analysis. Among these studies, 5 studies [46,48-51] had enough data for meta-analysis of energy intake and 5 studies [31,47,48,50,52] for meta-analysis of feeding frequency. None of the RCTs had suitable data for meta-analysis on dietary diversity; we therefore included 7 studies with descriptive dietary diversity data [29,32,47-49,51,52] for descriptive-only analysis of dietary diversity (Table 2).

Energy intake per day for children aged six months to two years

The pooled evidence from the three trials reporting on mean energy intake (Table 3) showed that, nutrition training of health workers improved daily energy intake of children aged six months to two years. The pooled SMD between the intervention and control groups was 0.76 with a 95%CI of 0.63 to 0.88 in a random model. The test for overall effect gave $z = 12.17$, $P < 0.001$. For the two studies with median energy intake presented with interquartile ranges (Table 3), the pooled SMD was 1.06, with a 95% CI of 0.87 to 1.24. The test for overall effect gave $z = 11.22$, $P < 0.001$.

Feeding frequency for children aged six months to two years

The pooled evidence from the three trials reporting on mean feeding frequency (Table 4) showed that nutrition training of health workers improved feeding frequency of

Table 2 Description of studies included

Author	Country	Design	Population	Intervention	Comparator	Results- outcome of interest		
						Feeding frequency	Energy intake	Dietary diversity
Bhandari N 2001	India	RCT	Nutritionists, Caregivers and their children. (Intervention-n = 104, Control 106)	Intervention group received nutrition training from the trained nutritionists. Description of training duration for nutritionists was not provided.	Comparison group's health workers were not trained to provide n = 106	No details	At 9 months • I: 978kj/day; IQR 406–1371 • C: 577kj/day; IQR 196–1250 • P < 0.05 At 12 months • I: 1417kj/day; IQR 723–2253 • C: 924kj/day; IQR 474–1471 • P < 0.05	No details
Santos I 2001	Brazil	Cluster RCT	Doctors (Intervention-17, Control-16) and pairs of caregivers and their children (Intervention-218, Control-206)	Nutrition counseling component of WHO's Integrated Management of Childhood Illness (IMCI) given for 20 hours to doctors in the intervention group. The trained doctors provided counseling to caregivers.	16 doctors did not receive nutrition counseling training. They offered general care to caregivers and their children	No details	At <18 months • Intervention: 3827.5 kJ/day; SD 1230.9 • Control: 3546.8 kJ/day; SD 1058.1 • P = 0.3	Compared to Control, Intervention group had higher proportion of dietary diversity (also see Table 5)
Bhandari N 2004	India	Cluster RCT	Health and nutrition workers; pairs of caregivers and their children	Health and nutrition workers in the 4 intervention communities received nutrition training. They cared for 552 child-mother pairs.	Health and nutrition workers in 4 communities without nutrition training. They cared for 473 child-mother pairs.	At 9 months: • I: 4.4; SD 1.5 • C: 3.9; SD 1.7 At 18 months • I: 5.9; SD 1.2 C: 5.4; SD 1.3	At 9 months: • I: 1556 kJ/Day; SD 1109 • C: 1025 kJ/Day; SD 866 • P < 0.01 At 18 months • I: 3807 kJ/Day; SD 1527 • C: 2577 kJ/Day; SD 1058	Compared to Control, Intervention group had high proportion of dietary diversity (see Table 5)

Table 2 Description of studies included (Continued)

Penny ME 2005	Peru	Cluster RCT	Health care workers and pairs of caregivers and their children	Health care workers in 6 health facilities received nutrition-training intervention; 187 babies were enrolled and their caregivers were counseled by these health workers.	Health care workers in 6 health facilities without the nutrition training intervention. They gave care to 190 babies enrolled in these facilities.	No details	At 9 months: <ul style="list-style-type: none"> • I: 450 kcal/day • C: 400 kcal/day At 18 months <ul style="list-style-type: none"> • I: 960 kcal/day • C: 800 kcal/day • P = 0.001 	Dietary diversity at 18 months was higher in intervention group than the control group (Table 5)
Zaman S 2008	Pakistan	Cluster RCT	Community Health Workers and pairs of caregivers and their children	Health workers in 18 health centers received a 5 half days nutrition training using the WHO's IMCI training module for nutrition. They recruited and gave counseling and consultation to 151 child-mother pairs	Health workers in other 18 health centers without nutrition training intervention recruited and cared for 169 pairs of mothers and children	No details	• P < 0.01 No details	Intervention group had a higher proportion on all the food items consumption compared to the control group (Table 5)
Shi L 2010	China	Cluster RCT	Primary healthcare providers; pairs of mothers and infants	Health care providers received nutrition training on complementary feeding, breastfeeding, and counseling skills. They counseled and provided care for 294 pairs of caregivers and their children.	Health workers from township hospitals did not receive nutrition training. Recruited and cared for 305 pairs of caregivers and their children.	At 9 months <ul style="list-style-type: none"> • I: 3.77; SD 1.62 • C: 2.53; SD 1.82 • P < 0.001 At 12 months <ul style="list-style-type: none"> • I: 4.17 • I: 2.90; SD 1.85 • P < 0.001 	No details	Intervention group had a higher proportion on all the food items consumed compared to the control group (Table 5)
Vazir S 2012	India	Cluster RCT	Community health workers (Village health workers) n = 60 and 511 pairs of mothers and their children	Village health workers received supervised training on how to counsel mothers/caregivers on complementary feeding, and responsive feeding. Caregivers who received such counseling also received standard care.	Village health workers did not receive training. They provided only standard of care to caregivers and their children.	No details	At 9 months <ul style="list-style-type: none"> • I: 348 kcal/day; IQR 229,540 • C: 209 kcal/day; IQR 122,338 • P < 0.005 At 15 months <ul style="list-style-type: none"> • I: 569 kcal/day; IQR 539,618 • C: 460; IQR 429,489 • P < 0.005 	Intervention groups (complementary and responsive feeding groups) had a higher proportion on all the food items consumption compared to the control group (Table 5)

Table 2 Description of studies included (Continued)

Roy SK 2005	Bangladesh	RCT	Nutritionists, medical officer, and health assistants	Two-week nutrition training was conducted for health workers. The training included nutrition education, counseling, and anthropometry. Trained health workers provided counseling to mothers of moderately malnourished children on complementary feeding.	Mothers of a control group received normal care from health workers who received no nutrition training	Feeding frequency >3 times/day At 3 months I: 98%, C: 54% At 6 months I: 97%, C: 58%	No details	No details
Pachon H 2002	Vietnam	Cluster RCT	Community health workers and 240 pairs of caregivers and their children	Training implementers (health workers) who are also health volunteers received nutrition training to implement intensive nutrition rehabilitation sessions for ten months. Counseling for caregivers was done twice a week for nine months.	Health workers were not trained to implement intensive nutrition rehabilitation sessions.	At 2–6 months • I: 4.6; SD 1.3 • C: 4.2; SD 1.1 • P < 0.01 At 12 months • I: 4.9; SD 1.5 • C: 4.4; SD 1.5 P < 0.01	At 2–6 months • I: 662.7 kcal/ day; SD 301.0 • C: 597.4 kcal/ day; SD 275.7 • P < 0.1 At 12 months • I: 826.9 kcal/ day SD 324.4 • C: 718.4 kcal/ day SD 330.0) • P < 0.01	No details
Kilaru A 2005	India	Cluster RCT	Auxiliary nurse midwives, community health workers	Auxiliary nurse midwives, community health workers received nutrition training from MCH consultant (pediatrician and nutritionists). They provided counseling to 173 caregivers and their children	Normal standard of care provided by auxiliary nurse midwives who did not receive any special nutrition training	At 7-11 months Feeding frequency >4 times/day • I: 78% • C: 51% • P < 0.001	No details	At 11 months Feeding at least 5 types/day • I: 42% • C: 19% P = 0.01

Footnotes.

I - Intervention group, C - Control group, P - P value, SD - Standard deviation, IQR - Inter quartile range, CI - Confidence Interval.