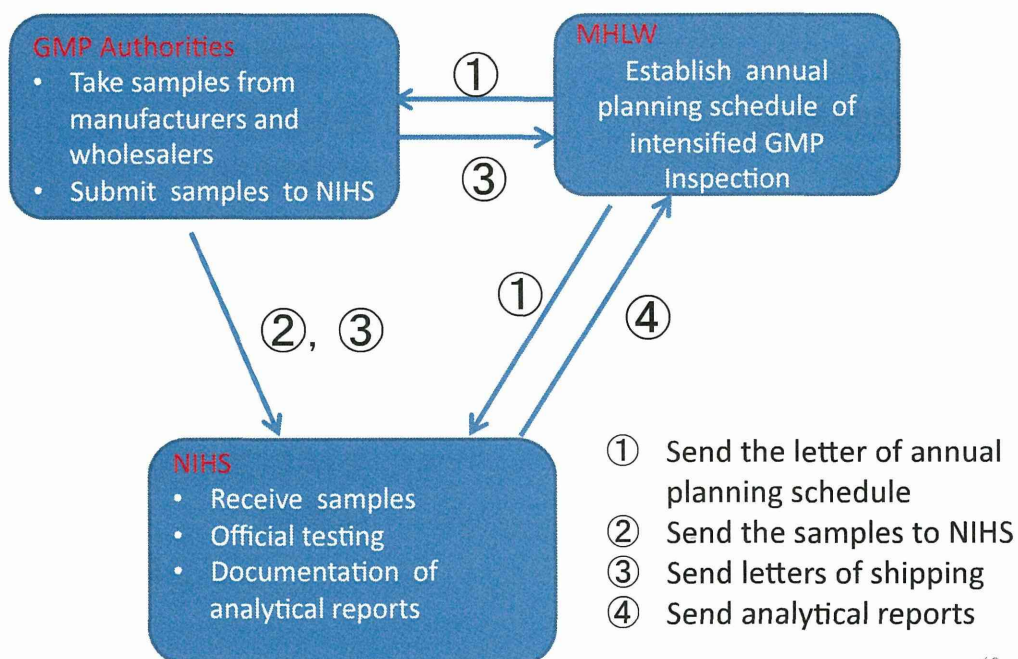


Flow of Official Testing (Intensified GMP Inspection)



19

国立医薬品食品衛生研究所 今後の予定

2013.06.13(木)	第1回 PIC/Sオンサイト打合せ(PMDA)
2013.06.19(水)	所内第1回PIC/Sオンサイト打合せ(薬品部)
2013.06.27(木)	所内PIC/Sオンサイト説明会(第1会議室)/H25教育・研修
7月末	PMDAへ説明資料を送付
7~8月	<ul style="list-style-type: none"> ● 自己点検実施 ● マネジメントレビュー実施 ● 組織、手順書等の修正、記録 ● 下位の手順書準備(各部) ● 記録類の整備(各部) ● 文書管理の確認(総務?) ● 説明資料のファイナライズ
9月	<ul style="list-style-type: none"> ● 最終打合せ ● PIC/Sオンサイト模擬査察
2013.09.11(水)	PIC/Sオンサイト査察

20



Japan's perspective on Partial-validation in Small Molecule Regulated Bioanalysis – Method Transfer and Life Cycle Management –

8th Workshop on Recent Issues in Bioanalysis ,
March 10-14, 2014 , Universal City

Noriko Katori, PhD
National Institute of Health Sciences, Japan

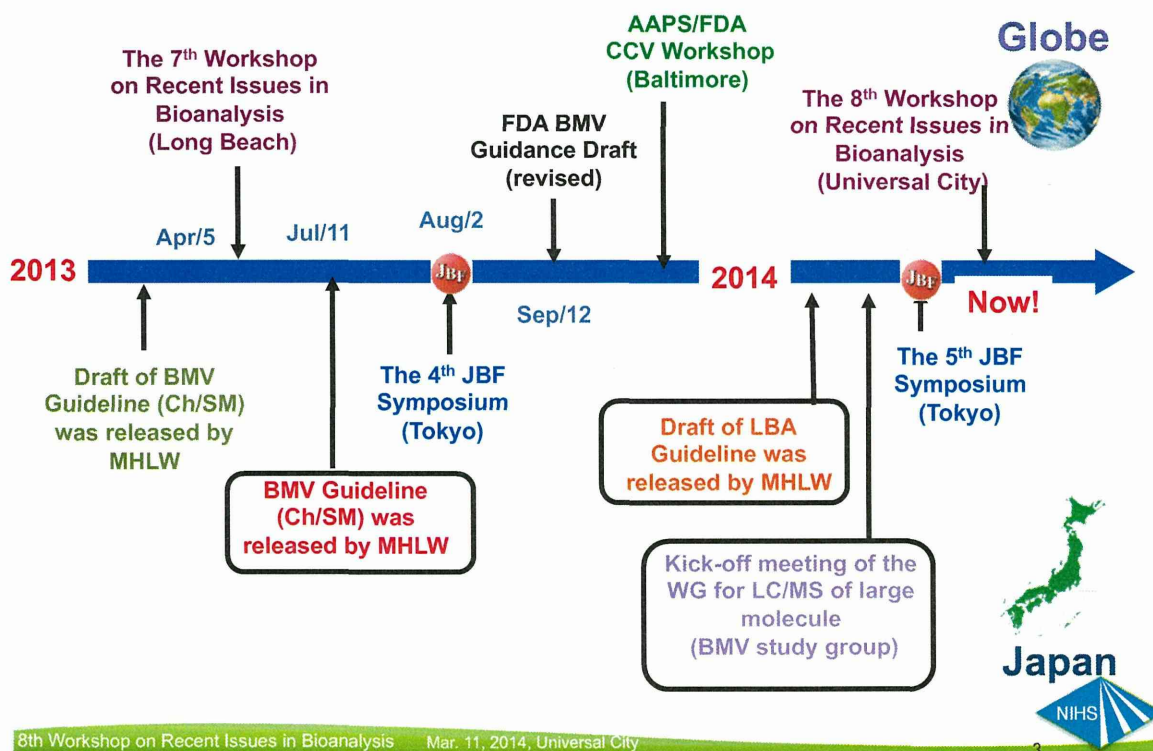
テキスト

Contents

1. Partial Validation in Japanese Guideline (chromatography, small molecule)
2. Discussion in JBF Discussion Group
3. Lifecycle concept for analytical method



The Schedule for BMV in Japan and Globe



8th Workshop on Recent Issues in Bioanalysis Mar. 11, 2014, Universal City

3

Japanese Guideline on BMV

4.2. Partial validation

Partial validation may be performed when minor changes are made to an analytical method that has already been fully validated. The items in a partial validation are determined according to the extent and nature of the changes made to the method.

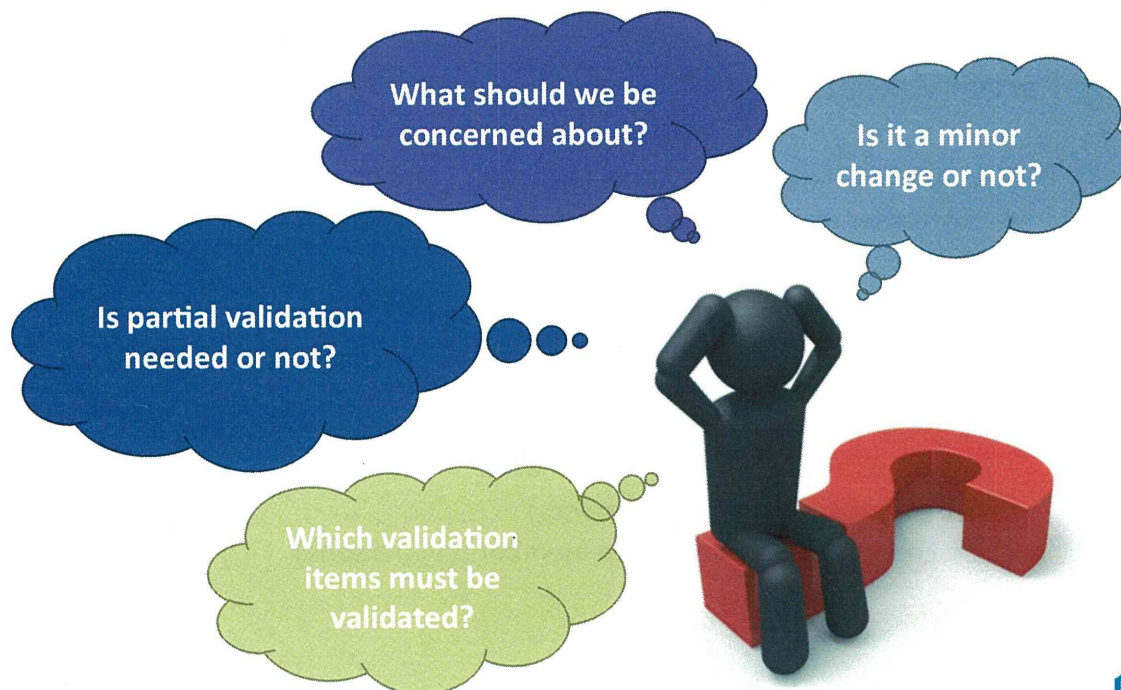
Typical bioanalytical method changes subjected to a partial validation are as follows: analytical method transfers between **laboratories**, changes in analytical **instruments**, changes in **calibration range**, changes in **sample volume** used for analysis, changes in **anticoagulant**, changes in **sample-processing procedures** or **analytical conditions**, changes in **sample storage conditions**, confirmation of impact by **concomitant drugs**, and **use of rare matrices**.

Acceptance criteria used in partial validation should be the same as those employed in the full validation in principle.

8th Workshop on Recent Issues in Bioanalysis Mar. 11, 2014, Universal City

4

What should we do?



Contents

1. Partial Validation in Japanese Guideline (chromatography, small molecule)
2. Discussion in JBF Discussion Group
3. Lifecycle concept for analytical method

JBF Discussion Group

* Partial Validation

1st Discussion: Change in Systems (Jan 2013 - Aug 2013)

- ✓ Instruments, LC pumps, autosamplers and MS/MS
- ✓ Survey: JBF partners (42 answers)
- ✓ Discussion: Discussion group members (11 persons)

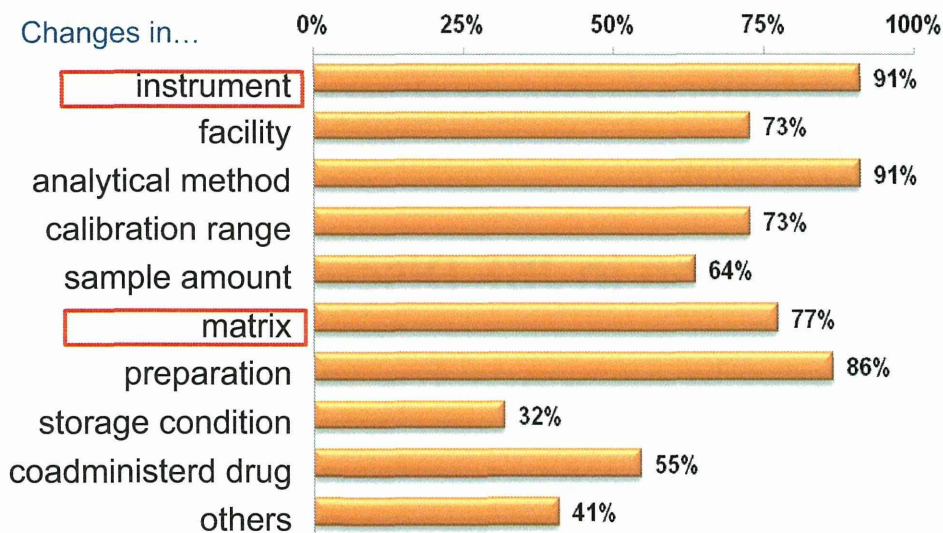
2nd Discussion: Change in Matrix (Oct 2013 - Mar 2013)

- ✓ Species, patients, coadministered drug, anticoagulant, additive agent, strain, breeder and rare matrix
- ✓ Survey: JBF partners (34 answers)
- ✓ Discussion: Discussion group members (13 persons)



Q3

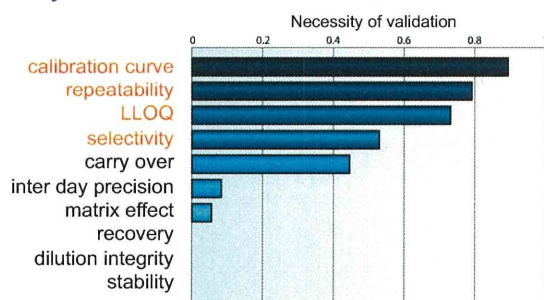
What are the items considering for making Partial Validation in SOP of your company ?



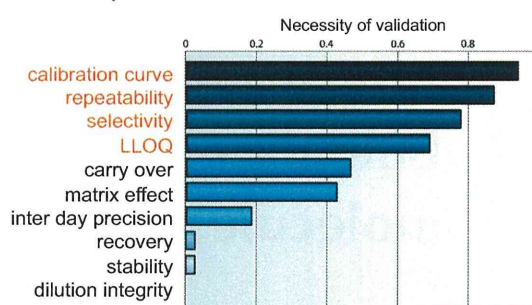
JBF Discussion Group 1

* Change in Systems (Surveyed data, Jan 2013 - Aug 2013)

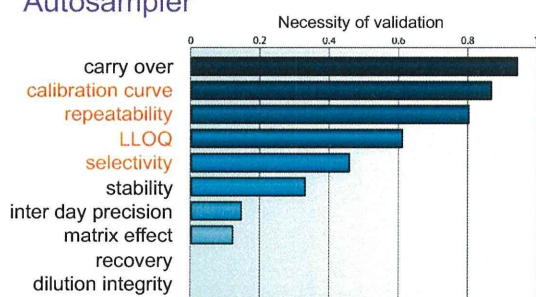
System (same instrument)



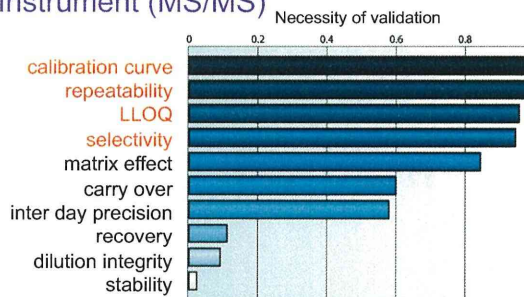
Pump



Autosampler



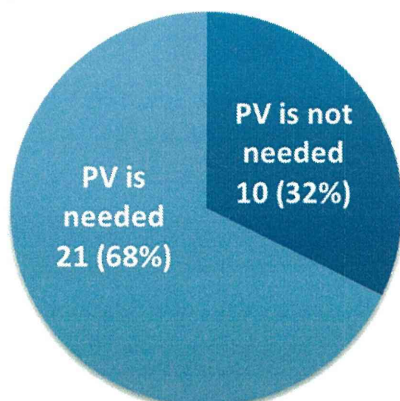
Instrument (MS/MS)



Q. Is partial validation for matrix change needed or not?

Non-clinical

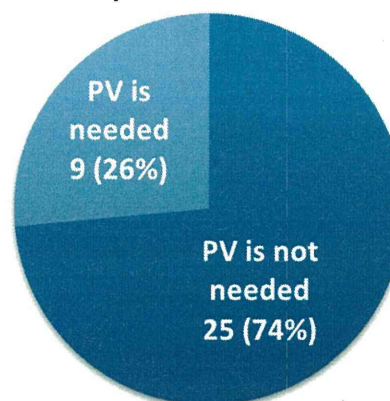
To disease-model animals within species



Answered: 31 companies

Clinical

To patients with hepatic disease and kidney disease



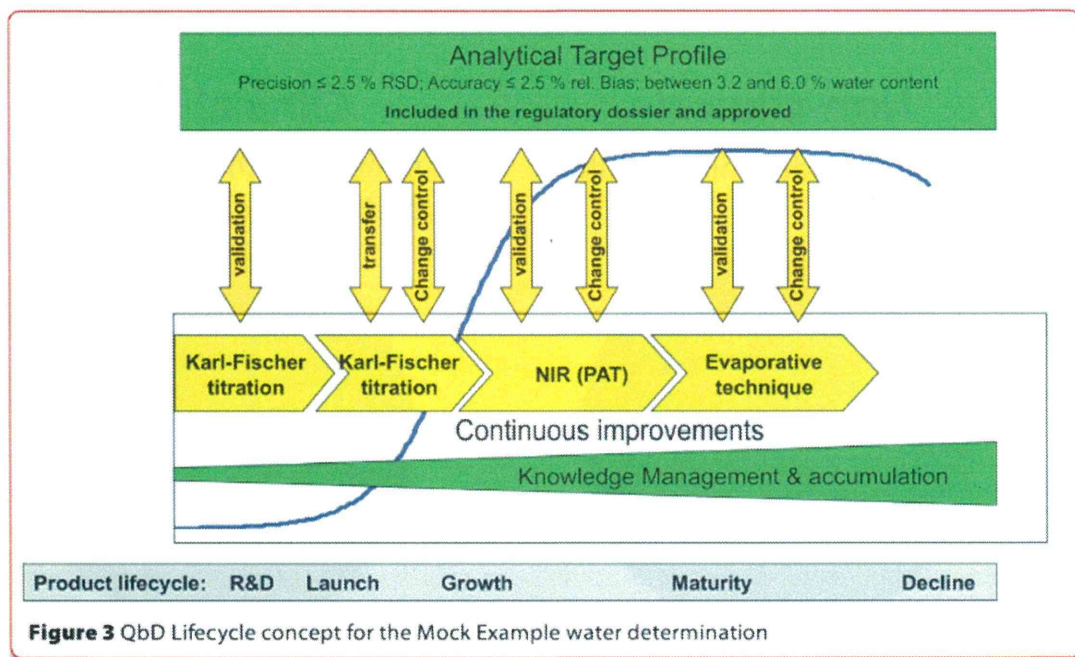
Answered: 34 companies

Why is there a discrepancy between these results?

Contents

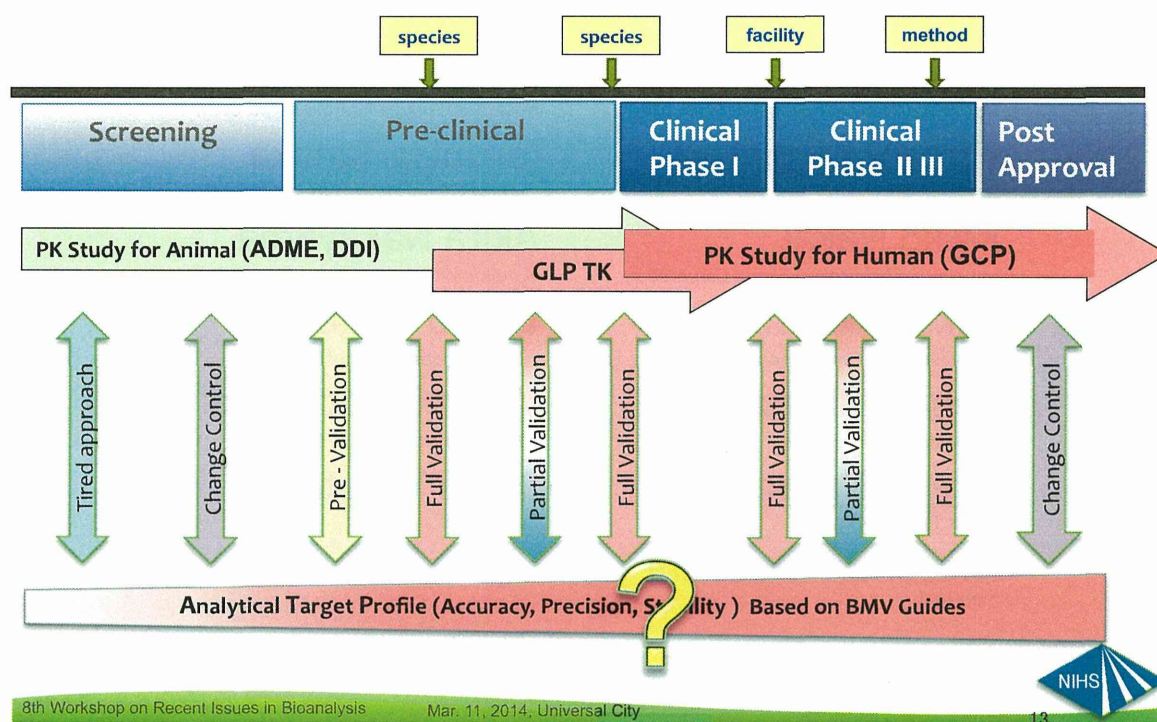
1. Partial Validation in Japanese Guideline (chromatography, small molecule)
2. Discussion in JBF Discussion Group
3. Lifecycle concept for analytical method

Lifecycle concept for analytical method (CMC)



A Lifecycle Concept for Pharmaceutical analysis
European Pharm. Review, 16 (3), 32, 2011

Lifecycle concept for Regulatory Bioanalysis



Difference between CMC and BA in analytical method validation

Item	CMC	BA
Matrix	Simple & predictable	Complex & unpredictable
Pre-study	Validation is completed.	Validation is not perfect. <ul style="list-style-type: none"> difficult to use real matrix calibration range miss match.
Study	Accuracy and precision are predictable based on pre-study data.	Qualification is needed study by study, run by run. (QC samples, ISR) <ul style="list-style-type: none"> inter-individual variation (interference peak, matrix effect) metabolites (conversion) out of range (calibration)
Change control	Facility Change <ul style="list-style-type: none"> Method transfer Method Change <ul style="list-style-type: none"> Analytical Target Profile 	Validation is needed. <ul style="list-style-type: none"> Full validation Partial validation Cross validation

Acknowledgement

JBF DG2013-04 Members

Katsunori Ieki

Shin Nippon Biomedical Laboratories, Ltd.

Hiroshi Kamimori

Shionogi & Co., Ltd.

Keiko Nakai

Mitsubishi Chemical Medience Corporation

Sakiko Nagaoka

Toray Research Center, Inc.

Yumi Nishiguchi

JCL Bioassay Corporation

Akemi Nagao

Japan Tobacco Inc.

Masanari Mabuchi

Mitsubishi Tanabe Pharma Corporation (Observer, GBC HT A3 member)

Kyoko Kato

Mitsubishi Tanabe Pharma Corporation

Teruhisa Tanaka

Sumika Chemical Analysis Service, Ltd.

Akira Nakayama

Ajinomoto Pharmaceuticals Co., Ltd.

Eitaro Nanba

Chugai Pharmaceutical Co., Ltd.

Ayumi Mochizuki

Otsuka Pharmaceutical Co., Ltd.

Kenji Yahata

Sanofi K.K

4th JBF Symposium



Conference report: A. Nakayama, *Bioanalysis*, submitted

Website <http://bioanalysisforum.jp/en>

Thank you for your attention!



WRIB2014

Backups

