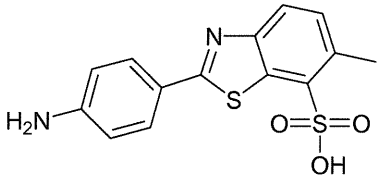
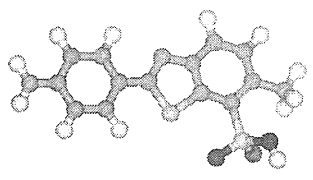
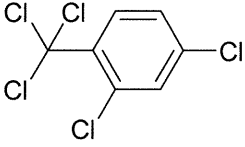
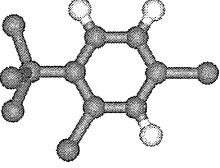
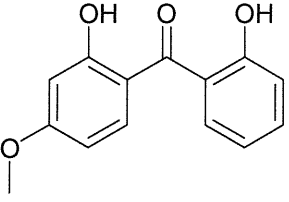
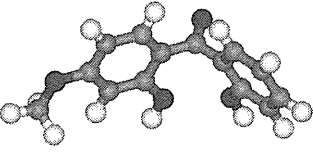
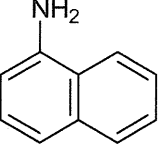
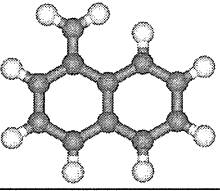
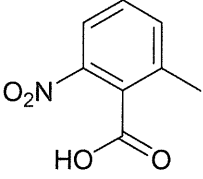
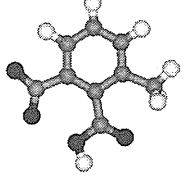
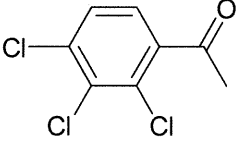
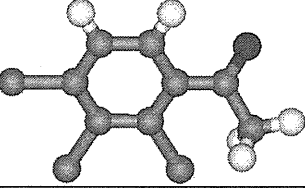
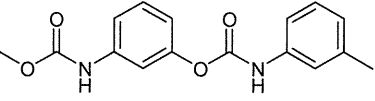
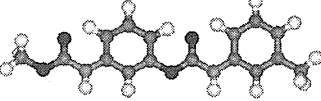
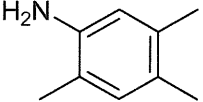

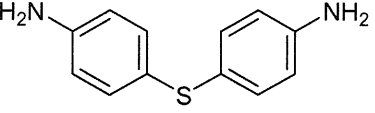
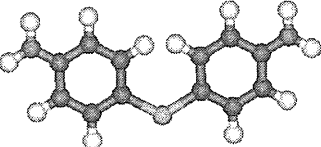
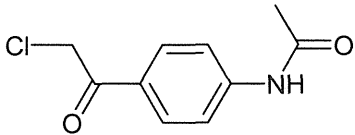
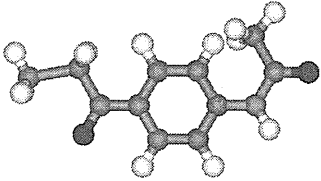
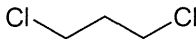
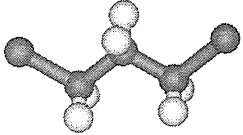
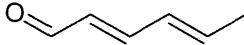
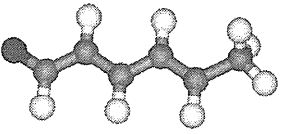
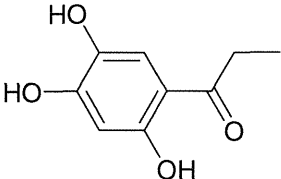
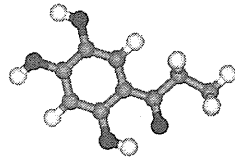
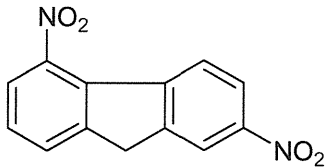
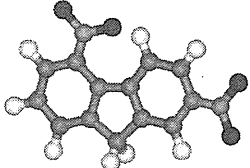
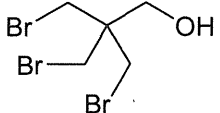
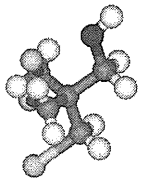
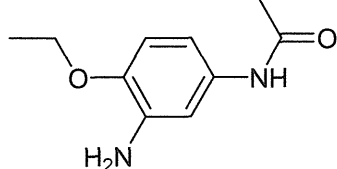
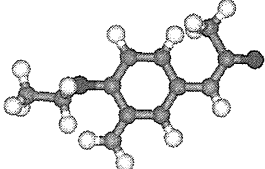
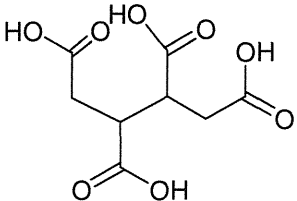
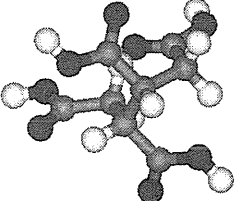
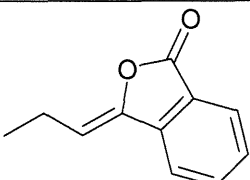
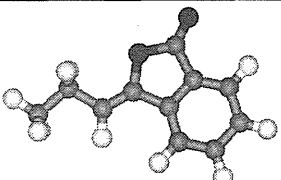
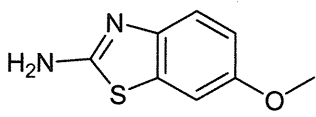
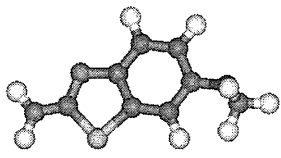
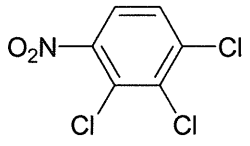
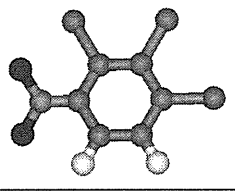
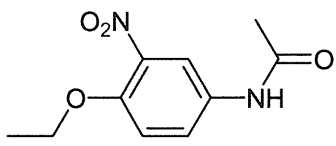
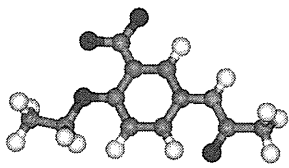
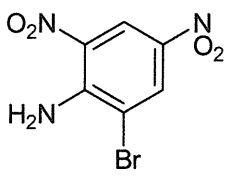
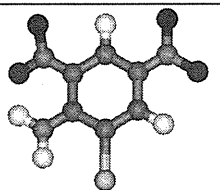
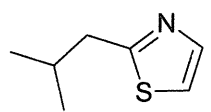
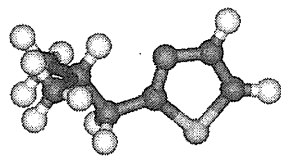
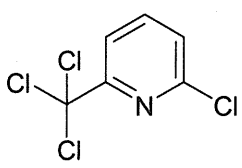
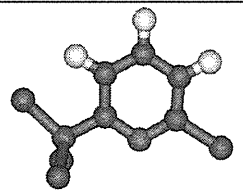
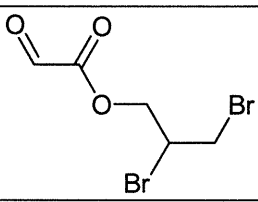
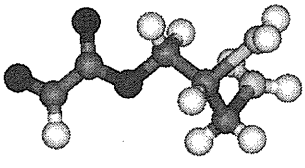
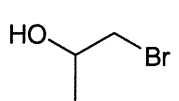
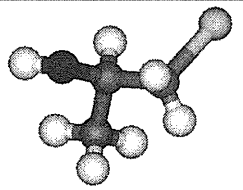
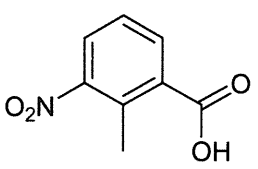
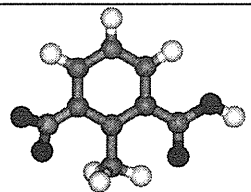
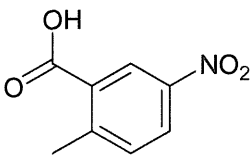
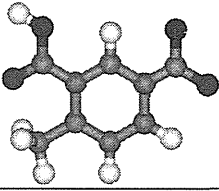
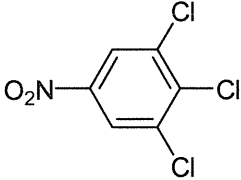
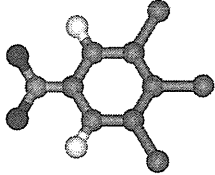
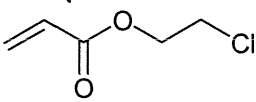
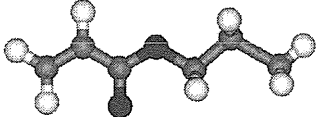
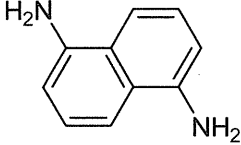
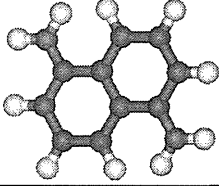
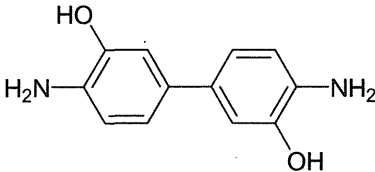
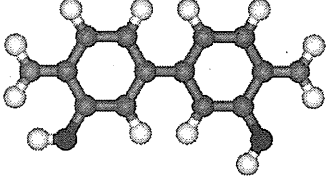
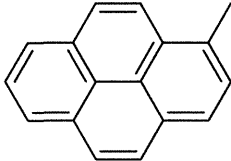
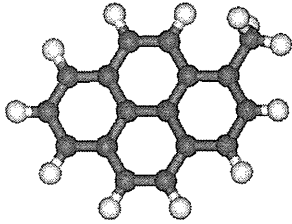
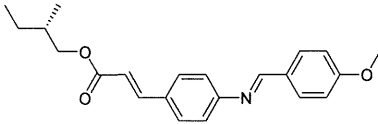
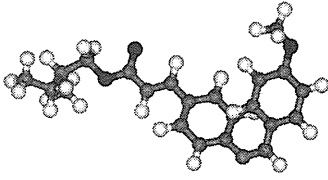
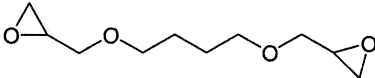

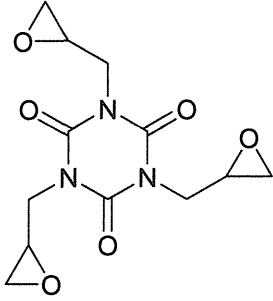
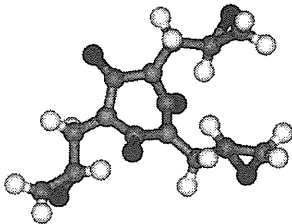
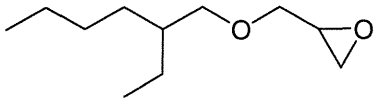
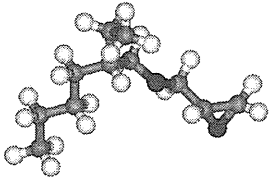
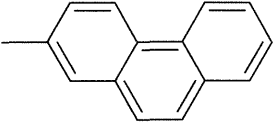
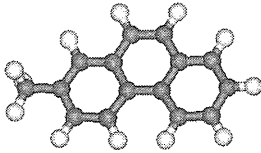
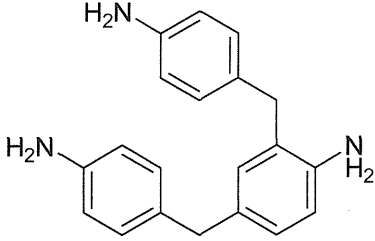
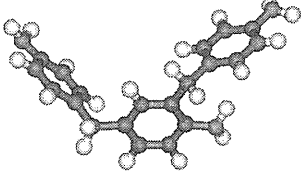
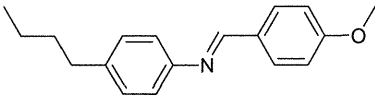
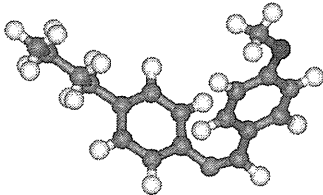
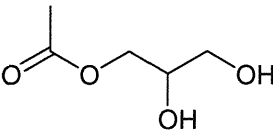
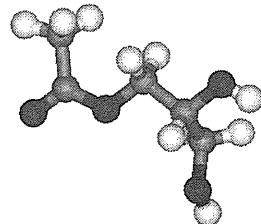
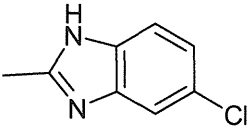
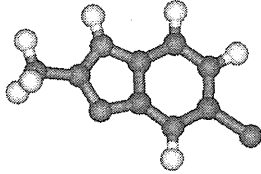
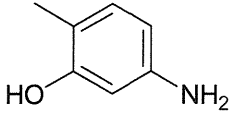
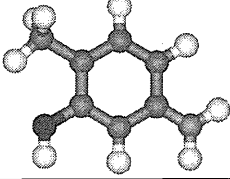
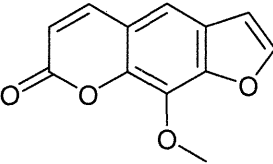
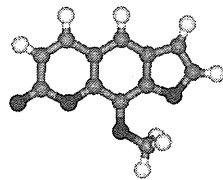


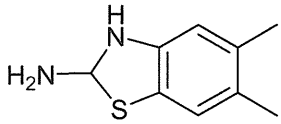
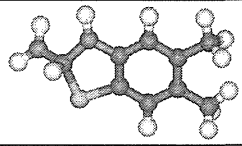
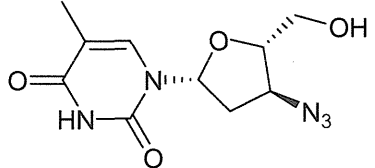
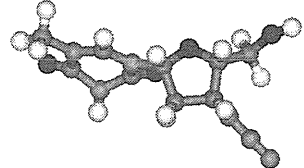
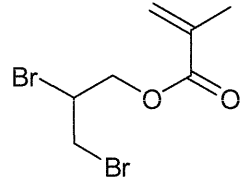
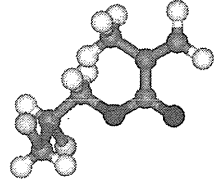
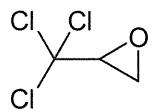
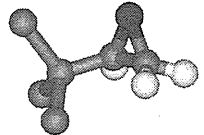
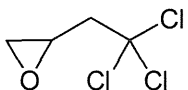
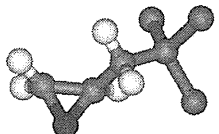
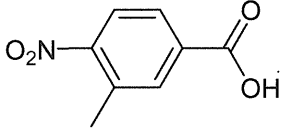
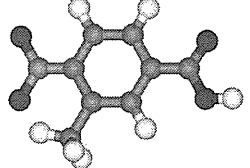
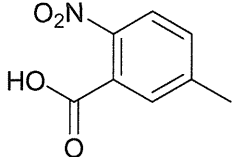
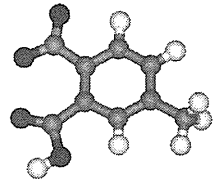
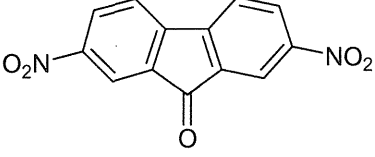
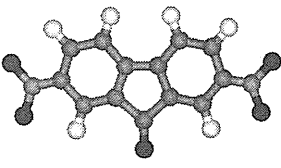
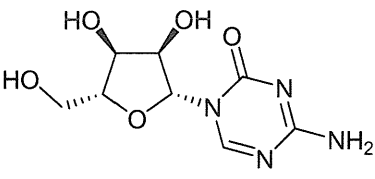
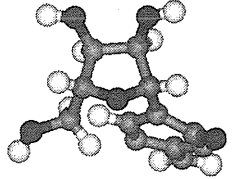
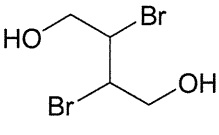
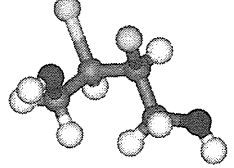
249	130-17-6		
250	13014-18-1		
251	131-53-3		
252	134-32-7		
253	13506-76-8		
254	13608-87-2		
255	13684-63-4		
256	137-17-7		
257	139-65-1		

258	140-49-8		
259	142-28-9		
260	142-83-6		
261	1421-63-2		
262	15110-74-4		
263	1522-92-5		
264	17026-81-2		
265	1703-58-8		
266	17369-59-4		

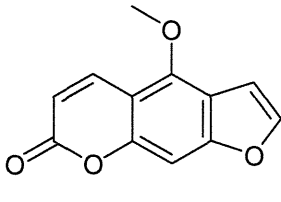
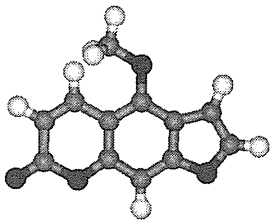
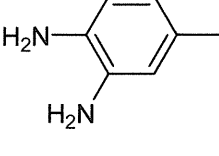
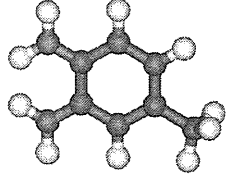
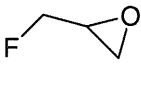
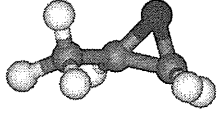

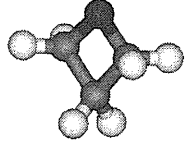
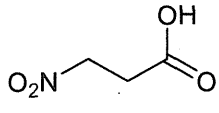
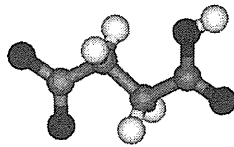
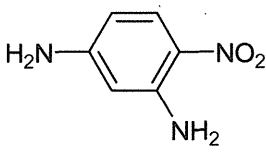
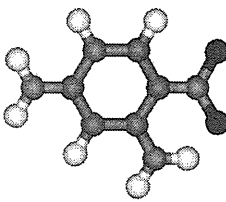
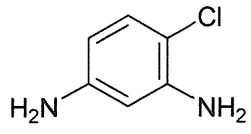
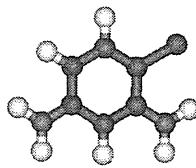
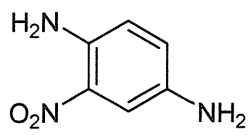
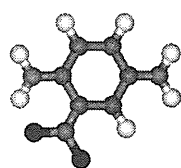
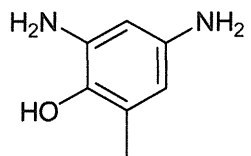
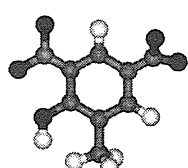
267	1747-60-0		
268	17700-09-3		
269	1777-84-0		
270	1817-73-8		
271	18640-74-9		
272	1929-82-4		
273	19660-16-3		
274	19686-73-8		
275	1975-50-4		

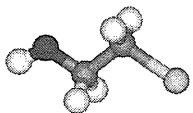
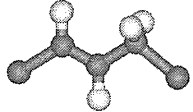
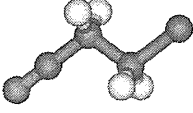
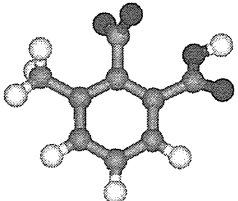
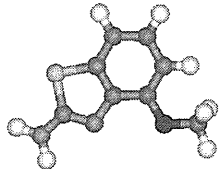
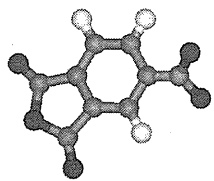
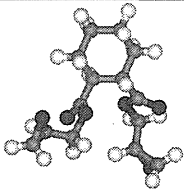
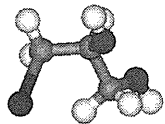
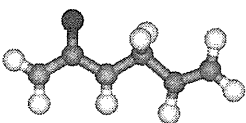
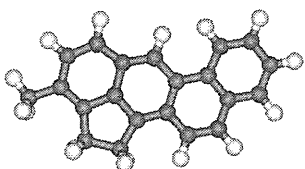
276	1975-52-6		
277	20098-48-0		
278	2206-89-5		
279	2243-62-1		
280	2373-98-0		
281	2381-21-7		
282	24140-30-5		
283	2425-79-8		
284	2451-62-9		

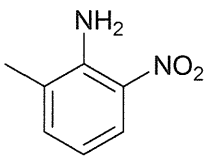
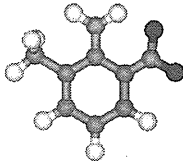
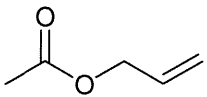
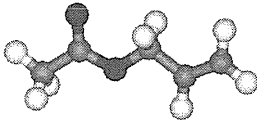
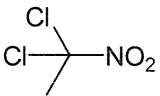
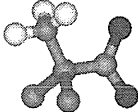
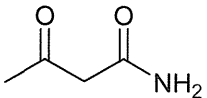
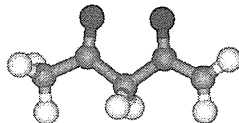
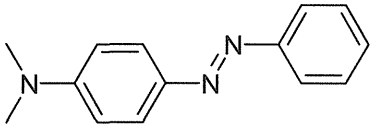
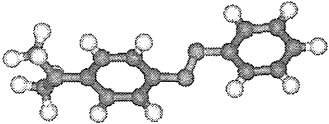
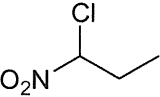
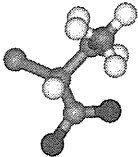
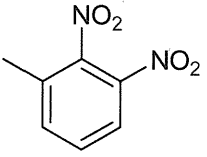
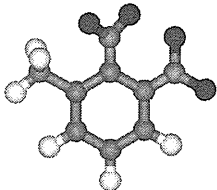
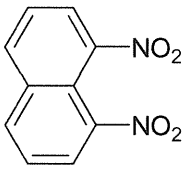
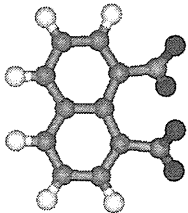
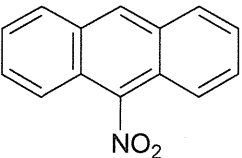
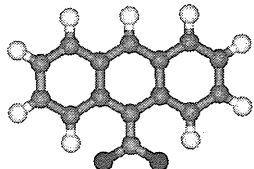
285	2461-15-6		
286	2531-84-2		
287	25834-80-4		
288	26227-73-6		
289	26446-35-5		
290	2818-69-1		
291	2835-95-2		
292	298-81-7		

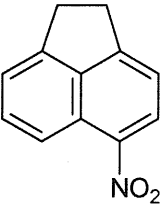
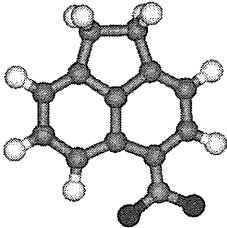
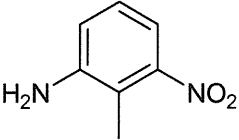
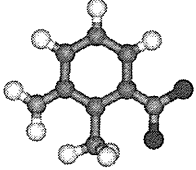
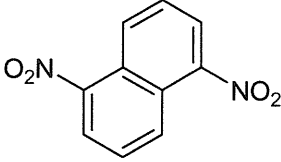
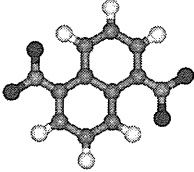
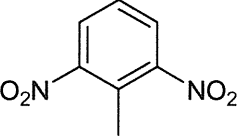
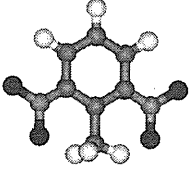
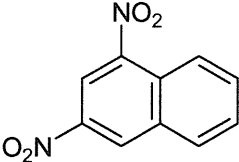
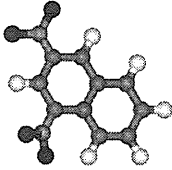
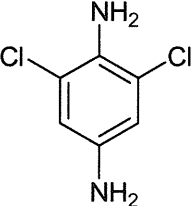
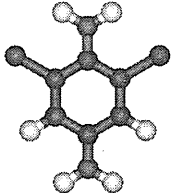
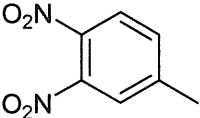
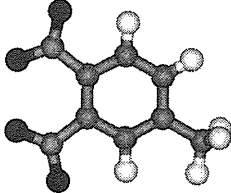
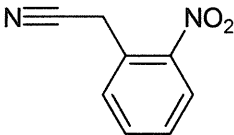
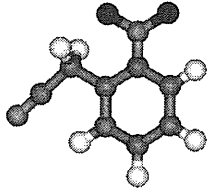
293	29927-08-0		
294	30516-87-1		
295	3066-70-4		
296	3083-23-6		
297	3083-25-8		
298	3113-71-1		
299	3113-72-2		
300	31551-45-8		
301	320-67-2		
302	3234-02-4		

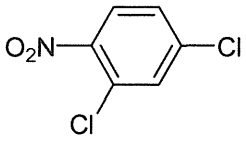
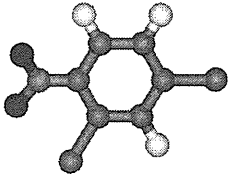
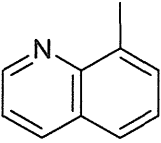
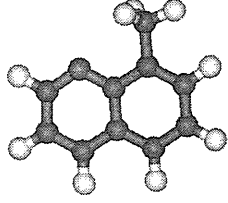
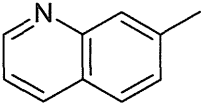
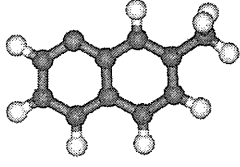
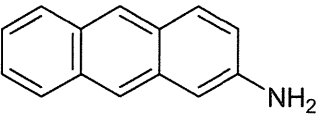
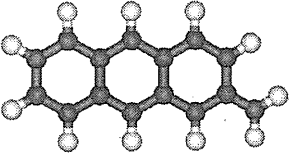
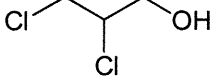
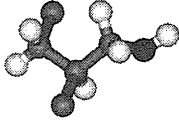
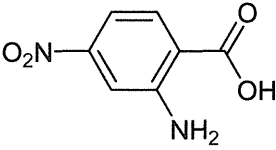
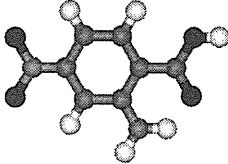
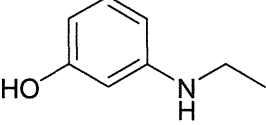
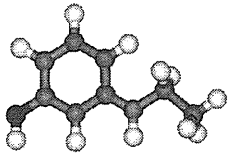
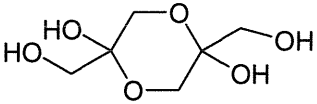
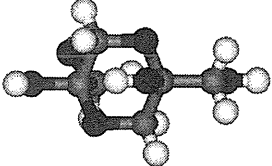
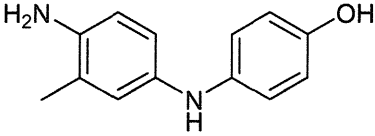
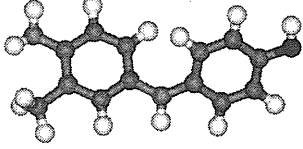
303	3266-23-7		
304	34549-30-9		
305	367-25-9		
306	3682-19-7		
307	393-52-2		
308	4252-78-2		
309	463-04-7		
310	4823-47-6		
311	483-84-1		

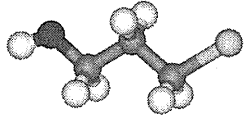
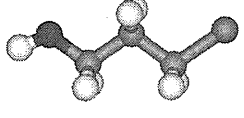
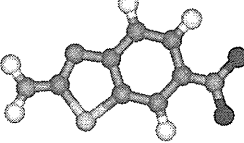
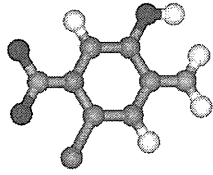
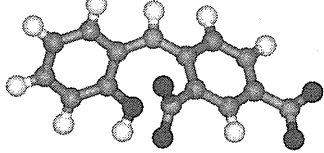
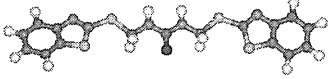
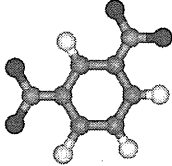
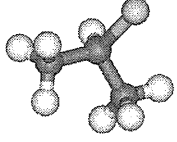
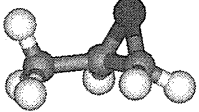
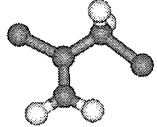
312	484-20-8		
313	496-72-0		
314	503-09-3		
315	503-30-0		
316	504-88-1		
317	5131-58-8		
318	5131-60-2		
319	5307-14-2		
320	534-52-1		

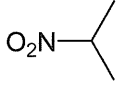
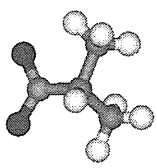
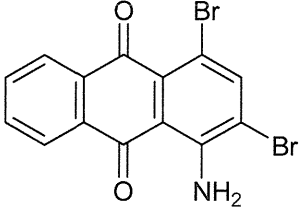
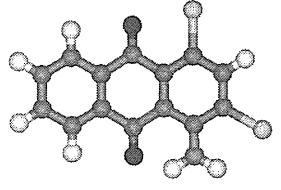
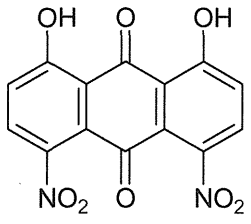
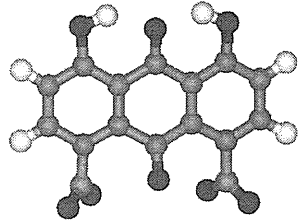
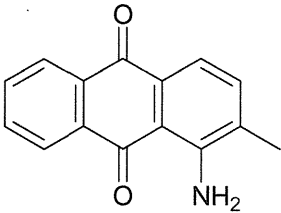
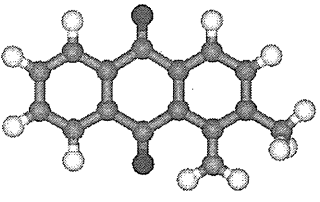
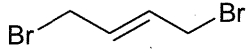
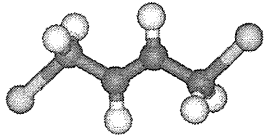
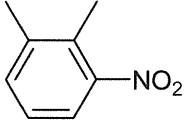
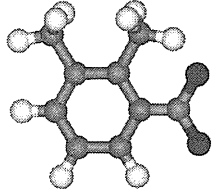
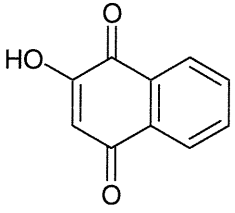
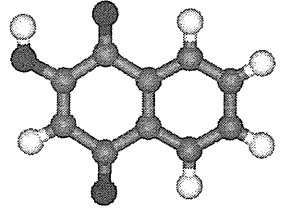
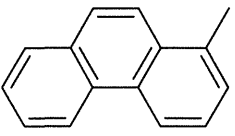
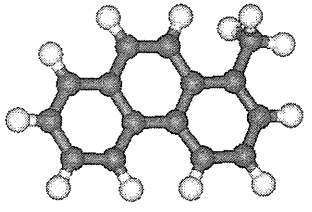
321	540-51-2	<chem>OCCBr</chem>	
322	542-75-6	<chem>ClC=CCl</chem>	
323	542-76-7	<chem>N#CCC(Cl)</chem>	
324	5437-38-7	<chem>Cc1ccc(O)cc1[N+](=O)[O-]</chem>	
325	5464-79-9	<chem>COC1=CC=C2N=C(S1)N</chem>	
326	5466-84-2	<chem>O=C1OC(=O)c2ccc([N+](=O)[O-])cc21</chem>	
327	5493-45-8	<chem>C1CCOC(=O)C2(C1)C(=O)OCC3OC3</chem>	
328	554-10-9	<chem>OCC(O)CI</chem>	
329	557-11-9	<chem>C=CCNC(=O)N</chem>	
330	56-49-5	<chem>C1=CC=C2C3=CC=CC=C3C=C2C1</chem>	

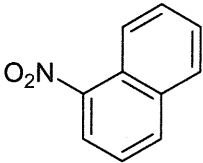
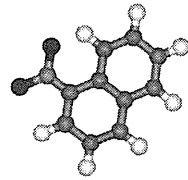
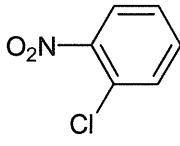
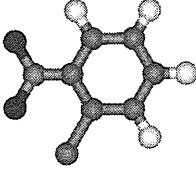
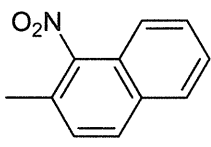
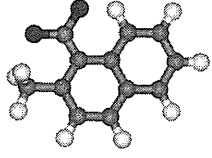
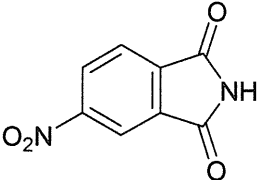
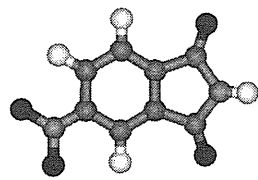
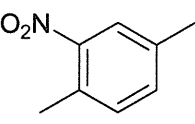
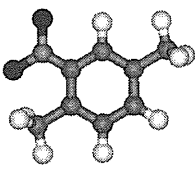
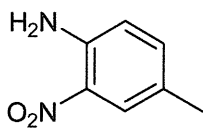
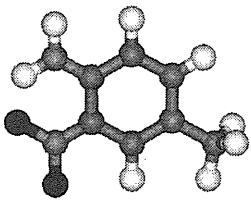
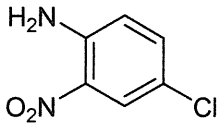
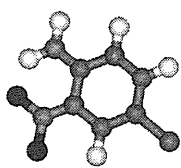
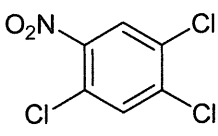
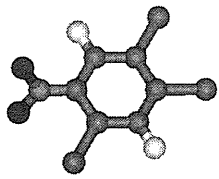
331	570-24-1		
332	591-87-7		
333	594-72-9		
334	5977-14-0		
335	60-11-7		
336	600-25-9		
337	602-01-7		
338	602-38-0		
339	602-60-8		

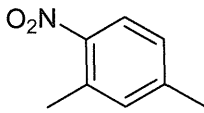
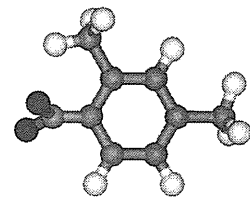
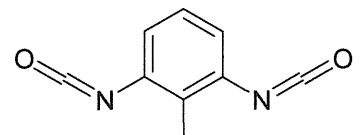
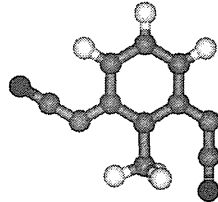
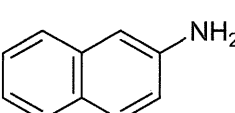
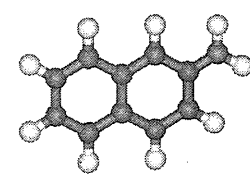
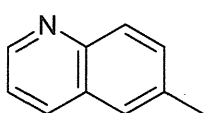
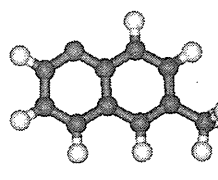
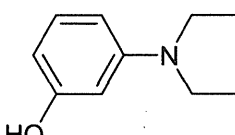
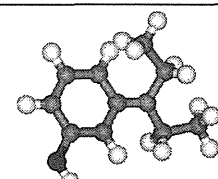
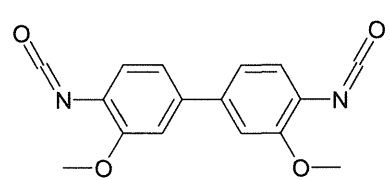
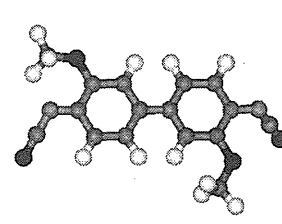
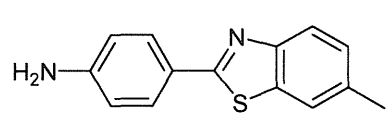
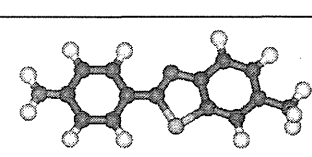
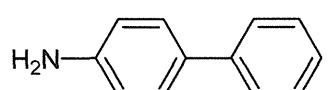
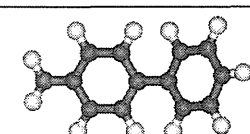
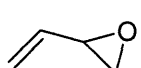
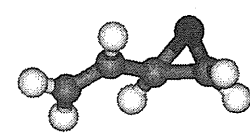
340	602-87-9		
341	603-83-8		
342	605-71-0		
343	606-20-2		
344	606-37-1		
345	609-20-1		
346	610-39-9		
347	610-66-2		

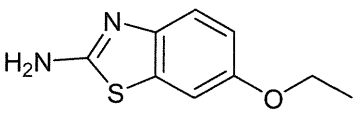
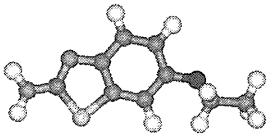
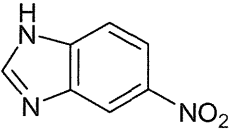
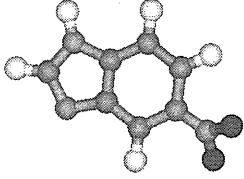
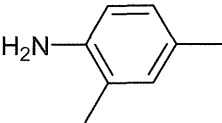
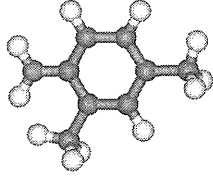
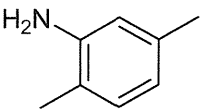
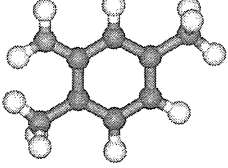
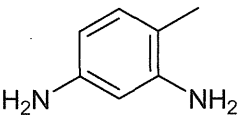
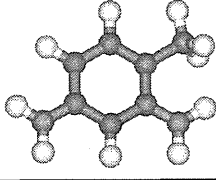
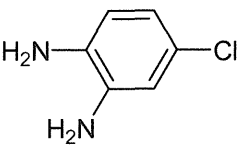
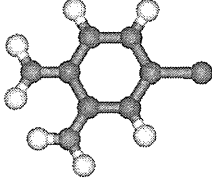
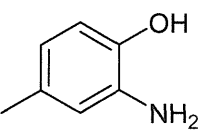
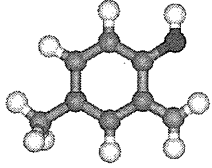
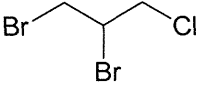
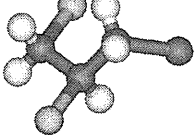
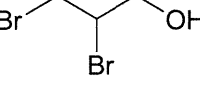
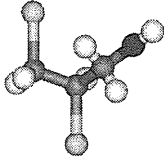
348	611-06-3		
349	611-32-5		
350	612-60-2		
351	613-13-8		
352	616-23-9		
353	619-17-0		
354	621-31-8		
355	62147-49-3		
356	6219-89-2		

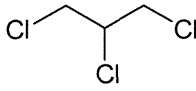
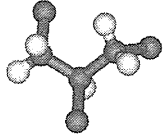
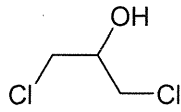
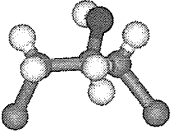
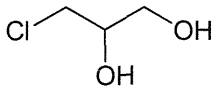
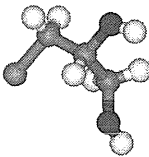
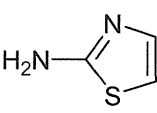
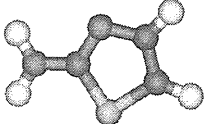
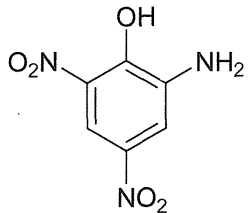
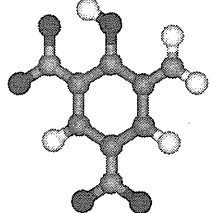
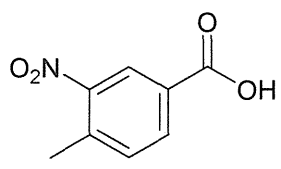
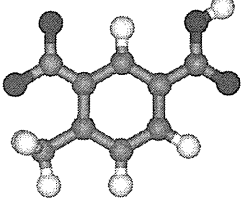
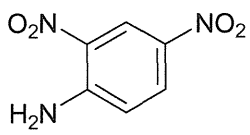
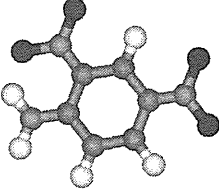
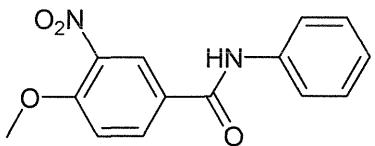
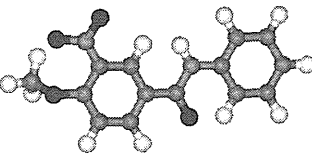
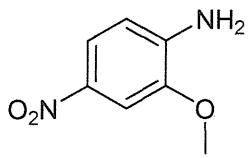
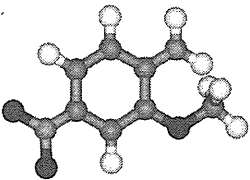
357	627-18-9	<chem>HOCCCCBr</chem>	
358	627-30-5	<chem>HOCCCCCl</chem>	
359	6285-57-0	<chem>Nc1nc2ccc(cc12)[N+](=O)[O-]</chem>	
360	6358-07-2	<chem>Nc1cc(O)c(Cl)c([N+](=O)[O-])c1</chem>	
361	6358-23-2	<chem>Nc1ccc(cc1)Nc2ccc(cc2)[N+](=O)[O-]</chem>	
362	64216-20-2	<chem>O=C(NCS1=NC2=CC=CC=C2S1)NC(=O)NS3=NC4=CC=CC=C4S3</chem>	
363	70-34-8	<chem>Fc1ccc(cc1)[N+](=O)[O-]</chem>	
364	75-26-3	<chem>CC(C)Br</chem>	
365	75-56-9	<chem>C1OC1</chem>	
366	78-88-6	<chem>ClC=CCl</chem>	

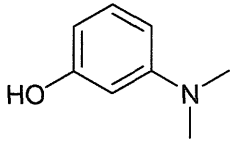
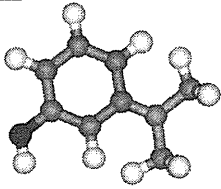
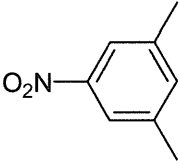
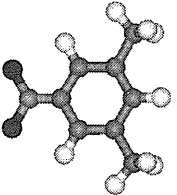
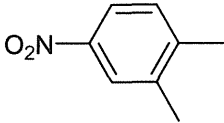
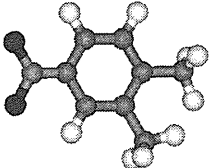
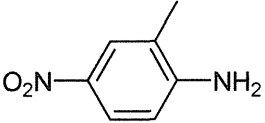
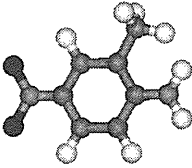
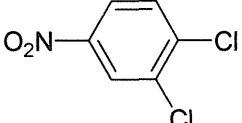
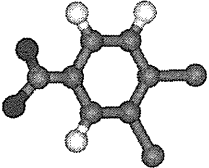
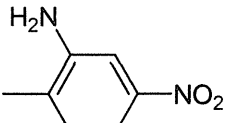
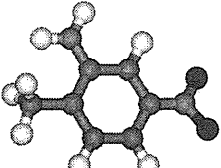
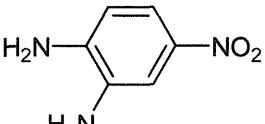
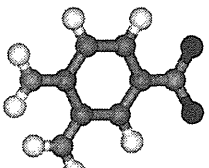
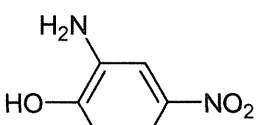
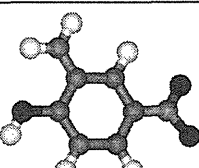
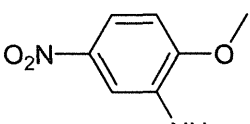
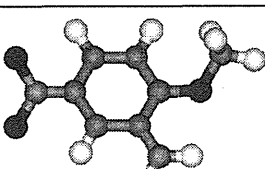
367	79-46-9		
368	81-49-2		
369	81-55-0		
370	82-28-0		
371	821-06-7		
372	83-41-0		
373	83-72-7		
374	832-69-9		

375	86-57-7		
376	88-73-3		
377	881-03-8		
378	89-40-7		
379	89-58-7		
380	89-62-3		
381	89-63-4		
382	89-69-0		

383	89-87-2		
384	91-08-7		
385	91-59-8		
386	91-62-3		
387	91-68-9		
388	91-93-0		
389	92-36-4		
390	92-67-1		
391	930-22-3		

392	94-45-1		
393	94-52-0		
394	95-68-1		
395	95-78-3		
396	95-80-7		
397	95-83-0		
398	95-84-1		
399	96-12-8		
400	96-13-9		

401	96-18-4		
402	96-23-1		
403	96-24-2		
404	96-50-4		
405	96-91-3		
406	96-98-0		
407	97-02-9		
408	97-32-5		
409	97-52-9		

410	99-07-0		
411	99-12-7		
412	99-51-4		
413	99-52-5		
414	99-54-7		
415	99-55-8		
416	99-56-9		
417	99-57-0		
418	99-59-2		

研究成果の刊行に関する一覧表

発表者氏名	論文タイトル名	発表誌名	巻	ページ	出版年
M. Kurihara	Computational study on drug design and prediction of bioactivity for regulation of non-controlled psychotropic substances	<i>Bull. Natl. Inst. Health Sci.</i>	128	29-33	2010
参考：コンピュータシミュレーションを含むもの					
Oba, M., Demizu, Y., Yamagata, N., Sato, Y., Doi, M., Tanaka, M., Suemune, H., Okuda, H., Kurihara, M.	Solid-state conformation of diastereomeric -Pro-Pro-(Aib) ₄ sequences	<i>Tetrahedron</i>	66	2293-2296	2010
Demizu, Y., Tanaka, M., Doi, M., Kurihara, M., Okuda, H., Suemune, H.	Conformations of peptides containing a chiral cyclic α, α -disubstituted α -amino acid within the sequence of Aib residues	<i>J. Pept. Sci.</i>	16	621-626	2010
Demizu, Y., Doi, M., Sato, Y., Tanaka, M., Okuda, H., Kurihara, M.	Three-Dimensional Structural Control of Diastereomeric Leu-Leu-Aib- Leu-Leu-Aib Sequences in the Solid State	<i>J. Org. Chem.</i>	75	5234-5239	2010
Nagano, M., Doi, M., Kurihara, M., Suemune, H., Tanaka, M.	Stabilized α -helix-catalyzed enantioselective epoxidation of α, β -unsaturated ketones	<i>Org. Lett.</i>	12	3564-3566	2010
Demizu, Y., Nakatsu, A., Sato, Y., Honzawa, S., Yamashita, A., Sugiura, T., Kittaka, A., Kato, S., Okuda, H., Kurihara, M.	Facile synthesis of stereoisomers of the non-secosteroidal ligand LG190178 and their evaluation using the mutant vitamin D receptor	<i>Lett. Org. Chem.</i>	8	43-47	2011
Yamagata, N., Demizu, Y., Sato, Y., Doi, M., Tanaka, M., Nagasawa, K., Okuda, H., Kurihara, M.	Design of a stabilized short helical peptide and its application to catalytic enantioselective epoxidation of (E)-chalcone	<i>Tetrahedron Lett.</i>	52	798-801	2011
Demizu, Y., Doi, M., Kurihara, M., Okuda, H., Nagano, M., Suemune, H., Tanaka, M.	Conformational studies on peptides containing α, α -disubstituted α -amino acids: chiral cyclic α, α -disubstituted α -amino acid as an α -helical inducer	<i>Org. Biomol. Chem.</i>	9	3303-3312	2011
Y. Demizu, D. Wakana, H. Kamakura, M. Kurihara,	Identification of Mutaprodenafil in a Dietary Supplement and its Subsequent Synthesis;	<i>Chem. Pharm. Bull.</i>	59	1314-1316	2011