

- Denisenko, G. K. Tchernoded, Y. N. Zhuravlev: Isoflavonoid composition of a callus culture of the relict tree *Maackia amuensis* Rupr. et Maxim, *J. Agric. Food. Chem.*, **56**, 7023-7031 (2008).
- 7) M. Kaneda, T. Saitoh, Y. Iitaka, S. Shibata: Chemical studies on the oriental plant drugs. XXXVI. Structure of Licoricone, a new isoflavone from Licorice root, *Chem. Pharm. Bull.*, **21**, 1338-1341 (1973).
- 8) S.-Y. Park, S.-S. Lim, J.-K. Kim, I.-J. Kang, J.-S. Kim, C. Lee, J. Kim, J.-H.-Y. Park: Hexane-ethanol extract of *Glycyrrhiza uralensis* containing licoricidin inhibits the metastatic capacity of DU145 human prostate cancer cells, *British J. Nutr.*, **104**, 1272-1282 (2010).
- 9) T. Shiozawa, S. Urata, T. Kinoshita, T. Saitoh: Revised structured of glycyrol and isoglycyrol, constituents of the roots of *Glycyrrhiza uralensis*, *Chem. Pharm. Bull.*, **37**, 2239-2240 (1989).
- 10) T. Kinoshita, T. Saitoh, S. Shibata: A new 3-arylcoumarin from Licorice root, *Chem. Pharm. Bull.*, **26**, 135-140 (1978).
- 11) H.-J. Kwon, H.-H. Kim, Y.-B. Ryu, J.-H. Kim, H.-J. Jeong, S.-W. Lee, J.-S. Chang, K.-O. Cho, M.-C. Rho, S.-J. Park, W.-S. Lee: In vitro anti-rotavirus activity of polyphenol compounds isolated from the roots of *Glycyrrhiza uralensis*, *Bioorg. Med. Chem.*, **18**, 7668-7674 (2010).
- 12) T. Mae, H. Kishida, T. Nishiyama, M. Tsukagawa, E. Konishi, M. Kuroda, Y. Mimaki, Y. Sashida, K. Takahashi, T. Kawada, K. Nakagawa, M. Kitahara: A Licorice ethanolic extract with peroxisome proliferator-activated receptor-g ligand-binding activity affects diabetes in KK-A^y Mice, abdominal obesity in diet-induced obese C57BL mice and hypertension in spontaneously hypertensive rats, *J. Nutrition*, **11**, 3369-3377 (2003).
- 13) T. Fukai, Q.-H. Wang, T. Kitagawa, K. Kusano, T. Nomura, Y. Iitaka: Structure of five isoprenoid-substituted flavonoids, gancaonins F, G, H, I, glycyrol and isoglycyrol from Xibei Licorice, *Heterocycles*, **29**, 1761-1772 (1989).
- 14) G. B. Russell, O. R. W. Sutherland, R. F. N. Hutchins, P. E. Christmas: Vestitol: a phytoalexin with insect feeding-deterrent activity, *J. Chem. Ecol.*, **4**, 571-579 (1978).
- 15) M. G. Nair, G. R. Safir, J. O. Siqueira: Isolation and identification of vesicular-arbuscular mycorrhiza-stimulatory compounds from clover (*Trifolium repens*) Roots, *Appl. Environ. Microbiol.*, **57**, 434-439 (1991).
- 16) T. Hatano, T. Yasuhara, T. Fukada, T. Noro, T. Okuda: Phenolic constituents of Licorice. II. Structures of licopyranocoumarin, licoarylcoumarin and glisoflavone, and inhibitory effects of Licorice phenolics on xanthine oxidase, *Chem. Pharm. Bull.*, **37**, 3005-3009 (1989).
- 17) L. Zeng, R.-y. Zhang, D. Wang, C.-y. Gao, Z.-c. Lou: The chemical constituents of

Glycyrrhiza aspera root, *Acta Botanica Sinica*, **33**, 124-129 (1991).

18) Y. Sato, T. Akao, J.-x. He, H. Nojima, Y. Kuraishi, T. Morota, T. Asano, T. Tani: Glycycomarin from *Glycyrrhizae Radix* acts

as a potent antispasmodic through inhibition of phosphodiesterase 3, *J. Ethnopharmacology*, **105**, 409-414 (2006).

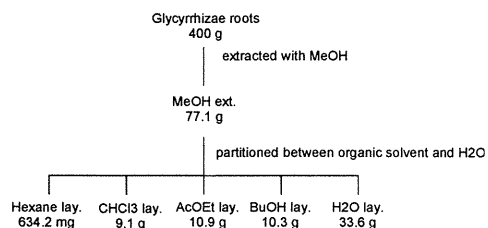


Chart 1 The extracted and partitioned procedure of *Glycyrrhizae Radix*

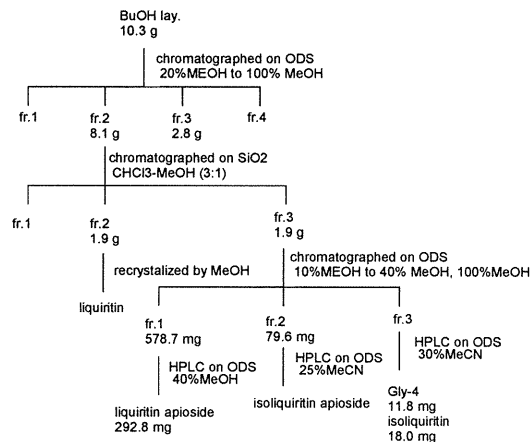


Chart 2 Isolation procedure of BuOH layer

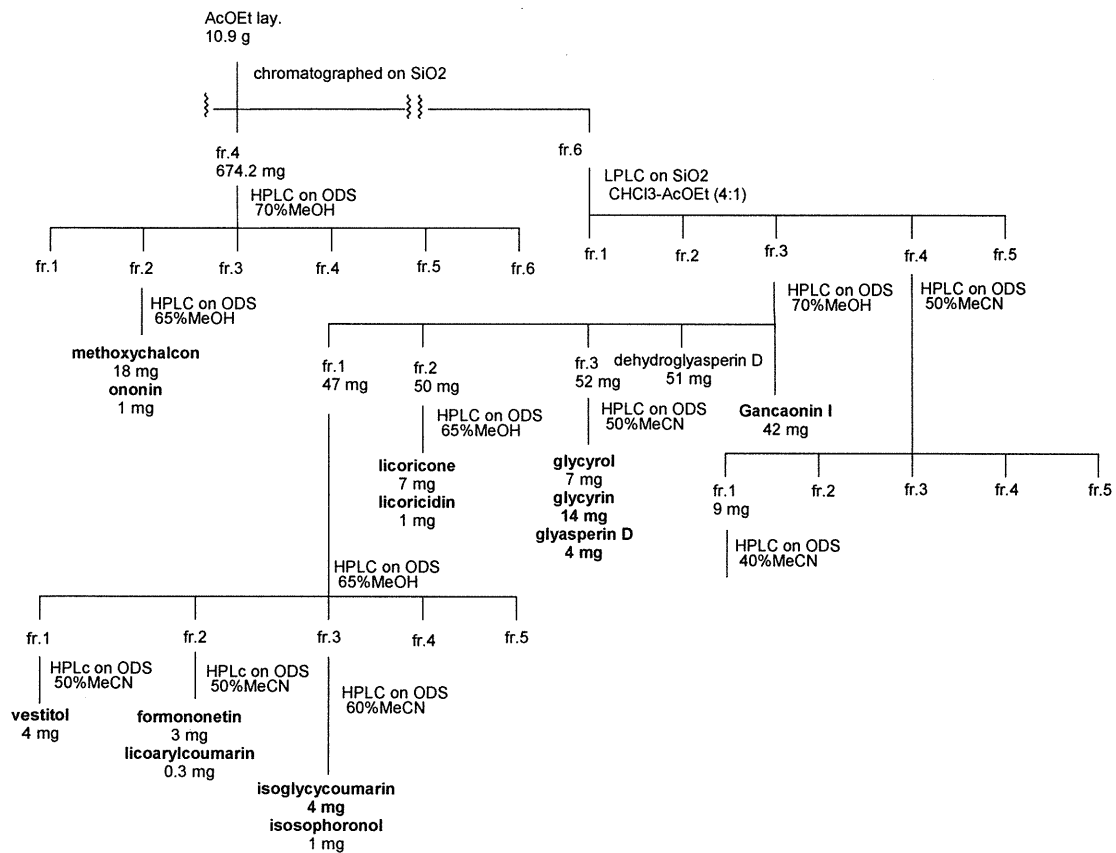


Chart 3 Isolation procedure of AcOEt layer

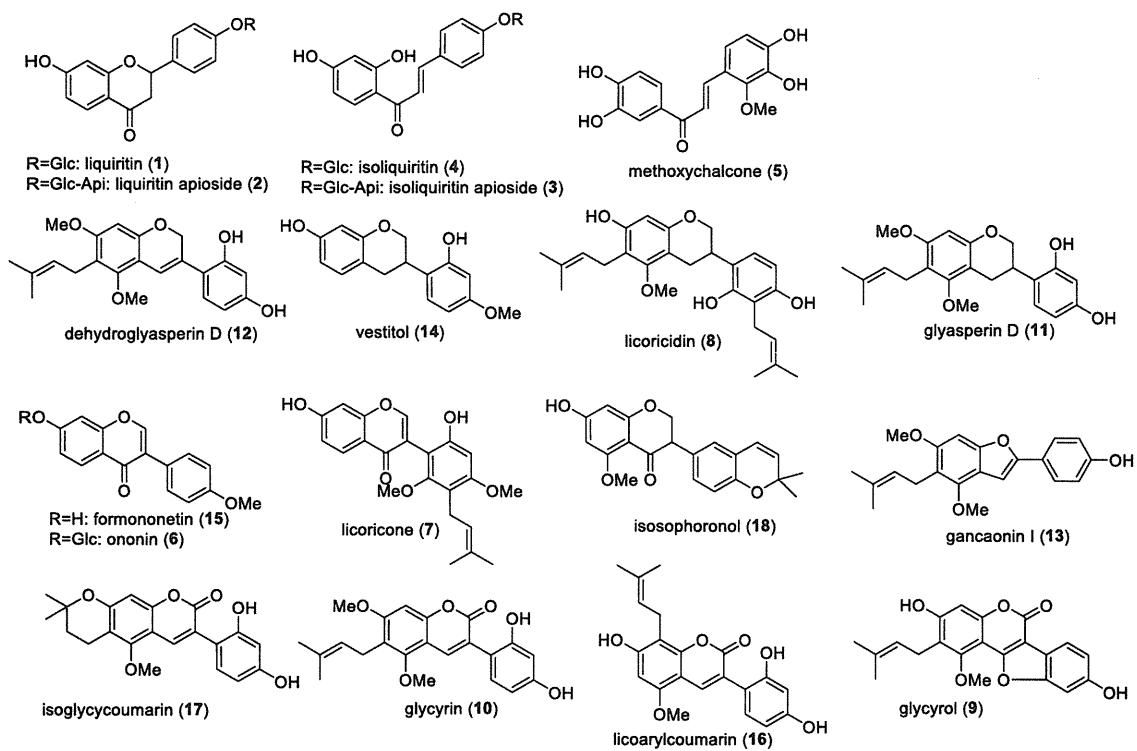


Fig.1 Isolated compound from Glycyrrhizae Radix

研究成果の刊行に関する一覧表

該当なし

