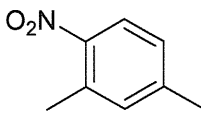
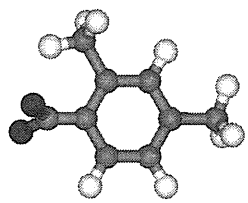
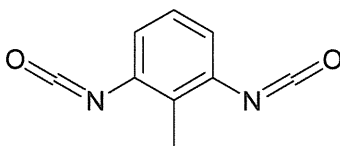
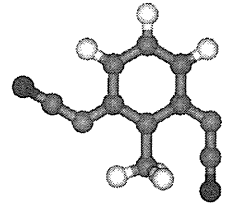
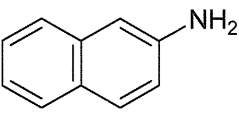
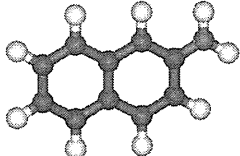
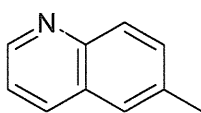
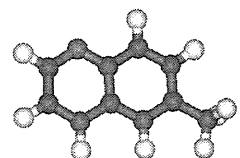
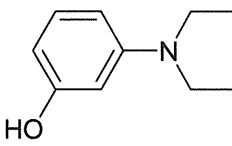
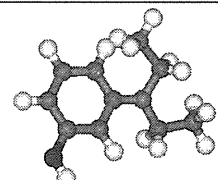
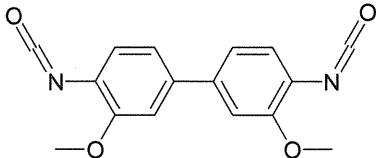
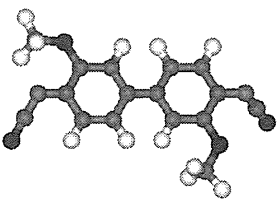
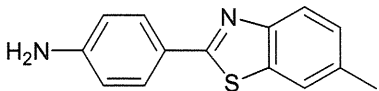
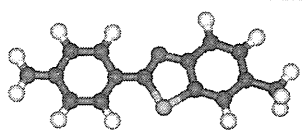
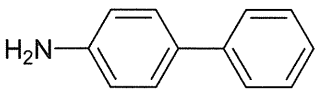
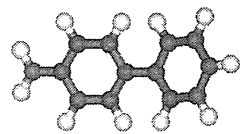
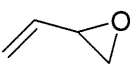
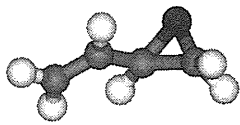
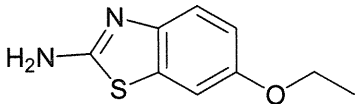
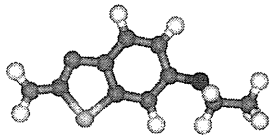
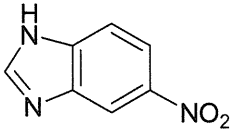
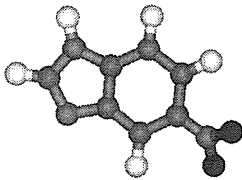
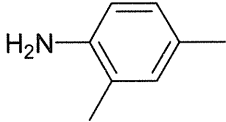
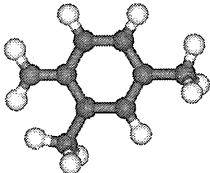
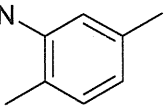
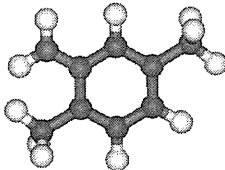
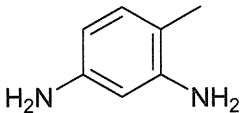
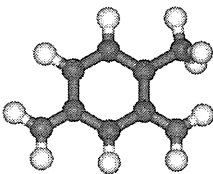
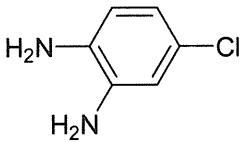
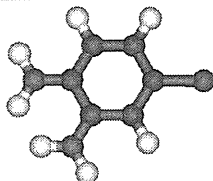
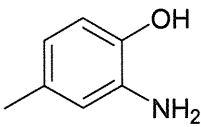
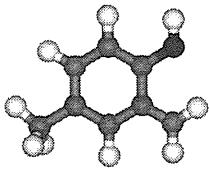
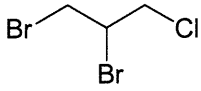
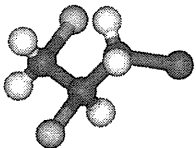
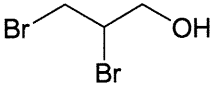
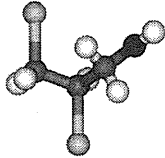
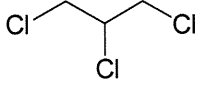
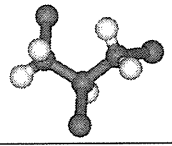
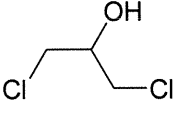
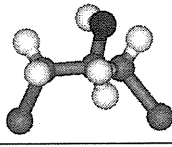
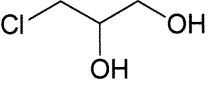
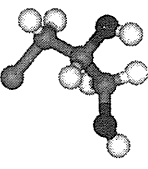
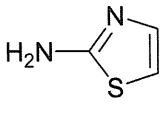
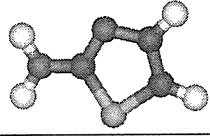
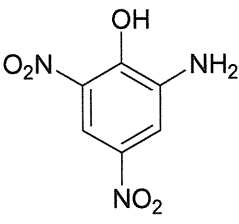
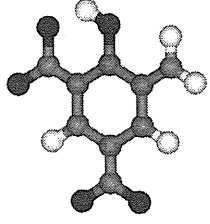
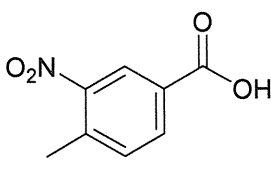
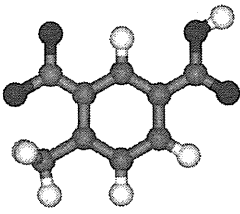
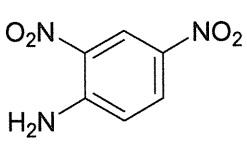
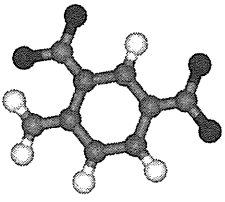
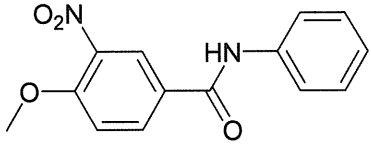
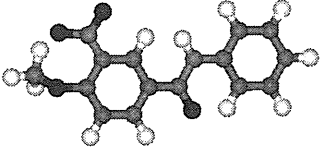
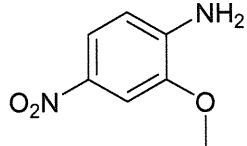
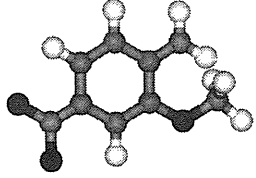
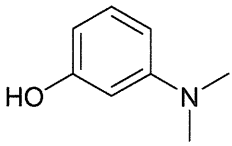
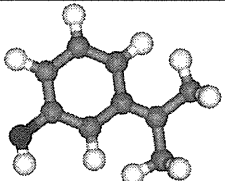
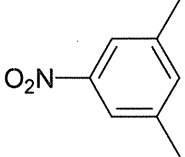
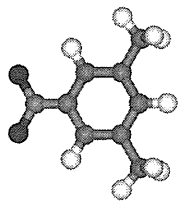
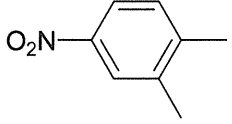
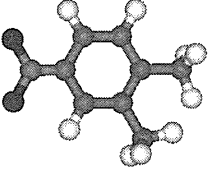
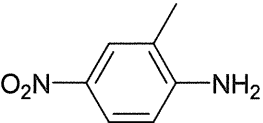
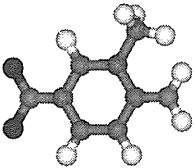
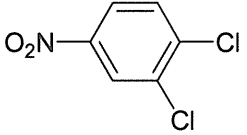
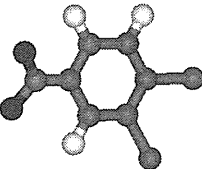
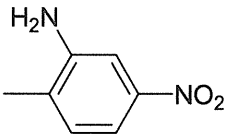
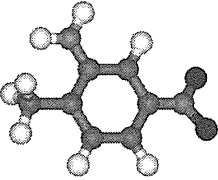
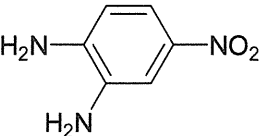
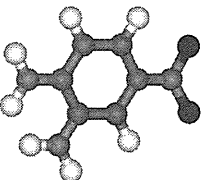
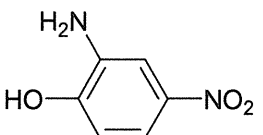
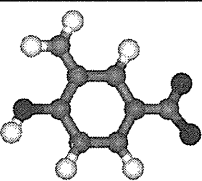
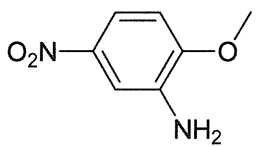
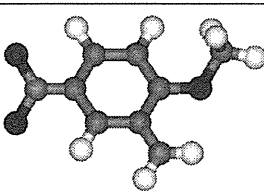


383	89-87-2		
384	91-08-7		
385	91-59-8		
386	91-62-3		
387	91-68-9		
388	91-93-0		
389	92-36-4		
390	92-67-1		
391	930-22-3		

392	94-45-1		
393	94-52-0		
394	95-68-1		
395	95-78-3		
396	95-80-7		
397	95-83-0		
398	95-84-1		
399	96-12-8		
400	96-13-9		

401	96-18-4		
402	96-23-1		
403	96-24-2		
404	96-50-4		
405	96-91-3		
406	96-98-0		
407	97-02-9		
408	97-32-5		
409	97-52-9		

410	99-07-0		
411	99-12-7		
412	99-51-4		
413	99-52-5		
414	99-54-7		
415	99-55-8		
416	99-56-9		
417	99-57-0		
418	99-59-2		

研究成果の刊行に関する一覧表

発表者氏名	論文タイトル名	発表誌名	巻	ページ	出版年
Y. Demizu, D. Wakana, H. Kamakura, M. Kurihara, H. Okuda, Y. Goda;	Identification of Mutaprodenafil in a Dietary Supplement and its Subsequent Synthesis;	<i>Chem.</i> <i>Pharm. Bull.</i>	59	1314-1316	2011
Y. Demizu, A. Nakatsu, Y. Sato, S. Honzawa, A. Yamashita, T. Sugiura, A. Kittaka, S. Kato, H. Okuda, M. Kurihara	Facile synthesis of stereoisomers of the non-secosteroidal ligand LG190178 and their evaluation using the mutant vitamin D receptor	<i>Lett. Org.</i> <i>Chem.</i>	8	43-47	2011
Y. Demizu, M. Doi, M. Tanaka, H. Okuda, M. Kurihara	Screw-Sense Control of Helical Oligopeptides Containing Equal Amounts of l- and d-Amino Acids	<i>Chem. Eur. J.</i>	17	11107- 11109	2011
Y. Demizu, T. Takahashi, F. Kaneko, Y. Sato, H. Okuda, E. Ochiai, K. Horie, K. Takagi, S. Kakuda, M. Takimoto-Kamimura, M. Kurihara	Design, synthesis and X-ray crystallographic study of new nonsecosteroidal vitamin D receptor ligands	<i>Bioorg. Med.</i> <i>Chem. Lett.</i>	21	6104-6107	2011
Y. Demizu, M. Doi, Y. Sato, M. Tanaka, H. Okuda, M. Kurihara	Effect of one D-Leu residue on right-handed helical -L-Leu-Aib- peptides in the crystal state	<i>J. Pept. Sci.</i>	17	420-426	2011
T. Sugiyama, Y. Imamura, Y. Demizu, M. Kurihara, M. Takano, A. Kittaka	β -PNA: Peptide nucleic acid (PNA) with a chiral center at the β -position of the PNA backbone	<i>Bioorg. Med.</i> <i>Chem. Lett.</i>	21	7317-7320	2011
Yamagata, N., Demizu, Y., Sato, Y., Doi, M., Tanaka, M., Nagasawa, K., Okuda, H., Kurihara, M.	Design of a stabilized short helical peptide and its application to catalytic enantioselective epoxidation of (E)-chalcone	<i>Tetrahedron</i> <i>Lett.</i>	52	798-801	2011
Y. Demizu, N. Yamagata, S. Nagoya, Y. Sato, M. Doi, M. Tanaka, K. Nagasawa, H. Okuda, M. Kurihara	Enantioselective epoxidation of α,α -unsaturated ketones catalyzed by stapled helical L-Leu-based peptides	<i>Tetrahedron</i>	67	6155-6165	2011
Demizu, Y., Doi, M., Kurihara, M., Okuda, H., Nagano, M., Suemune, H., Tanaka, M.	Conformational studies on peptides containing α,α -disubstituted α -amino acids: chiral cyclic α,α -disubstituted α -amino acid as an α -helical inducer	<i>Org. Biomol.</i> <i>Chem.</i>	9	3303-3312	2011

