

Pechter et al <sup>21</sup>	2003	Beneficial effects of water-based exercise in patients with chronic kidney disease	To ascertain whether water-based, 12-week, regular, low-intensity aerobic exercise provides beneficial effects for individuals with moderate CRF and to compare the outcome with data from a sedentary control group	No description	Twenty-six patients with moderate CRF: an exercise group (7 male and 10 females aged 31–72 years) and a control group (6 men and 3 women aged 35–65 years)	The exercise group did low-intensity aerobic exercise in the pool over a period of 12 weeks, twice a week, with sessions lasting for 30 minutes; the control group remained sedentary	Cardiorespiratory parameters (VO <sub>2</sub> max and peak ventilation), renal functional parameters (serum creatinine, Cys-C, GFR, and U-prot), SBP and DBP, and oxidative stress indices (products of lipid peroxidation and reduced GSH)	Only in the exercise group, all cardiorespiratory functional parameters, SBP, and DBP were lowered significantly. U-prot and U-prot were diminished significantly and GFR was enhanced. LPO was reduced significantly, and GSH showed significant improvement	Regular water-based exercise has beneficial effects on the cardiorespiratory, renal functional parameters, and oxidative stress status in patients with moderate renal failure, and can be used in the complex rehabilitation of chronic renal failure patients, together with blood pressure control, dietary consultation, encouragement and education to prevent physical worsening and to postpone cardiovascular and renal atherosclerotic complications.
Douris et al <sup>22</sup>	2003	The effect of land and aquatic exercise on balance scores in older adults	To determine if aquatic exercise was more effective than land-based exercise when training balance	Aquatic: Inground Custom Therapy Pool (Longmont, CO, USA). Land; assisted living recreation area	Subjects were healthy elderly aged 65 years and older who were independent walkers with or without an assistive device and independent in activities of daily living. Land group: 83.2 ± 8.14 (73–91) years (5 subjects). Aquatic group: 75.0 ± 3.63 (68–78) years (6 subjects)	Exercise was comparable for both land and water and was administered twice a week for 6 weeks. Walking activities (3 times each): 1) walking forward 11 feet, 2) marching forward 11 feet, 3) sidestepping without crossing legs 11 feet, and 4) tandem walking 11 feet. Exercise activities (one set of 15 repetitions): 1) marching in place, 2) hip flexion/extension, 3) hip abduction/adduction, 4) toe raises/heel raises, 5) shallow	BBS score	There was a significant main effect of time ( $P < 0.001$ ) but not group on BBS scores. There was no significant interaction between group and time	The utilization of lower body exercise, whether in water or on land, was accompanied by improved balance

(Continued)

Table 1 (Continued)

Article	Year	Title	Aim/objective	Setting/ place	Participants	Detail and period of intervention	Main and secondary outcomes	Main results	Conclusion
Liquori et al <sup>23</sup>	2003	Effects of a 6-week prenatal water exercise program on physiological parameters and wellbeing in women with pregnancies in the 2nd–3rd trimesters: a pilot study	To evaluate an established prenatal water aerobics program for its impact on the physiological function and wellbeing of females with low risk pregnancy in the 2nd and early 3rd trimesters	A pool in a rehabilitation center	Seven healthy females with uncomplicated singleton pregnancies participated in the exercise group (mean age 32.8 years). Six women having the same characteristics participated in the control group (mean age 30.5 years)	knee bends, 6a) sit to stand from chair in land group, 6b) sit to stand from pool shelf in aquatic group Participating in the 1-hour water aerobic exercise class using a pool in a rehabilitation center, 2 or 3 times a week for 6 weeks	Cooper 6-minute walk test, muscle force in the quadriceps, shoulder abductors, biceps, and triceps, and the health promoting lifestyle profile II questionnaire	Post-test measures of strength in the quadriceps and biceps, as well as the subscale of physical activity within the HPLP II questionnaire were greater in the exercise group	This study outcome supported the effect of prenatal water aerobic exercise but further research with greater number of subjects is necessary to establish the most effective protocols
Lin et al <sup>24</sup>	2004	Community rehabilitation for older adults with osteoarthritis of the lower limb: a controlled clinical trial	To examine the effectiveness of a 12-month community-based water exercise program on measures of self-reported health and physical function in people aged over 60 years with knee-hip OA	Public community swimming pool in Sheffield, UK	One hundred and six community-dwelling sedentary older people (aged >60 years), with conformed knee-hip OA, enrolled in an experimental controlled trial for 12 months. Sixty-six subjects in the exercise group were offered a water-exercise program. Forty age-matched, nonexercising, 'control' subjects received monthly education material and quarterly telephone calls	Participants in the exercise group were asked to attend two exercise sessions a week of 1 hour for 12 months led by specially trained swimming instructors	The disease-specific Western Ontario, McMaster University Osteoarthritis Index (WOMAC), a battery of performance-based physical function tests	After 1 year, participants in the exercise group experienced a significant improvement in physical function ( $4.0 \pm 9.1$ versus $-0.4 \pm 7.3$ units; 95% CI 0.96–7.96, $P < 0.05$ ) and reduction in the perception of pain ( $1.3 \pm 3.7$ versus $0.2 \pm 2.5$ units; 95% CI $-0.19$ – $2.52$ , $P < 0.05$ ) compared with the control group, as measured by the WOMAC Osteoarthritis Index. In addition, the exercise group performed significantly better in the ascending and descending stairs tests ( $P < 0.05$ ), had significantly greater improvements in knee range of movement ( $P < 0.01$ )	Older people with knee/hip OA gained modest improvements in measures of physical function, pain, general mobility, and flexibility after participating in 12 months of community-based water exercise

Akamine et al <sup>25</sup>	2005	Effects of underwater exercise with hot spring bathing on middle aged people	To investigate the effects of underwater exercise with hot spring bathing on middle aged people	No description	Three males and 22 females (59.6 ± 8.9 years) without serious systemic complication	Group A: (1-day intervention): underwater exercise (70 minutes) and hot spring bathing (20 minutes). Group B: (1-day intervention): underwater exercise (70 minutes) and fresh water bathing (20 minutes) Group C: no exercise, no bathing	Blood pressure, total cholesterol, CD4, red blood cells, hematocrit, total protein, and POMS	and hip range of movement ( $P < 0.005$ ). There were no significant differences in the two groups for quadriceps muscle strength and psychosocial wellbeing (Arthritis Impact Measurement Scales 2 questionnaire) Exercise with bathing significantly lowered values of DBP, TC, CD4, red blood cells, hematocrit, and total protein when compared with the before exercise with bathing group ( $P < 0.05$ ). After exercise with bathing, significantly lower levels of depression-dejection, anger-hostility and confusion in POMS test were observed when compared with control group	Underwater exercise with hot spring bathing has good effects on the health of middle aged people
Takumi et al <sup>26</sup>	2005	Participation in an aquatic exercise class twice a week for 12 weeks improved physical fitness for good walking, walking self-efficacy on winter roads, mental health and QOL in elderly women	This study investigated whether the level of good walking, walking SE on winter roads, mental health and QOL improved through participation in an aquatic exercise class (twice a week, for 12 weeks) in elderly women	A pool with water temperature 34°C	The subjects were 15 females who took part in the aquatic exercise class and 16 females in the control group (over 60 years)	The duration of each class was 60 minutes (twice a week, for 12 weeks) and was conducted under the guidance of a skilled instructor	Good walking tests (standing on one leg with eyes open, Bosu balance score), walking SE, MHP, and QOL	Good walking tests of the final class were improved compared with the first class ( $P < 0.05$ ). Walking SE on winter roads did not change in either group, but the SE scores for general falling were significantly increased at the last class compared with the first class in the exercise group ( $P = 0.032$ ). The stress scores of MHP did not increase in the exercise group, which indicates that participating in the aquatic exercise class was not stressful. In QOL measures, the scores of physical symptoms ( $P < 0.001$ ) and	Participation in an aquatic exercise class is suggested to be effective for promoting good walking, QOL, and an active lifestyle

(Continued)

Table I (Continued)

Article	Year	Title	Aim/objective	Setting/ place	Participants	Detail and period of intervention	Main and secondary outcomes	Main results	Conclusion
Takumi and Moriya <sup>27</sup>	2005	Participation in an aquatic exercise class for 12 weeks improved physical fitness for good walking, walking self-efficacy on winter roads, mental health and QOL in elderly women	This study investigated whether participation in an aquatic walking class (once a week, for 12 weeks) had an effect on middle-aged and elderly women, compared with no participation	A pool with water temperature 29°C	The subjects were 35 women (58.5 ± 8.3 years) who took part in the aquatic exercise class and 24 women (61.0 ± 7.4 years) in the control group	The duration of the exercise class was 50 minutes (once a week, for 12 weeks) under the guidance of a skilled instructor. Averages of % HRR during exercise were 24%–34%, so that the intensity of exercise was lower middle level	Mood Check List-Short Form I, good walking tests (maximal one step distance, one leg squat, Bosu balance test, 10 m walk time), walking SE	the mean of QOL ( $P = 0.028$ ) was significantly improved at the last class compared with the first class in the exercise group  Mood Check List-Short Form I for pleasantness and relaxation significantly increased post-exercise compared with pre-exercise every time ( $P < 0.001$ ). Good walking tests in the 12th week improved compared with those from the first week. The scores of walking SE in strong wind and on an icy surface in the 12th week were increased compared with the scores from the first week. No changes were observed in the control women group	No changes were observed in the control group
Lee <sup>28</sup>	2006	Comparison of effects among Tai Chi exercise, aquatic exercise, and a self-help program for patients with knee osteoarthritis	To compare the effects between Tai Chi exercise, aquatic exercise, and a self-help program for knee OA patients on symptoms of arthritis, muscle strength, balance, and difficulty of programming activities	Tai Chi exercise and self-help program: public health center. Aquatic exercise: a pool	Tai Chi exercise group (N = 18: 61.3 ± 9.5 years), aquatic exercise group (N = 16: 66.4 ± 6.7 years) and self-help program group (N = 16: 61.6 ± 7.6 years) were enrolled for this study. All subjects had knee OA and did not have an exercise regime during the past 6 months	Tai Chi exercise and aquatic exercise group exercised twice a week (1 hour) for 2 months. In the self-help program group, they exercised once a week (2 hours) for 2 months	Muscle strength, balance and difficulty of performing activities (K-WOMAC Index)	The Tai Chi group was significantly different from the self-help group for knee extensor peak torque, knee flexor, and stiffness. In addition, the Tai Chi group or aquatic group were significantly different from the self-help group for difficulty of performing activities	The Tai Chi group or aquatic group were significantly different from the self-help group. However, it seems that Tai Chi exercise may be more suitable than aquatic exercise in an OA exercise program

Lord et al <sup>29</sup>	2006	The effects of water exercise on physical functioning in older people	To determine whether a 22-week water exercise program can improve physical functioning in older people	All participants in central and eastern Sydney. The exercises were undertaken in heated pools with water temperatures that ranged between 25°C and 29°C	Eighty-five persons (18 males and 67 females, mean age 71.8 years) participated in a water-exercise program, and 44 control subjects (7 males and 37 females, mean age 76.5 years) participated in the study	The exercisers participated in approximately 1-hour exercise sessions once a week for two 10-week periods (with 2-week inter-term break). The intervention comprised the 'WAVES' water exercise program specifically designed for older people	Leaning balance, quadriceps strength, reaction time and shoulder range of motion	The 48 exercise subjects who were available for retest showed significantly improved leaning balance (as measured by tests of maximal balance range and coordinated stability) and shoulder range of motion compared with the controls. The groups did not differ in tests of quadriceps strength and reaction time. However, 37 people dropped out from the program because of dislike of the pool environment (N = 7), move/vacation (N = 6), hospitalization (N = 5), illness (N = 11), caring for sick spouse (N = 2), requested no second interview (N = 2), deceased (N = 1), changed to another program (N = 1), and no reason (N = 2)	These findings show that water exercise can produce benefits with regard to improving balance and flexibility in older people
Smith and Michel <sup>30</sup>	2006	A pilot study on the effects of aquatic exercises on discomforts of pregnancy	To estimate the impact of an aquatic exercise program on the perception of body image, participation in health-promoting behaviors, barriers to health-promoting participation, level of physical discomfort, and mobility	No description	Forty nonexercising pregnant women with more than 19 weeks gestation. Based on self-selection, participants were assigned to either aquatic exercise group (N = 20: 25.1 ± 4.9 years) or control group (N = 20: 24.8 ± 5.6 years)	The aquatic exercise group participated in a 60-minute, 6-week aquatic exercise program (three sessions per week). The control group was instructed to continue their normal activities of daily living	The Pregnancy Body Shape Questionnaire, the Health Promotion Lifestyle Profile, the Timed Get Up and Go Test, and the Discomfort Intensity Index	Women in the aquatic exercise group reported significantly less physical discomfort, improved mobility, and improved body image and health-promoting behaviors as compared with control subjects	Aquatic exercise during pregnancy may enhance physical functioning, decreasing maternal discomfort, improving maternal body image, and improving health-promoting behaviors

(Continued)

Table I (Continued)

Article	Year	Title	Aim/objective	Setting/ place	Participants	Detail and period of intervention	Main and secondary outcomes	Main results	Conclusion
Chishaki et al <sup>31</sup>	2006	Comparison of usefulness between water exercise and gymnastic exercise, Jikyojutsu, in maintaining physical ability for the elderly	To compare physical ability and physical characteristics of elderly women between water exercise and gymnastic exercise	No description	The aquatic group consisted of 21 healthy females (60 ± 5.2 years). The land group consisted of 10 healthy females (60 ± 3.2 years)	Aquatic group: aquatic walking, swimming (twice or more [60 minutes at a time] a week for 1 year). Land group: gymnastic (shoulder raise/lower, arm raise/lower, push-up, lower back twist, straddle stretching, head shake, tumble, etc) (every day [20 minutes in the morning and the afternoon] of the week for 1 year)	Physical characteristics (body mass index, waist size, hip size, % fat), and physical fitness (10 m walking, 10 m maximal walking, 10 m obstacle walking, single-leg standing with eyes open, grip strength, sit up, side steps, sitting-toe-touch test, VO2 max)	The mean percentage of fat mass was reduced in the gymnastic exercise group without change of weight. The average estimated maximal oxygen uptake increased in the gymnastic exercise more than in the water exercise. Sitting trunk flexion was decreased in both groups after 1 year	The results of this study suggested that water exercise could be more beneficial by adding flexibility exercise in the gymnastic exercise, and could maintain and promote physical fitness in elderly people
Kawasaki et al <sup>32</sup>	2007	The effect of aquatic exercise on preventing falls and lifestyle related disease among middle-aged and elderly people	To evaluate the effects of water exercise on blood pressure, carbohydrate and lipid metabolism, arterial sclerosis, and stability of center of mass in middle- and old-age	A swimming club in Kyushu Sangyou University	Eleven healthy males and 24 healthy females were assigned to the training group (N = 35, 61.5 ± 0.8 years) and control group (N = 22, 62.6 ± 0.9 years)	A 2-hour program consisted of stretching, bicycling, walking in warm (30.5°C) water stream, and swimming twice weekly. The training period was 6 months	Anthropometric variables, blood pressure, HR, work load, blood biochemical values, urine testing, blood pressure pulse wave, and stability of center of mass	Weight, body mass index, amount of body fat, blood pressure, and pulse wave velocity decreased and lipid and carbohydrate metabolism and index of arterial sclerosis significantly improved in the training group	Water exercise may be useful for controlling metabolic syndrome and preventing falls in the middle-aged and elderly
Nishikawa et al <sup>33</sup>	2008	Effect of aquatic walking on the cardiovascular patients in our hospital and health-related QOL – in comparison with indoor exercise therapy	To compare the effectiveness of a program of aquatic exercise therapy and land exercise therapy in patients with heart disease	Rehabilitation pool	The aquatic group consisted of 11 males and 3 females 66 ± 7 years. The land group consisted of 8 males and 2 females 63 ± 9 years. Patient characteristic (aquatic/land); angina pectoris (7/5), myocardial infarction (4/5), valve replacement	Aquatic exercise therapy: stretching, aquatic walking, resistance training. Land exercise therapy: stretching, resistance training, aerobic exercise (ergometer). Each therapy was conducted two times (60 minutes at a time) a week for 3 months	ATVO2, VO2 max, and health-related QOL	ATVO2, VO2 max, and health-related QOL were significantly improved in both groups	The improvement of aerobic fitness was similar in both groups. The difference of improved effect in QOL was due to the fact that the content and the environment of each exercise were different

Rotstein et al <sup>34</sup>	2008	The effect of a water exercise program on the bone density of postmenopausal women	To examine the effect of a 7-month program of water exercise on BMD in postmenopausal females	A heated pool	(2/0), dilatative cardiomyopathy (1/0) Thirty-five postmenopausal females aged 50–65 (20 in the experimental group and 10 in the control)	The exercise group trained for 7 months with three 1-hour sessions per week. Each session was divided into four different segments: warm-up, aerobic set, strengthening muscles, and loading the bones, and cool down and stretches	Bone density by DEXA (lunar) for vertebrae L2–L4 and femoral neck of the legs	DEXA test findings for femoral neck density indicated no significant differences between the groups pre- and post-treatment. However a significant interaction was found for BMC in the right leg indicating an increased trend in BMC in the experimental group and a trend towards decrease for the control group	It is possible to plan and execute a water exercise program that has a positive effect on bone status of postmenopausal women
Brady et al <sup>35</sup>	2008	The addition of aquatic therapy to rehabilitation following surgical rotator cuff repair: a feasibility study	To determine the feasibility of implementing and investigating the effect of a combined aquatic and land-based rehabilitation program in the post-operative rehabilitation of rotator cuff tears	University of Sydney and Delmer Private Hospital	Eighteen subjects undergoing rotator cuff repair. Aquatic and land group (N = 12, 56.3 ± 9.1 years) and land group (N = 53.5 ± 16.0 years)	Twice per week for 12 weeks. Combined aquatic- and land-based program: standard protocol (passive ROM, active-assisted ROM, resistive phase). Standard land-based program: standard protocol, adding 10 days postoperatively three primary stages: buoyancy assisted ROM, buoyancy supported ROM, and resistive phase	Passive ROM (forward flexion, external rotation), WORC index, health-related QOL, and 11-point VAS	Both subjects improved passive ROM and WORC. Participation in aquatic therapy significantly improved passive flexion range of motion measured at 3 and 6 weeks. No significant differences in the attendance rate and patients perceptions of the programs	The implementation of a combined aquatic- and land-based physiotherapy program following surgical repair of the rotator cuff is feasible and presents a potentially viable alternative to conventional land-based exercise with comparable outcomes

**Note:** \*Description of study design was omitted.

**Abbreviations:** ATVO<sub>2</sub>, anaerobic threshold oxygen consumption; BBS, Berg Balance Scale; BMC, bone mineral content; BMD, bone mineral density; CG, control group; CI, confidence interval; COP, center of pressure; CRF, chronic kidney disease; Cys-C, cystatin-c; DBP, diastolic blood pressure; GFR, glomerular filtration rate; GSH, glutathione; HDL-C, high density lipoprotein cholesterol; HR, heart rate; HRR, heart rate reserve; HPLP II, Health Promotion Lifestyle Profile II; JOA, Japanese Orthopedic Association; LDL-C, low density lipoprotein cholesterol; LPO, lactoperoxidase; MHP, mental health pattern; NHP, Nottingham Health Profile; OA, osteoarthritis; POMS, Profile of Mood States; QOL, quality of life; ROM, range of motion; SBP, systolic blood pressure; SE, self-efficacy; TC, total cholesterol; TG, training group; U-prot, protein/creatinine ratio; VA, vital age; VAS, visual analog scale; VO<sub>2</sub> max, maximal oxygen consumption; WORC, Western Ontario Rotator Cuff.

**Table 2** Brief summary of 21 articles

Article	Year of publication	Object disease	Effects noted	Withdrawals	Adverse event	Cost of intervention
Willén et al <sup>15</sup>	2001	Poliomyelitis	Significant effect	No withdrawal	Nothing	No description
Ebisu et al <sup>16</sup>	2001	No specific disease	Significant effect <sup>a</sup>	No description	No description	No description
Aoba et al <sup>17</sup>	2001	No specific disease	Significant effect	No description	No description	No description
Yamada et al <sup>18</sup>	2002	No specific disease	Significant effect	No description	No description	No description
Murai et al <sup>19</sup>	2002	Knee OA	Significant effect	No description	Nothing	No description
Igarashi et al <sup>20</sup>	2002	No specific disease	Significant effect <sup>a</sup>	No description	No description	No description
Pechter et al <sup>21</sup>	2003	Moderate chronic kidney disease	Significant effect	No description	No description	Not description
Douris et al <sup>22</sup>	2003	No specific disease	Significant effect	No description	No description	Not description
Liquori et al <sup>23</sup>	2003	No specific disease	Significant effect	No description	No description	No description
Lin et al <sup>24</sup>	2004	Knee-hip OA	Significant effect	N = 9; Reason was not described.	No description	No description
Akamine et al <sup>25</sup>	2005	No specific disease	Significant effect	No description	No description	No description
Takumi et al <sup>26</sup>	2005	No specific disease	Significant effect	No description	No description	No description
Takumi and Moriya <sup>27</sup>	2005	No specific disease	Significant effect	No description	No description	No description
Lee <sup>28</sup>	2006	Knee OA	Significant effect	N = 3; Slipping on poolside, having a cold, low height.	N = 1 Slipping on poolside.	No description
Lord et al <sup>29</sup>	2006	No specific disease	Significant effect	N = 37; Reasons were shown in Table 1 in detail.	No description	No description
Smith and Michel <sup>30</sup>	2006	Discomforts of pregnancy	Significant effect	No description	No description	After pretests were completed, each participant received a \$10 grocery store gift certificate, and each one in the aquatic exercise group were given the bus tickets or parking passes to assist participants' attendance. Other cost was not described
Chishaki et al <sup>31</sup>	2006	No specific disease	Significant effect	No description	No description	No description
Kawasaki et al <sup>32</sup>	2007	No specific disease	Significant effect	N = 8; Low compliance.	No description	No description
Nishikawa et al <sup>33</sup>	2008	Cardiovascular disease	Significant effect	No withdrawal	No description	No description
Rotstein et al <sup>34</sup>	2008	No specific disease	Significant effect	N = 5; Reason was not described.	No description	No description
Brady et al <sup>35</sup>	2008	Rotator cuff tears	Significant effect	No description	Nothing	No description

**Note:** <sup>a</sup>Group comparison was not conducted.

**Abbreviation:** OA, osteoarthritis.

analyses (9.5%)"; "for each primary and secondary outcome, a summary of results for each study condition, and the estimated effect (9.5%)"; "inclusion of results from testing prespecified causal pathways through which the intervention was intended to operate, if any (14.3%)"; "summary of other analyses performed, including subgroup or restricted analyses, indicating which are prespecified or exploratory (4.8%)"; and "summary of all important adverse events or unintended effects in each study condition (19.0%)".

Table 4 presents an assessment of the evaluation of study quality by use of the CLEAR-NPT checklist. This tool mainly evaluated the quality of the study conduct. The description rate for the details of the intervention was high (81%), but the rate was low in other primary items. The primary items for which the executive rate was less than 30% were as follows: "Were participants adequately blinded? (4.8%)"; "Were care providers or persons adequately blinded? (4.8%)"; "Were outcome assessors adequately blinded to assess the primary



**Table 3** Evaluation of the quality of nonrandomized controlled trials by using the TREND checklist

Paper section/topic	Item no.	Descriptor	N of yes	%
Title and abstract	1	• Information on how units were allocated to interventions	5/21	23.8
		• Structured abstract recommended	8/21	38.1
		• Information on target population or study sample	12/21	57.1
<b>Introduction</b>				
Background	2	• Scientific background and explanation of rationale • Theories used in designing behavioral interventions	18/21 8/21	85.7 38.1
<b>Methods</b>				
Participants	3	• Eligibility criteria for participants, including criteria at different levels in recruitment/sampling plan (eg, cities, clinics, subjects) • Method of recruitment (eg, referral, self-selection), including the sampling method if a systematic sampling plan was implemented • Recruitment setting (settings and locations where the data were collected)	14/21 10/21 7/21	66.7 47.6 33.3
Interventions	4	• Details of the interventions intended for each study condition and how and when they were actually administered, specifically including: • Content: what was given? • Delivery method: how was the content given? • Unit of delivery: how were subjects grouped during delivery? • Deliverer: who delivered the intervention? • Setting: where was the intervention delivered? • Exposure quantity and duration: how many sessions or episodes or events were intended to be delivered? How long were they intended to last? • Time span: how long was it intended to deliver the intervention to each unit? • Activities to increase compliance or adherence (eg, incentives)	11/21 19/21 19/21 13/21 10/21 16/21 20/21 21/21 7/21	52.4 90.5 90.5 61.9 47.6 76.2 95.2 100.0 33.3
Objectives	5	• Specific objectives and hypotheses	15/21	71.4
Outcomes	6	• Clearly defined primary and secondary outcome measures • Methods used to collect data and any methods used to enhance the quality of measurements • Information validated instruments such as psychometric and biometric properties	17/21 17/21 8/21	81.0 81.0 38.1
Sample size	7	• How sample size was determined and, when applicable, explanation of any interim analyses and stopping rules	5/21	23.8
Assignment method	8	• Unit of assignment (the unit being assigned to study condition, eg, individual, group, community) • Method used to assign units to study conditions, including details of any restriction (eg, blocking, stratification, minimization) • Inclusion of aspects employed to help minimize potential bias induced due to nonrandomization (eg, matching)	16/21 4/21 1/21	76.2 19.0 4.8
Blinding (masking)	9	• Whether or not participants, those administering the interventions, and those assessing the outcomes were blinded to study condition assignment; if so, statement regarding how the blinding was accomplished and how it was assessed	3/21	14.3
Unit of analysis	10	• Description of the smallest unit that is being analyzed to assess intervention effects (eg, individual, group, or community) • If the unit of analysis differs from the unit of assignment, the analytical method used to account for this (eg, adjusting the standard error estimates by the design effect or using multilevel analysis)	15/21 2/21	71.4 9.5
Statistical methods	11	• Statistical methods used to compare study groups for primary outcome(s), including complex methods for correlated data • Statistical methods used for additional analyses, such as subgroup analyses and adjusted analysis • Methods for imputing missing data, if used • Statistical software or programs used	20/21 2/21 3/21 10/21	95.2 9.5 14.3 47.6
<b>Results</b>				
Participant flow	12	• Flow of participants through each stage of the study: enrollment, assignment, allocation and intervention exposure, follow-up, analysis (a diagram is strongly recommended) • Enrollment: the numbers of participants screened for eligibility, found to be eligible or not eligible, declined to be enrolled, and enrolled in the study	4/21 8/21	19.0 38.1

(Continued)

Table 3 (Continued)

Paper section/topic	Item no.	Descriptor	N of yes	%
		• Assignment: the numbers of participants assigned to a study condition	20/21	95.2
		• Allocation and intervention exposure: the number of participants assigned to each study condition and the number of participants who received each intervention	21/21	100.0
		• Follow-up: the number of participants who completed the follow-up or did not complete the follow-up (ie, lost to follow up), by study condition	10/21	47.6
		• Analysis: the number of participants included in or excluded from the analysis, by study condition	13/21	61.9
		• Description of protocol deviations from study as planned, along with reasons	9/21	42.9
Recruitment	13	• Dates defining the periods of recruitment and follow-up	3/21	14.3
Baseline data	14	• Baseline demographic and clinical characteristics of participants in each study condition	15/21	71.4
		• Baseline characteristics for each study condition relevant to specific disease prevention research	7/21	33.3
		• Baseline comparisons of those lost to follow-up and those retained, overall and by study condition	2/21	9.5
		• Comparison between study population at baseline and target population of interest	1/21	4.8
Baseline equivalence	15	• Data on study group equivalence at baseline and statistical methods used to control for baseline differences	10/21	47.6
Numbers analyzed	16	• Number of participants (denominator) included in each analysis for each study condition, particularly when the denominators change for different outcomes; statement of the results in absolute numbers when feasible	18/21	85.7
		• Indication of whether the analysis strategy was “intention to treat” or, if not, description of how noncompliers were treated in the analyses	2/21	9.5
Outcomes and estimation	17	• For each primary and secondary outcome, a summary of results for each study condition, and the estimated effect size and a confidence interval to indicate the precision	2/21	9.5
		• Inclusion of null and negative findings	9/21	42.9
		• Inclusion of results from testing prespecified causal pathways through which the intervention was intended to operate, if any	3/21	14.3
Ancillary analyses	18	• Summary of other analyses performed, including subgroup or restricted analyses, indicating which are prespecified or exploratory	1/21	4.8
Adverse events	19	• Summary of all important adverse events or unintended effects in each study condition (including summary measures, effect size estimates, and confidence intervals)	4/21	19.0
<b>Discussion</b>				
Interpretation	20	• Interpretation of the results, taking into account study hypotheses, sources of potential bias, imprecision of measures, multiplicative analyses, and other limitations or weaknesses of the study	10/21	47.6
		• Discussion of results taking into account the mechanism by which the intervention was intended to work (causal pathways) or alternative mechanisms or explanations	15/21	71.4
		• Discussion of the success of and barriers to implementing the intervention, fidelity if implementation	9/21	42.9
		• Discussion of research, programmatic, or policy implications	9/21	42.9
Generalizability	21	• Generalizability (external validity) of the trial findings, taking into account the study population, the characteristics of the intervention, length of follow-up, incentives, compliance rates, specific sites/settings involved in the study, and other contextual issues	7/21	33.3
Overall evidence	22	• General interpretation of the results in the context of evidence and current theory	12/21	57.1

outcomes? (9.5%)”; and “Were the main outcomes analyzed according to the intention-to-treat principle? (14.3%)”.

## Discussion

### Overall evidence and quality assessment

There were only 21 nRCTs about aquatic exercise published from 2000 to July 20, 2009, possibly due to the increase in

studies with an RCT design. In previous SRs<sup>1-3</sup> of RCTs, the authors actually collected many articles that were published in 2000. Pooling of the data from nRCTs was not performed because of the heterogeneity of the studies, multiple outcome measurements, and overall poor presentation. We used the TREND and CLEAR-NPT checklists as quality assessments. There were serious problems with the

**Table 4** Evaluation of the quality of nonrandomized controlled trials by using the CLEAR-NPT checklist

Item	Practice; N (%)		
	Yes	No	Unclear
1. Was the generation of allocation sequences adequate? <sup>a</sup>	–	–	–
2. Was the treatment allocation concealed? <sup>a</sup>	–	–	–
3. Were details of the intervention administered to each group made available? <sup>b</sup>	17 (81.0%)	3 (14.3%)	1 (4.7%)
4. Were care providers' experience or skill <sup>c</sup> in each arm appropriate? <sup>d</sup>	7 (33.3%)	4 (19.1%)	10 (47.6%)
5. Was participant (ie, patients) adherence assessed quantitatively? <sup>e</sup>	6 (28.6%)	13 (61.9%)	2 (9.5%)
6. Were participants adequately blinded?	1 (4.8%)	19 (90.6%)	1 (4.8%)
6.1. If participants were not adequately blinded			
6.1.1. Were all other treatments and care (ie, cointerventions) the same in each randomized group?	5 (25.0%)	12 (60.0%)	3 (15.0%)
6.1.2. Were withdrawals and lost to follow-up the same in each randomized group?		14 (70.0%)	6 (30.0%)
7. Were care providers or persons caring for the participants adequately blinded?	2 (9.5%)	18 (85.8%)	1 (4.8%)
7.1. If care providers were not adequately blinded			
7.1.1. Were all other treatments and care (ie, cointerventions) the same in each randomized group?	4 (19.1%)	10 (52.6%)	5 (26.3%)
7.1.2. Were withdrawals and lost to follow-up the same in each randomized group?	0	11 (57.9%)	8 (42.1%)
8. Were outcome assessors adequately blinded to assess the primary outcomes?	2 (9.5%)	19 (90.5%)	0 (0.0%)
8.1. If outcome assessors were not adequately blinded, were specific methods used to avoid ascertainment bias (systematic differences in outcome assessment)? <sup>f</sup>	0	19 (100%)	0 (0%)
9. Was the follow-up schedule the same in each group? <sup>g</sup>	8 (38.1%)	7 (33.3%)	6 (28.6%)
10. Were the main outcomes analyzed according to the intention-to-treat principle?	3 (14.3%)	18 (85.7%)	0 (0.0%)

**Notes:** <sup>a</sup>First and second items were not described in order to RCT design; <sup>b</sup>The answer should be "yes" for this item if these data were either described in the report or made available for each arm (reference to a preliminary report, online addendum etc); <sup>c</sup>Care provider experience or skill will be assessed only for therapist-dependent interventions (ie, interventions where the success of the treatment are directly linked to care provider's technical skill). For other treatments, this item is not relevant and should be removed from the checklist or answered "unclear"; <sup>d</sup>Appropriate experience or skill should be determined according to published data, preliminary studies, guidelines, run-in period, or a group of experts and should be specified in the protocol for each study arm before the beginning of the survey; <sup>e</sup>Treatment adherence will be assessed only for treatments necessitating interventions (eg, physiotherapy that supposes several sessions, in contrast to a one-shot treatment such as surgery). For one-shot treatments, this item is not relevant and should be removed from the checklist or answered "unclear"; <sup>f</sup>The answer should be "yes" for this item, if the main outcome is objective or haed, or if outcomes were assessed by a blinded or at least an independent endpoint review committee, or if outcomes were assessed by an independent outcome assessor trained to perform the measurements in a standardized manner, or if the outcome assessor was blinded to the study purpose and hypothesis; <sup>g</sup>This item is not relevant for trials in which follow-up is part of the question. For example, this item is not relevant for a trial assessing frequent vs less frequent follow-up for cancer recurrence. In these situations, this item should be removed from the checklist or answered "unclear".

**Abbreviation:** RCT, randomized controlled trial.

conduct and reporting of the target articles. Our summaries detected omissions of description and nonfulfillments, including detailed information on participants, sample size, assessors, care (health care) providers, blinding, and analysis methods. Furthermore, the description of adverse events and withdrawals were generally insufficient. In the *Cochrane Review*,<sup>1</sup> there are strict eligibility criteria for a meta-analysis, and for each article, heterogeneity and low quality of reporting must first be excluded. Because there was insufficient evidence in studies of aquatic exercise, due to poor methodological and reporting quality and heterogeneity, we are unable to offer any conclusions about the effects of aquatic exercise based on an SR.

## Characteristics of articles

The relevant articles represented several studies of locomotorium diseases (N = 4), compared with few studies of respiratory, circulatory, and psychiatric diseases. This characteristic was apparent in the review article<sup>10</sup> of SRs of RCTs. In that review, there were many articles (N = 15) that targeted the health enhancement effect instead of a specific disease,

the primary and/or secondary outcome measurements and target participants varied, and a consistent trend was not detected.

We were interested in comparing not only nonintervention as the control, but also land exercise. There were five reports that defined land exercise as the control group, knee osteoarthritis<sup>19,28</sup> and rotator cuff tears<sup>35</sup> as the target disease; the remaining reports<sup>22,31</sup> were about healthy people. Two studies of knee osteoarthritis did not describe intervention effects. The recent meta-analysis<sup>2</sup> of RCTs showed no differences between aquatic exercise and land exercise for the pain-relieving effects on neurologic or musculoskeletal disease ( $P = 0.56$ ; weighted standardized mean difference (SMD), 0.11; 95% confidence interval [CI]:  $-0.27-0.50$ ; N = 103). Presently, we can not suggest that aquatic exercise is more effective than land exercise for pain relief in locomotorium diseases.

## Future research agenda

There were no studies to clarify the effects on serum lipids, body composition, or blood pressure as the main outcome

for patients with metabolic syndrome (MS). A joint scientific statement<sup>36</sup> about MS was issued recently, and many studies based on those criteria or outcomes should be started soon. Studies of aquatic exercise using prevention or cure as the outcome are also expected.

Table 5 shows the future research agenda for aquatic exercise. In advanced nations and areas, it appears that there is interest in studies about mental health as well as MS. Researchers should use the respective checklists for research design and intervention method, which would lead to improvement in the quality of the study, and contribute to the accumulation of evidence. Suitable comparisons are necessary to explain why aquatic exercise is better than other types of dynamic exercise. Aquatic exercise needs a valuable resource (hot water pool), which can not be overlooked in the study feasibility. A recent study<sup>37</sup> suggested that public health is moving toward the goal of implementing evidence-based interventions, but the feasibility of possible interventions and determining whether comprehensive and multilevel evaluations should be justified to accomplish it.

### Study limitations

This study was based on the PRISMA statement,<sup>38</sup> except for the meta-analysis. However, there were several limitations to the study. Some selection criteria were common to the studies, as described above; however, bias remained due to differences in eligibility for participation in each study. Publication bias was also a limitation. Since we did not limit our search to English, we found 11 articles (52%) published in Japanese. Furthermore, we did not check the references of hand-searches and did not contact institutions, societies, specialists known to have expertise in aquatic exercise, and authors of included studies to identify any additional published or unpublished data.

**Table 5** Future research agenda on aquatic exercise intervention

Item	Concrete agenda
Target disease <sup>a</sup> or prevention	1. The prevention and curative effect of metabolic syndrome 2. The prevention and the curative effect of mental diseases such as depression
Strengthening of quality	1. Set of research protocol, practice, description based on each respective checklist 2. Description of adverse event and withdrawal
Feasibility and intrinsic characteristic	1. Comparison with land exercise and/or other dynamic intervention 2. Description of intervention cost

**Note:** <sup>a</sup>The pain-relieving effect of chronic locomotorium diseases has already become clear from many randomized controlled trials.

In terms of quality assessment, disagreements and uncertainties were resolved by discussion between two authors; discussions with a third expert and contact with authors for the purpose of clarification were not allowed.

### Conclusion

Because there was insufficient evidence on aquatic exercise due to poor methodological and reporting quality, and heterogeneity of nRCTs, we were unable to offer any conclusions about the effects of this type of intervention. However, we were able to identify the problems with current nRCTs of aquatic exercise, and propose a strategy of strengthening study quality and stressing the importance of study feasibility as a future research agenda objective.

### Acknowledgments

This study was supported by the Health and Labour Sciences Research Grants (Research on Health Security Control: ID No. H20-007) from the Japanese Ministry of Health, Labour and Welfare in 2009. We would like to express our appreciation to Ms Rie Higashino, Ms Mari Makishi, and Ms Yukiko Yamada for their assistance in this study.

### Disclosure

The authors report no conflicts of interest in this work.

### References

1. Bartels EM, Lund H, Hagen KB, Dagfinrud H, Christensen R, Danneskiold-Samsøe B. Aquatic exercise for the treatment of knee and hip osteoarthritis. *Cochrane Database Syst Rev.* 2007;(4):CD005523.
2. Hall J, Swinkels A, Briddon J, McCabe CS. Does aquatic exercise relieve pain in adults with neurologic or musculoskeletal disease? A systematic review and meta-analysis of randomized controlled trials. *Arch Phys Med Rehabil.* 2008;89:873–883.
3. Bender T, Karaglle Z, Balint GP, Gutenbrunner C, Balint PV, Sukenik S. Hydrotherapy, balneotherapy, and spa treatment in pain management. *Rheumatol Int.* 2005;25:220–224.
4. Yamazaki F, Endo Y, Torii S, Sagawa S, Shiraki K. Continuous monitoring of change in hemodilution during water immersion in humans: effect of water temperature. *Aviat Space Environ Med.* 2000;71:632–639.
5. Gabrielsen A, Videbaek R, Johansen LB, et al. Forearm vascular and neuroendocrine responses to graded water immersion in humans. *Acta Physio Scand.* 2000;169:87–94.
6. Fam AG. Spa treatment in arthritis: a rheumatologist's view. *J Rheumatol.* 1991;18:1775–1777.
7. Kamioka H, Nakamura Y, Okada S, et al. Effectiveness of comprehensive health education combining lifestyle education and hot spa bathing for male white-collar employees: a randomized controlled trial with 1-year follow-up. *J Epidemiol.* 2009;19:219–230.
8. Kamioka H, Nakamura Y, Yazaki T, et al. Effectiveness of comprehensive health education combining hot spa bathing and lifestyle education in middle-aged and elderly women: one-year follow-up on randomized controlled trial of three- and six-month interventions. *J Epidemiol.* 2006;16:35–44.

9. Kamioka H, Ohshiro H, Mutoh Y, et al. Effect of long-term comprehensive health education on the elderly in a Japanese village: Unnan cohort study. *Int J Sports Health Sci.* 2008;6:60–65.
10. Kamioka H, Tsutani K, Okuizumi H, et al. Effectiveness of aquatic exercise and balneotherapy: a summary of systematic reviews based on randomized controlled trials of water immersion therapies. *J Epidemiol.* 2010;20:2–12.
11. Pittler MH, Karagülle MZ, Karagülle M, Ernst E. Spa therapy and balneotherapy for treating low back pain: meta-analysis of randomized trials. *Rheumatol.* 2006;45:880–884.
12. Jarlais DC, Lyles C, Crepaz N; for the TREND group. Improving the reporting quality of nonrandomized evaluations of behavioral and public health interventions. *Am J Public Health.* 2004;94:361–366.
13. Boutron I, Moher D, Tugwell P, et al. A checklist to evaluate a report of a nonpharmacological trial (CLEAR NPT) was developed using consensus. *J Clin Epidemiol.* 2005;58:1233–1240.
14. Atkins D, Best D, Briss PA, et al. Grading quality of evidence and strength of recommendations. *BMJ.* 2004;328:1490–1497.
15. Willén C, Sunnerhagen KS, Grimby G. Dynamic water exercise in individuals with late poliomyelitis. *Arch Phys Med Rehabil.* 2001;82:66–72.
16. Ebisu T, Kobayashi M, Katsuki T, Yanagimoto Y. Effectiveness of serum lipids on spa-walking [in Japanese]. *Health Care.* 2001;43:981–984.
17. Aoba T, Matsumoto T, Sugano A, Nomura T. The effects of enforcement water exercise class on hypotensive to blood pressure at elderly subjects [in Japanese with English abstract]. *Ann Reports Health Phys Educ Sports Sci.* 2001;20:99–104.
18. Yamada T, Watanabe E, Okada A, Takeshima N. Effects of water-based well-rounded exercise on vital age and physical fitness in older adults [in Japanese with English abstract]. *Jpn Soc Phys Anthropol.* 2002;7:87–93.
19. Murai E, Takeda Y, Imaya T, Uchiyama E, Nakazono K, Nakajima H. Exercise therapy for osteoarthritis of the knee -preliminarily study of water exercise [in Japanese with English abstract]. *J Jpn Soc Clin Sports Med.* 2002;10:54–60.
20. Igarashi Y, Kondo T, Yamaoka K, et al. Health effect of aquatic exercise therapy using a hot spring [in Japanese]. *Sick Body Phys.* 2002;36:11–14.
21. Pechter Ü, Ots M, Mesikepp S, et al. Beneficial effects of water-based exercise in patients with chronic kidney disease. *Int J Rehabil Res.* 2003;26:153–156.
22. Douris P, Southard V, Varga C, Schauss W, Gennaro C, Reiss A. The effect of land and aquatic exercise on balance scores in older adults. *J Geriatr Phys Ther.* 2003;26:3–6.
23. Liquori A, Widener G, Clark L. Effects of a 6-week prenatal water exercise program on physiological parameters and well-being in women with pregnancies in the 2nd–3rd trimesters: a pilot study. *J Section Women's Health.* 2003;27:11–19.
24. Lin SY-C, Davey RC, Cochrane T. Community rehabilitation for older adults with osteoarthritis of the lower limb: a controlled clinical trial. *Clin Rehabil.* 2004;18:92–101.
25. Akamine T, Yamanaka T, Taguchi N, et al. Effects of underwater exercise with hot spring bathing on middle aged people [in Japanese with English abstract]. *Kyushu Yamaguchi Sports Sci J.* 2005;17:7–12.
26. Takumi Y, Moriya K, Oda S, Adikari MO, Fukuoka E. Participation in an aquatic exercise class twice a week for 12 weeks improved physical fitness for good walking, walking self-efficacy on winter roads, mental health and QOL in elderly women [in Japanese with English abstract]. *Jpn J Biometeor.* 2005;42:17–27.
27. Takumi Y, Moriya K. Participation in an aquatic walking class for 12 weeks improved physical fitness for good walking, emotion and walking self-efficacy on winter roads in middle-aged and elderly women [in Japanese with English abstract]. *Jpn J Biometeor.* 2005;42:5–15.
28. Lee HY. Comparison of effects among Tai-chi exercise, aquatic exercise, and a self-help program for patients with knee osteoarthritis [in Korean with English abstract]. *J Korean Acad Nurs.* 2006;36:571–580.
29. Lord SR, Matters B, George RS, Thomas M, Bindon J, Chan DK-Y. The effects of water exercise on physical functioning in older people. *Australasian J Ageing.* 2006;25:36–41.
30. Smith SA, Michel Y. A pilot study on the effects of aquatic exercises on discomforts of pregnancy. *J Obstet Gynecol Neonatal Nurs.* 2006;35:315–323.
31. Chishaki A, Makaya M, Nagahiro C, et al. Comparison of usefulness between water exercise and gymnastic exercise, Jikyoyjutsu, in maintaining physical ability for the elderly [in Japanese with English abstract]. *Memoirs Dep Health Sci Sch Med Kyushu Univ.* 2006;7:23–32.
32. Kawasaki T, Muratani H, Ozoe N, Higaki H, Kawasaki J. The effect of aquatic exercise on preventing falls and life-style related disease among middle-aged and elderly people [in Japanese]. *Jpn J Clin Exper Med.* 2007;84:402–411.
33. Nishikawa A, Ueda Y, Wakayama K, Hayashi Y. Effect of aquatic walking on the cardiovascular patients in our hospital and health-related QOL- in comparison with indoor exercise therapy [in Japanese]. *JJCR.* 2008;13:135–138.
34. Rotstein A, Harush M, Vaisman N. The effect of a water exercise program on bone density of postmenopausal women. *J Sports Med Phys Fitness.* 2008;48:352–359.
35. Brady B, Redfern J, Macdougall G, Williams J. The addition of aquatic therapy to rehabilitation following surgical rotator cuff repair: a feasibility study. *Physiother Res Int.* 2008;13:153–161.
36. Alberti KGMM, Eckel RH, Grundy SM, et al. Harmonizing the metabolic syndrome: a joint interim statement of the International Diabetes Federation TaskForce on Epidemiology and Prevention; National Heart, Lung, and Blood Institute; American Heart Association; World Heart Federation; International Atherosclerosis Society; and International Association for the Study of Obesity. *Circulation.* 2009;120:1640–1645.
37. Bowen DJ, Kreuter M, Spring B, et al. How we design feasibility studies. *Am J Prev Med.* 2009;36:452–457.
38. Liberati A, Altman DG, Tetzlaff J, et al. The PRISMA statement for reporting systematic reviews and meta-analyses of studies that evaluate health care interventions: explanation and elaboration. *Ann Intern Med.* 2009;151:W65–W94.

## Appendix I References to studies excluded from this review

No.	Author. Journal (Year)	Title	Reason for exclusion
E1	Bar-Or. <i>Phys Sport Med</i> (2000)	Juvenile obesity, physical activity, and lifestyle changes	Review article
E2	Biering-Sørensen et al. <i>Spinal Cord</i> (2000)	Bacterial contamination of bath-water from spinal cord lesioned patients with pressure ulcers exercising in the water	No intervention by aquatic exercise
E3	Darby et al. <i>J Sports Med Phys Fitness</i> (2000)	Physiological responses during two types of exercise performed on land and in the water	Cross-over design
E4	Hsieh. <i>MAMM</i> (2000)	Aquatic exercise makes a splash	Program idea
E5	Jamison. <i>Rehab Management</i> (2000)	Long-term rehab. The healing properties of water	Review article
E6	Sugano et al. <i>J Physiol Anthropol Appl Hum Sci</i> (2000)	Influence of water exercise and land stretching on salivary cortisol concentrations and anxiety in chronic low back pain patients	Cross-over design
E7	Watanabe et al. <i>Percept Mot Skills</i> (2000)	Comparison of water- and land-based exercise in the reduction of state anxiety among older adults	RCT
E8	Alzugaray. <i>Midwifery Today</i> (2001)	American AquaNatal: a midwifery-based holistic prenatal water exercise and educational program	Program idea
E9	Hartmann et al. <i>Geburtsh Frauenheilk</i> (2001)	"Aqua-Fit" during pregnancy: Maternal and fetal hemodynamic responses during rest, immersion and exercise	No control group
E10	Piso et al. <i>Phys Med Rehabil Kuror</i> (2001)	Analgesic effects of sauna in fibromyalgia	RCT
E11	Postollec. <i>Back on Track</i> (2001)	Back on Track Aquatic therapy can help patients with back pain resume normal activity	Program idea
E12	Shono et al. <i>J Physiol Anthropol</i> (2001)	Physiological responses to water-walking in middle aged women	Physiological responses (regulatory experiment group versus the other group)
E13	Watanabe et al. <i>Percept Mot Skills</i> (2001)	Effects of increasing expenditure of energy during exercise on psychological well-being in older adults	No control group
E14	Seki et al. <i>Bul of Nurs College, Wakayama Med Univ</i> (2001)	The effects of maintaining health by exercising in the water in middle to old-aged women	No control group
E15	Belza et al. <i>Nus Res</i> (2002)	Does adherence make a difference	RCT
E16	Huey et al. <i>Best of Both Worlds</i> (2002)	Combining aquatics with land exercise effectively reduces back pain	Program idea
E17	V. Kendrick et al. <i>J Aquatic Phys Ther</i> (2002)	Effects of water exercise on improving muscular strength and endurance in suburban and inner city older adults	Cohort study
E18	Warden et al. <i>Sports Med</i> (2002)	Aetiology of rib stress fractures in rowers	Review article
E19	Weinsier et al. <i>An J Clin Nutr</i> (2002)	Free-living activity energy expenditure in women successful and unsuccessful at maintaining a normal body weight	No intervention by aquatic exercise
E20	Winter et al. <i>J Aquatic Phys Ther</i> (2002)	Effects of aquatic lumbar stabilization and strengthening exercise protocol on chronic low back pain patients	No control group
E21	Sudo et al. <i>Ann reports Health Phys Educ Sports Sci</i> (2002)	Effects of the underwater exercise on elderly with low-muscle strength	Cross-sectional study
E22	Tsushita et al. <i>J Aquatic Health Med</i> (2002)	Effect of aquatic exercise on lifestyle-related diseases in middle-aged women	No control group
E23	Campbell et al. <i>Med Sci Sports Exer</i> (2003)	Metabolic and cardiovascular response to shallow water exercise in young and older women	Physiological responses
E24	Charitopoulos et al. <i>J Human Mov Stud</i> (2003)	Application of an aqua exercise programme in children with exercise induced asthma	No control group
E25	Driver et al. <i>J Cognit Rehabil</i> (2003)	Effect of an aquatics program on psycho/social experiences of individuals with brain injuries: a pilot study	Case report
E26	Gyurcsik et al. <i>Arthritis Rheum</i> (2003)	Exercise-related goals and self-efficacy as correlates of aquatic exercise in individuals with arthritis	Cross-sectional study
E27	Mayo Clin. <i>Health Lett</i> (2003)	Water exercise for arthritis: low-impact fitness	Health letter
E28	Suomi et al. <i>Arch Phys Med Rehabil</i> (2003)	Effects of arthritis exercise programs on functional fitness and perceived activities of daily living measures in older adults with arthritis	RCT
E29	Weidner et al. <i>Aktuelle Rheumatologie</i> (2003)	Rheumatism and Sports	Review article
E30	Yurtkuran et al. <i>Am J Phys Med Rehabil</i> (2003)	Evaluation of hormonal response and ultrasonic changes in heel bone by aquatic exercise in sedentary postmenopausal women	RCT

(Continued)

## Appendix I (Continued)

No.	Author. Journal (Year)	Title	Reason for exclusion
E31	Sugano et al. <i>Bull Inst Health Sport Sci, Univ of Tsukuba</i> (2003)	Prescription of water exercise for low back pain patients. Influence of water exercise and land stretching on salivary cortisol concentrations and anxiety in chronic low back pain patients	Study report
E32	Matsumoto et al. <i>Ann Reports Health Physl Educ Sports Sci</i> (2003)	Blood chemical values in elderly persons performing habitual aquatic exercise	Cross-sectional study
E33	Benelli et al. <i>J Strength Cond Res</i> (2004)	Physiological responses to fitness activities: a comparison between land-based and water aerobics exercise	Cross-over design
E34	Booth. <i>Activ Adapt Aging</i> (2004)	Water exercise and its effect on balance and gait to reduce the risk of falling in older adults	Cross-sectional study
E35	Preis et al. <i>Fisioterapia em Movimento</i> (2004)	Análise de um programa de execução de saltos múltiplos verticais no meio líquido e no solo	Biomechanical trial
E36	Roebers et al. <i>J Neurol Phys Ther</i> (2004)	Effects of an aquatics exercise program on quality of life measures for individuals with progressive multiple sclerosis	No control group
E37	Aoba et al. <i>Kokushikan Soc Sport Sci</i> (2004)	The effect of continuation term on BP at water exercise	No retrospective comparison between aquatic exercise group and drop out group of aquatic exercise
E38	Ashida et al. <i>Ann Reports Misasa Med Center, Okayama Univ</i> (2004)	Clinical study on reduction of costs of drugs for the treatment of asthma in relation to the administration method	Not intervention study
E39	Katayama et al. <i>Descente Sports Sci</i> (2004)	Effects of weight reduction through dietary restriction and exercise training on blood fluidity in obese middle-aged women	No intervention by aquatic exercise
E40	Higuma et al. <i>J Oita Med Assoc</i> (2004)	Rehabilitation after TKA in a hospital	Cross-sectional study
E41	Barry Dale et al. <i>Rehabil Management</i> (2005)	Aquatic therapy offers benefits to a wide range of clinical populations	Review article
E42	Cider et al. <i>Clin Physiol Funct Imaging</i> (2005)	Cardiorespiratory effects of warm water immersion in elderly patients with chronic heart failure	Comparison between patients on healthy people
E43	Kelly et al. <i>Development Med Child Neurol</i> (2005)	Aquatic exercise for children with cerebral palsy	Review article
E44	Kato et al. <i>Research Reports Suzuka Univ Med Sci Technol</i> (2005)	Influence of aquatic-exercise on arterial blood pressure and acceleration plethysmogram in middle-aged women	Case report
E45	Matsubara et al. <i>Ishikawa J Nurs</i> (2005)	Case-control study on long-term effect of programmed movement practice course combined with bathing in hot spring	Case-control study
E46	Gusi et al. <i>Arthritis Rheum</i> (2006)	Exercise in waist-high warm water decreases pain and improves health-related quality of life and strength in lower extremities in women with fibromyalgia	RCT
E47	Katia et al. <i>JAGS</i> (2006)	Older people involved in physical activity benefit from water exercise, showing longer total sleep time	Letter to the journal's editor
E48	Goto et al. <i>J Jpn Assoc Phys Med Balneol Climatol</i> (2006)	The effect of Spa-aqua therapy on lifestyle-related diseases in collaboration with public spa facility	No control group
E49	Kokubu et al. <i>Hip Joint</i> (2006)	Effect of underwater exercise for hip joint disease	Cross-sectional study
E50	Yano et al. <i>Jpn J Phys Fitness Sports Med</i> (2006)	Effect of fluid in ingestion on physiological response before walking in a pool	No intervention by aquatic exercise
E51	Brody. <i>J Aquatic Phys Ther</i> (2007)	Aquatic physical therapy practice analysis	Practice analysis
E52	Goodwin. <i>OT Practice</i> (2007)	Exploring the effects of a swim program for clients with down syndrome	No control group
E53	Kang et al. <i>J Gerontol Nurs</i> (2007)	Aquatic exercise in older Korean women with arthritis	No control group
E54	Kron. <i>Complementary Med</i> (2007)	Water therapies	Review article
E55	McManus B. <i>Pedia Phys Ther</i> (2007)	The effect of aquatic therapy on functional mobility of infants and toddlers in early intervention	RCT
E56	Magkos et al. <i>Clin J Sports Med</i> (2007)	The bone response to nonweight-bearing exercise is sport-, site-, and sex-specific	Cross-sectional study
E57	Schmid et al. <i>Heart</i> (2007)	Influence of water immersion, water gymnastics and swimming on cardiac output in patients with heart failure	Physiological responses of various performances in water
E58	Alpert. <i>Cardiology</i> (2008)	A water-based exercise program for patients with coronary artery disease	Editorial comment

(Continued)

**Appendix I (Continued)**

No.	Author. Journal (Year)	Title	Reason for exclusion
E59	Hujibregts et al. <i>Top Stroke Rehabil</i> (2008)	Implementation, process, and preliminary outcome evaluation of two community programs for persons with stroke and their care partners	Not intervention by aquatic exercise
E60	Kelley et al. <i>Therapeutic Recreation J</i> (2008)	Comparing the effects of aquatic and land-based exercise on the physiological stress response of women with fibromyalgia	A single-subject alternating treatment design
E61	Tokmakidis et al. <i>Cardiology</i> (2008)	Training, detraining and retraining effects after a water-based exercise program in patients with coronary artery disease	RCT
E62	Colado et al. <i>Eur J Appl Physiol</i> (2009)	Effects of aquatic resistance training on health and fitness in postmenopausal women	RCT
E63	Fragala-Pinkham et al. <i>Pedia Phys Ther</i> (2009)	An aquatic physical therapy program at a pediatric rehabilitation hospital: a case series	Case report
E64	Laurent et al. <i>Euro Soc Cardiol</i> (2009)	Training-induced increase in nitric oxide metabolites in chronic heart failure and coronary artery disease: an extra benefit of water-based exercises?	RCT
E65	Schmid et al. <i>Heart</i> (2009)	Influence of water immersion, water gymnastics and swimming on cardiac output in patients with heart failure	No intervention by aquatic exercise
E66	Souza Vale et al. <i>Arch Gerontol Geriatrics</i> (2009)	Effects of muscle strength and aerobic training on basal serum levels of IGF-I and cortisol in elderly women	No intervention by aquatic exercise
E67	Tolomio et al. <i>Clin Ter</i> (2009)	Effects of a combined weight- and non weight-bearing (water) exercise program on bone mass and quality in postmenopausal women with low bone mineral density	No intervention by aquatic exercise

**Abbreviations:** IGF-I, insulin-like growth factor-I; RCT, randomized controlled trial.

International Journal of General Medicine

**Publish your work in this journal**

The International Journal of General Medicine is an international, peer-reviewed open-access journal that focuses on general and internal medicine, pathogenesis, epidemiology, diagnosis, monitoring and treatment protocols. The journal is characterized by the rapid reporting of reviews, original research and clinical studies across all disease areas.

Submit your manuscript here: <http://www.dovepress.com/international-journal-of-general-medicine-journal>

A key focus is the elucidation of disease processes and management protocols resulting in improved outcomes for the patient. The manuscript management system is completely online and includes a very quick and fair peer-review system. Visit <http://www.dovepress.com/testimonials.php> to read real quotes from published authors.

Dovepress



## Duplicate publication cases in the field of Kampo (Japanese herbal medicine) in Japan

Masamichi Kitagawa<sup>1</sup>, Kiichiro Tsutani<sup>2</sup>

1. Academic Information Center, The Jikei University School of Medicine, Tokyo 105-8461, Japan

2. Department of Drug Policy and Management, Graduate School of Pharmaceutical Sciences, The University of Tokyo, Tokyo 113-0033, Japan



**Objective:** Duplicate publication has a negative influence on science and publishing communities. We found duplicate publication cases in the field of Kampo (traditional Japanese herbal medicine) while compiling the Evidence Reports of Kampo Treatment (EKAT) 2009 published by the Special Committee for Evidence-based Medicine (EBM), the Japan Society for Oriental Medicine (JSOM). Therefore, we checked the articles that appeared in the EKAT 2009 and analyzed how duplicate publication occurred.

**Methods:** The EKAT 2009 contains structured abstracts of 320 randomized controlled trial studies. We checked 384 articles referred to by the structured abstracts to identify duplicate publications according to the following criteria: hypothesis and results are the same; the authors are in common; no description as to a secondary publication is offered; no cross-references to related papers.

**Results:** Eleven articles that appeared in the EKAT 2009 were identified as duplicate publications. These articles showed four duplicate patterns: reproducing an already published article with the same sample data and results ( $n=3$ ); adding new sample data with the same results ( $n=1$ ); reporting part of the preliminary sample with the same results ( $n=1$ ); translating an original article into another language ( $n=6$ ).

**Conclusion:** Among the 11 duplicate publications in the EKAT 2009, we discovered 4 duplicate patterns. These patterns reflect Japanese researchers' behavior that leads to the production of duplicate publications: the authors complete a previous article and submit it to a more prestigious journal; translate an original English article for Japanese physicians without referring to the original paper. To raise the awareness of duplicate publication among researchers, the understanding of publication ethics is essential.

**Keywords:** medicine, Kampo; literature; scientific misconduct

 Open Access 开放获取	 Submission Guide 投稿指南
<p>DOI: 10.3736/jcim20111003  <a href="http://www.jcimjournal.com">http://www.jcimjournal.com</a></p> <p>Kitagawa M, Tsutani K. Duplicate publication cases in the field of Kampo (Japanese herbal medicine) in Japan. <i>J Chin Integr Med.</i> 2011; 9(10): 1055-1060.</p> <p>Kitagawa M, Tsutani K. 日本传统汉方医学文献的重复发表案例. <i>中西医结合学报.</i> 2011; 9(10): 1055-1060.</p> <p>Received June 25, 2011; accepted July 20, 2011; published online October 15, 2011.</p> <p>Full-text LinkOut at PubMed. Journal title in PubMed: <i>Zhong Xi Yi Jie He Xue Bao.</i></p> <p><b>Correspondence:</b> Masamichi Kitagawa; Tel: 81-3-3433-1111 ext. 2121; E-mail: kitagawa@jikei.ac.jp</p>	<p><i>Journal of Chinese Integrative Medicine (JCIM)</i> or <i>Zhong Xi Yi Jie He Xue Bao</i> is an international, peer-reviewed, open access journal for the study of complementary and alternative medicine or integrative medicine from all regions of the world. <i>JCIM</i> is indexed in PubMed and Directory of Open Access Journals (DOAJ). <i>JCIM</i> is a member journal of CrossRef. Articles published in <i>JCIM</i> have maximum exposure to the international scholarly community.</p> <p><b>Submit your manuscript here:</b>  <a href="http://mc03.manuscriptcentral.com/jcim-en">http://mc03.manuscriptcentral.com/jcim-en</a> (for manuscripts written in English)  <a href="http://mc03.manuscriptcentral.com/jcim-cn">http://mc03.manuscriptcentral.com/jcim-cn</a> (for manuscripts written in Chinese)</p> <ul style="list-style-type: none"> <li>• No submission and page charges for manuscripts written in English</li> <li>• Quick decision and rapid publication</li> </ul> <p>Send your postal address by e-mail to <a href="mailto:jcim@163.com">jcim@163.com</a>, we will send you a complimentary print issue upon receipt.</p> <p>ISSN 1672-1977. Published by JCIM Press, Shanghai, China.</p>

In the Uniform Requirements for Manuscripts (URM) (updated in April 2010)<sup>[1]</sup>, duplicate publication is defined as the “publication of a paper that overlaps substantially with one already published in print or electronic media”. Journal readers are supposed to be able to trust that what they are reading is original; therefore, a clear statement should be made when authors and editors intentionally republish an article. The practice of duplicate publication is not appropriate for a number of reasons; it breaks copyright laws; it wastes journal spaces and the time of editors, peer reviewers and readers; and it distorts the evidence of a meta-analysis by double counting or improper weighting of the results of a single study, which undermines the integrity of science<sup>[1-3]</sup>.

However, publishing overlapping information is appropriate in some situations, such as translating an article into other languages for various groups of readers or creating guidelines or reviews that contain material reported in other journals<sup>[4]</sup>. In such situations, URM requires authors to inform the editor that the manuscript being submitted includes subjects that overlap with a previous report.

On the other hand, the opportunity for researchers to publish more than one paper from one study is increasing. Researchers are working in a “publish or perish” environment where competition for academic posts, promotions and grant applications are strongly influenced by their number of publications; therefore they are under pressure to increase the number of publications<sup>[5]</sup>. While researchers may profit from duplicate publications, they should nonetheless notify the editor when submitting overlapping information. Covert duplicate publication should be regarded as unacceptable and as increasing the amount of redundant material in the literature.

With the increased awareness of publication ethics, not only publishing but also science research communities are paying more attention to how the practice of duplicate publication is performed. Japanese medical researchers are also required to

be aware of duplicate publication. If not, they may unknowingly submit and publish an overlapping report improperly, which will be regarded as unethical conduct.

We encountered some duplicate publication cases in the field of Kampo (traditional Japanese herbal medicine) while compiling the Evidence Reports of Kampo Treatment (EKAT) 2009<sup>[6]</sup> published by the Special Committee for Evidence-based Medicine (EBM), the Japan Society for Oriental Medicine (JSOM). The Special Committee for EBM was established in 2001. The purpose of publishing the EKAT 2009 is to present evidence on Kampo treatment by using structured abstracts that refer to related articles, among which we encountered duplicate publications. The structured abstract form is based on the headings proposed by Altman *et al*<sup>[7]</sup>.

Therefore, we decided to analyze how cases of duplicate publication occurred among articles that appeared in the EKAT 2009<sup>[6]</sup>.

## 1 Methods

**1.1 Articles reported in the EKAT 2009** The EKAT 2009 contains structured abstracts of 320 randomized controlled trials (RCTs) reported in 384 articles. Each structured abstract deals with one RCT, so the number of structured abstracts is also 320. Out of 320 structured abstracts, 267 refer to one article, while 53 refer to multiple articles (Table 1).

**Table 1 Number of articles in the EKAT 2009**

Types of structured abstracts	Number of structured abstracts	Number of articles
One abstract refers to 1 article	267	266 *
One abstract refers to 2 articles	42	82 **
One abstract refers to 3 articles	9	27
One abstract refers to 4 articles	1	4
One abstract refers to 5 articles	1	5
Total	320	384

\* : One article was referred to twice; \*\* : two articles were referred to twice. EKAT: Evidence Reports of Kampo Treatment.



### Related Articles 推荐阅读

国际医学期刊编辑委员会. 生物医学期刊投稿的统一要求——生物医学论文的写作与编辑(一). 中西医结合学报. 2010; 8(10): 901-905.

International Committee of Medical Journal Editors. Uniform requirements for manuscripts submitted to biomedical journals: writing and editing for biomedical publication (Chinese version, part one). *J Chin Integr Med.* 2010; 8(10): 901-905.

**Free full text available at** <http://www.jcimjournal.com/FullText2.aspx?articleID=jcim20101015>

国际医学期刊编辑委员会. 生物医学期刊投稿的统一要求——生物医学论文的写作与编辑(二). 中西医结合学报. 2010; 8(11): 1001-1005.

International Committee of Medical Journal Editors. Uniform requirements for manuscripts submitted to biomedical journals: writing and editing for biomedical publication (Chinese version, part two). *J Chin Integr Med.* 2010; 8(11): 1001-1005.

**Free full text available at** <http://www.jcimjournal.com/FullText2.aspx?articleID=jcim20101117>

**More free related articles at** <http://www.jcimjournal.com/FullText2.aspx?articleID=jcim20111003>

**1.2 Articles investigated** In the EKAT 2009, duplicate publications are likely to appear in the same structured abstract, since articles reporting the same RCT are collected in the same abstract. Therefore, we focused on 53 structured abstracts that refer to multiple articles, whereas the remaining 267 structured abstracts refer to only one article. In the 53 structured abstracts, 118 articles are reported and these articles can be categorized into six types (Table 2).

**Table 2 Classification of types of 118 articles referred to by 53 structured abstracts in the EKAT 2009**

Types of structured abstracts	Number of articles
Original papers*	37 (in 24 structured abstracts)
Quasi-original papers**	13 (in 6 structured abstracts)
Conference papers, abstracts, and posters	30
Secondary publications	28
Advertisements	7
Reports	3
Total	118

\* : Abstracts follow the IMRAD (introduction, materials and methods, results, and discussion) format; \*\* : abstracts do not follow the IMRAD format. EKAT : Evidence Reports of Kampo Treatment .

According to the URM<sup>[1]</sup>, original papers that follow preliminary reports displayed at professional meetings, such as abstracts and posters, are not regarded as duplicate publications. So we checked 37 original papers and 13 quasi-original papers (totally 50) to detect duplication. We

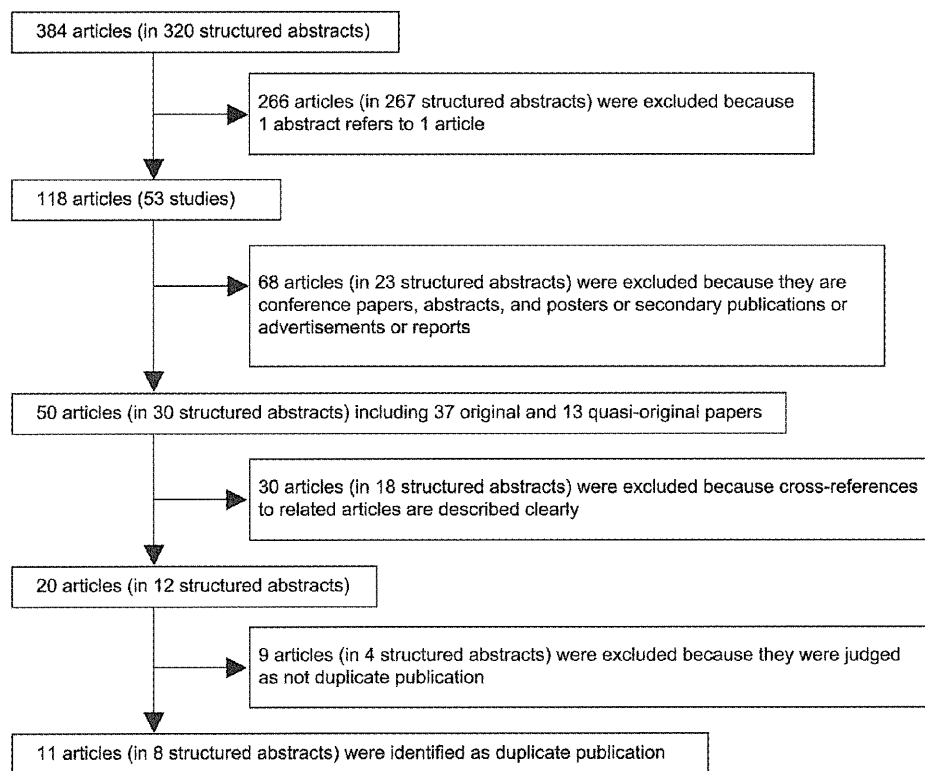
excluded articles other than original and quasi-original papers from this research.

Quasi-original papers are papers based on original research but not described according to the IMRAD (introduction, materials and methods, results, and discussion) format, which is generally regarded as a standard format for scientific papers.

**1.3 Identification of duplicate publications** The URM<sup>[1]</sup> stipulates that an article that overlaps with any article that is already published should inform readers on the title page that it has been published in whole or in part and should include cross-references to related articles. Taking into account the description in the URM, we considered what criteria to use to identify an article as duplicate publication: hypothesis and results are the same; authors are in common; no description as secondary publication; no cross-reference to related articles.

**2 Results**

First, we screened 50 original and quasi-original papers according to the criteria established (Table 3), and we suspected 20 articles of being duplicate publication. Second, we checked the 20 articles and excluded 9 articles from the duplicate publication group for the following reasons: references to the related articles were described although they were not stated clearly; results were similar but not judged as being the same. Finally, we identified 11 articles in 8 structured abstracts appeared in the EKAT 2009 as duplicate publication (Figure 1).



**Figure 1 Research process and results**

To analyze the practice of duplicate publication, we defined five patterns of duplication by using the classification proposed by Von Elm *et al*<sup>[8]</sup> (Table 3).

We discovered five patterns among 11 duplicate articles (Table 4): reproducing an already published article with the same sample data and results (Pattern 1,  $n = 3$ ); adding new sample data with the same results (Pattern 2,  $n = 1$ ); reporting part of the preliminary sample with the same results (Pattern 3,  $n = 1$ ); translating an

original article into another language (Patterns 4A and 4B,  $n = 6$ ).

**Table 3 Duplicate publication patterns**

Pattern No.	Definitions
1	Same sample and same results
2	Increased sample and same results
3	Decreased sample and same results
4A	Translation from Japanese original to English
4B	Translation from English original to Japanese

**Table 4 Duplicate publications in the EKAT 2009**

Study	Main/Duplicate	Article type	Publication year	Language	Indexed in MEDLINE	Indexed in Web of Science	First author	Duplicate pattern*
A	Main	Original	1990	Japanese	—	—	Changed	4A
	Duplicate	Original	1992	English	—	—		
B	Main	Original	1993	Japanese	—	—	Same	2
	Duplicate	Original	1993	Japanese	—	—		
C	Main	Original	2004	English	✓	✓	Same	1
	Duplicate 1	Original	2004	English	—	—		
	Duplicate 2	Review	2007	Japanese	—	—		
	Duplicate	Review	2007	English	—	—		
D	Main	Quasi-original	2003	Japanese	—	—	Same	4A
	Duplicate	Original	2006	English	✓	✓		
E	Main	Original	1998	English	—	—	Changed	4B
	Duplicate 1	Original	1998	Japanese	—	—		
	Duplicate 2	Review	1999	Japanese	—	—		
F	Main	Original	1998	Japanese	—	—	Same	4A
	Duplicate	Original	2003	English	✓	✓		
G	Main	Original	2002	Japanese	—	—	Same	1
	Duplicate	Quasi-original	2002	Japanese	—	—		
H	Main	Original	2002	Japanese	—	—	Changed	4A
	Duplicate	Original	2003	English	✓	✓		

\* : Duplicate patterns are shown in Table 3. EKAT: Evidence Reports of Kampo Treatment.

Study E (Table 4) authors in the main article were divided into two groups, each group wrote Duplicate 1 and Duplicate 2, respectively. Although the duplicate article of Study G (Table 4) cited the main article, we identified it as duplicate, because it cited the main article when it was in press. The authors seemed to submit the same results simultaneously to two journals.

Three review articles are in the list of duplicate publications (Table 4). Publishing overlapping information in review articles is regarded as appropriate; however, these 3 articles do not have a cross-reference to related articles.

### 3 Discussion

To our knowledge, this is the first comprehensive research to analyze the practice of duplicate publication performed in the field of Kampo in Japan. The existence of duplicate publications was revealed during the compiling process of the EKAT 2009. The EKAT 2009 lists related RCT articles in each structured abstract, which assists in finding articles that report the same results.

Eleven duplicate publications were found in the

EKAT 2009 showing five patterns (Table 4) that seem to reflect the relation between publishing behavior of Japanese Kampo researchers and the practice of duplicate publication: whereby the authors complete a previous article and submit it to a more prestigious journal, especially a journal written in English (Patterns 1 and 4A); members of the same project publish articles separately (Pattern 3); translate an original English article for Japanese physicians without referring to the original (Patterns 1 and 4B).

Many Japanese researchers seem not to be aware of the problematic aspects of duplicate publication and submit overlapping manuscripts to increase the number of papers. Or some graduate students take their university's in-house journal as a way of publishing their manuscript to obtain their degree. After obtaining the degree, they write a complete paper and submit to a prestigious journal without citing the previously published paper.

In the field of Kampo, during the process of disseminating drug information to clinicians, original papers are sometimes rewritten in a plain and easy-to-understand way, or pharmaceutical