

予測されている(図5)。例として、雲南省、広西省において、麻薬の使用と売春は最も主要な伝播経路となっている。また、全国範囲で2006年から同性愛者による感染が含まれた性的による感染陽性率は顕著的に増加し、2007年には麻薬の使用による感染の感染率より上回った(図6)。また、売血と血液製品の汚染による感染は合計で全体の24.5%になり、河南省におけるエイズの流行の主要な原因となっていた。

上海において、2006年11月までに累計したHIV感染者の人数は2216例になり、その内、エイズ発症した者は219例であり、エイズによる死亡例は97例であった。新增症例は621例であり、その内の46例はエイズ患者であった。新增のエイズによる死亡例は14症例であった。上海は流動人口が最も多い都市として、性的による感染は主要なHIV/AIDS伝播経路と考えられ、High risk groupから一般住民へ拡散する恐れは極めて高いと示唆されている。

2. 上海における流動人口の状況

80年代後半から上海における外来人口数(流動人口)は増える一方である。1988年には106万人が報告されたが、6年後の1993年に約1.5倍の251万まで上った。その後、1997年に外来人口数は少し減少傾向見られたが、2000年にまた再び増加し、歴史で最高の387万人に達した(図7)。性別による差があまり見られない。その内、男性の割合は女性より稍多く、全体の58%と占めている(図8)。外来人口の年齢構成を解析した。家庭としての登録と個人としての登録の二種類に分けられている。いずれでも、明らかに若い人の割合は非常に高いと見られている。個人として登録した場合は15-34歳の人が75.5%になっているが、0-14歳の子供と60歳以上の高齢者は非常に少なく、それぞれ1.9%と0.7%になっている。一方、家庭として登録した場合は15-34歳の人数が55.2%と占めているが、0-14歳の子供の人数は17.2%であり、個人として登録した場合より、顕著的に多くなっている。また、60歳以上の高齢者の人数は個人として登録した場合の4倍になっている。しかし、35-59歳の人数は両方の差が認められなかった(図9)。

20-34歳の女性の人数は外来人口の全体の7割弱と占め、40歳以上の人数は1割未満となっている。また、15歳以上20歳未満の人口は13.7%になっている。女性の未生育者の人数は36.9%となっている。出産経験がある女性の内、約6割の女性は一人の子供を有しているが、全体の3.8%の女性は3人以上の子供を育てていると示された(図10)。

外来人口の教育状況を調べた。小学校・中学校教育を受けた人の人数は全体の79.8%であるが、学校に行っていない人の数は4.8%しかない(図11)。高校と専門学校に通った人の数は11.2%になるが、短大と大学卒の人数は比較的少なく、合わせて4.7%となっている。また、大学院レベルの人数は僅か0.2%である。教育を受けるチャンスは比較的平等であり、男女の差は認められなかった。大学と大学院教育において、男性の割合は稍高い傾向が見られた(図12)。流動人口の元職を調べた。全体の85%の人は農村部から、本来は農業従事者であり、上海に移動する目的として高い給料など経済の改善など求められている(図13)。上海における外来人口の滞在期間は(図14)のように示している。滞在期間は半年から4年までに滞在する人口が最も多い、全体の6割になっている。逆に、1ヵ月以下の短期間と10年以上の長期間滞在する人の人数の割合は比較的少ないことが示されている。

考察

中国は世界における最大の発展途上国である。一旦、中国において、HIV/AIDS がパンデミックになれば、中国だけではなく、世界的な危機になるかもしれないと言われている。現在中国におけるエイズの罹患率はまだ比較的到低いレベルに留まっているが、総人口という分母が多すぎるので、決して油断することは出来ない。従来、エイズは主に麻薬使用者や性的産業の従事者あるいは同性愛者で伝播していたが、近年エイズの流行はこういう高危険のグループ (high risk group) から、一般の人群に移行する傾向が見られた。

経済開発の副作用と言われる地域間及び都市部と農村部における格差が広がっていることにより、経済の改善を求める大量の農村部からの人口が郷に離れ、東部あるいは都市部に入り、大規模で移動している。外来人口により、急速な都市化が進む一方であり、治安や健康衛生上の問題も生じている。外来人口は学歴の低下や専門知識の不足などの原因で就職先の選択肢は非常に少ない。男性の場合大勢の人は建築業や工場などの体力仕事に従事し、女性特に若い女性はそれに加え、ナイトクラブやマッサージなど娯楽業で働き、極端の例として性産業に従事する人も少なくない。また、中国特有な戸籍政策により、外来人口は本籍地以外の地方で健康保険や年金制度などに適応しないこととなっている。このような外来人口は経済的弱い立場から、性感染症 (STD) や HIV/AIDS を含む多数の感染症に感染され易い high risk group になっていると指摘された。中国流動人口登録制度により、新しい外来人口は暫住所在地の公安部門に登録する義務があるとなっているが、実際に行う人数は本の一部でしかない。従って、都市における流動人口の現状を把握するのは非常に困難であり、HIV/AIDS 流行の対策上において、重要な一環であると考えられている。また、中国にいる日本の邦人は既に 10 万も超え、これからも増加する傾向が予測され、特に上海にいる日本人の数は世界で一番多いと示されている。行動パターンにより、STD や HIV/AIDS の感染は十分に考えられる。上海における在留邦人の健康管理として、現地のエイズに関する情報の提供はとても重要なことになってくる。

本研究の第一段階において、まず中国における流動人口の全体像を把握した上で、外来人口の多い都市である上海と北京に研究サイトとして決定した。先に、上海における外来人口の一般状況を調べ、人口学的な情報を得た。これは次の研究の基礎となり、非常に重要な調査であると考えられている。研究の第二段階として、外来人口という high risk group に介入を行い、該当者への STD 及び HIV/AIDS の診断を実施し、エイズに関する知識を高めるのは目標の一つである。サイト研究による経験をまとめた上で、中国衛生部門にも提言すると考えられている。

文献

1. 野内英樹, 伊藤千頭. 厚生労働省科学研究費補助金エイズ対策研究事業. 先進諸国におけるエイズ発生動向, 調査体制, 対策の分析に関する研究. 「海外日本人駐在員の HIV 感染リスクと日系企業の対策に関する研究」平成 18 年度研究報告書: 124-140.
2. UNAIDS China. A joint assessment of HIV/AIDS prevention, treatment and care in China (2007). State council AIDS working committee office, UN theme group on AIDS in China. 2007.
3. UNAIDS. Keeping the promise—summary of the declaration of commitment on HIV/AIDS. Unites nation general assembly special session on HIV/AIDS. 2002

4. UNAIDS. 2008 Report on the global AIDS epidemic. UNAIDS. 2008.
5. UNGASS. UNGASS country progress report. UNGASS.2007
6. 中国国家统计局. 中国統計年鑑 2002.
<http://www.stats.gov.cn/yearbook2001/indexC.htm>. 2002.
7. 日本外務省. 海外安全に関する意識調査.
<http://www.mofa.go.jp/mofaj/toko/tokei/pubanzen/2007.html>. 2008
8. 日本外務省. 海外在留邦人数調査統計 平成 20 年速報版.
<http://www.mofa.go.jp/mofaj/toko/tokei/hojin/08/pdfs/1.pdf>. 2008
9. 上海市人口普查办公室. 上海市 2000 年人口普查資料（外来流动人口普查数据）. 2002.

資 料

IDENTIFICATION	
001	CLUSTER NUMBER.....
002	BROTHEL NUMBER.....
003	INTERVIEWER NUMBER.....
004	YEAR/MONTH/DAY OF INTERVIEW/...../.....

Section 1: Socio-demographic Data

NO.	QUESTIONS AND FILTERS	CODING CATEGORIES	SKIP TO
101	How old are you this year?	AGE (YEARS) [_ / _]	
102	What is your main occupation?	HAIRDRESSER..... 1 SEX WORKER..... 2 MASSEUSE..... 3	
103	To which ethnic group do you belong?	Dai..... 1 Ahka..... 2 Lahu..... 3 Bulang..... 4 Han..... 5 Yi..... 6 Wa..... 7 OTHER _____ 8	
104	What is your highest education level?	NO SCHOOLING..... 1 PRIMARY (1-6 YEARS)..... 2 LOWER SECONDARY (7-9 YEARS)..... 3 HIGHER SECONDARY (10-12 YEARS)..... 4 TECHNICAL AND UNIVERSITY..... 5	
105	Are you married, not married, or divorced?	MARRIED..... 1 NOT MARRIED..... 2 DIVORCED..... 3 WIDOWED..... 4	

NO.	QUESTIONS AND FILTERS	CODING CATEGORIES	SKIP TO
106	How many people are you supporting (children, parents or others) now?	NONE..... 0 ONE..... 1 TWO..... 2 THREE..... 3 FOUR..... 4 FIVE..... 5 MORE THAN FIVE _____ (specify)	
107	How long have you worked as a sex worker?	MONTHS []/[]	
108	How much do you earn a month?	¥[] [] [] [] DON'T KNOW.....99	
109	What other countries have you worked as a sex worker before?	THAILAND..... 1 MALAYSIA..... 2 SINGAPORE..... 3 NONE..... 4 OTHERS _____ 5	

Section 2: Sexual Partners

NO.	QUESTIONS AND FILTERS	CODING CATEGORIES	SKIP TO
	<p>I am going to ask you some personal questions about sex. We are asking these questions to learn about the problems you face in your work, so that we can help you to make life safer. (We know that some of you have sex.) Please answer the questions honestly. Remember, your name is not on this questionnaire.</p>		
201	At what age did you first have sexual intercourse?	AGE (YEARS) [__/__]	
	<p>Now I like to ask something about the men you have sex with since you started work as a sex worker.</p>		
202	How many men did you have sex with during a usual week?	[__][__][__]	
203	Of these men, how many were: (a) your clients (b) your boyfriends (c) your steady/regular boyfriend (d) your husband	NUMBER [__][__][__] [__][__][__] [__][__][__] [__][__][__]	
204	How often did you and your clients use condoms in a usual week? PROMPT ANSWERS 1 TO 5	EVERYTIME..... 1 MORE THAN HALF THE TIME.....2 ABOUT HALF THE TIME..... 3 LESS THAN HALF THE TIME..... 4 NEVER.....5 DON'T KNOW..... 99	
205	How often did you and your non-paying men (meaning your boyfriend or casual partner) use condoms in a usual week? PROMPT ANSWERS 1 TO 5	EVERYTIME..... 1 MORE THAN HALF THE TIME.....2 ABOUT HALF THE TIME..... 3 LESS THAN HALF THE TIME..... 4 NEVER.....5 NO BOYFRIEND/CASUAL PARTNER..... 9 DON'T KNOW..... 99	
206	How often did you and your husband use condoms in a usual week? PROMPT ANSWERS 1 TO 5	EVERYTIME..... 1 MORE THAN HALF THE TIME.....2 ABOUT HALF THE TIME..... 3 LESS THAN HALF THE TIME..... 4 NEVER.....5 NO HUSBAND..... 9 DON'T KNOW..... 99	

NO.	QUESTIONS AND FILTERS	CODING CATEGORIES	SKIP TO
207	Have you ever had oral sex (meaning putting your mouth on the penis)?	YES..... 1 NO..... 2	→ 209
208	How often would you use condoms when you have oral sex?	ALWAYS..... 1 SOMETIMES..... 2 HARDLY EVER..... 3	
209	Have you ever had anal sex?	YES..... 1 NO..... 2	→ 211
210	Do you use condoms when you have anal sex?	ALWAYS..... 1 SOMETIMES..... 2 HARDLY EVER..... 3	
211	Think about the men you had sex with or slept with in the last 7 days. How many clients did have in the last 7 days?	[][][]	
212	How many times was a condom used with your clients in the last 7 days?	[][][]	If none, → 217
213	How many times did your clients' condom break in the last 7 days?	[][][]	
214	Which condom breaks easily?	PSI (Orange)..... 1 PSI (Purple)..... 2 Ming Liu..... 3 Ao Ni..... 4 OTHERS _____	
214a	How many times did your clients' condom slip in the last 7 days?	[][][]	
215	Of these clients, how many did you ask to use a condom?	[][][]	
216	Out of these ____ (above number) clients, how many agree to use condoms?	[][][]	
217	When your clients do not want to use condoms, do you refuse vaginal sex with them? PROMPT ANSWERS	Yes, I always refuse sex with them..... 1 Yes, I sometimes refuse sex with them..... 2 No, I did not refuse sex with them..... 3	

NO.	QUESTIONS AND FILTERS	CODING CATEGORIES	SKIP TO
218	If your client refused to use condoms, do you offer other alternatives to "keep the client"?	No..... 1 Yes _____	
219	Do you have a boyfriend or husband?	BOYFRIEND.....1 HUSBAND.....2 BOYFRIEND AND HUSBAND.....3 NONE.....4	→ 230
220	FILTER CHECK: 217 HAS BOYFRIEND [] ↓	 NO BOYFRIEND [] →	→ 225
221	How many times did you have sex with your boyfriend in the last 7 days?	[][]	
222	How many times was a condom used with your boyfriend in the last 7 days?	[][]	If none, → 225
223	How many times did you ask your boyfriend to use a condom?	[][]	
224	Out of these ____ (above number) times, how many times did he agree?	[][]	
225	FILTER CHECK: 217 HAS HUSBAND [] ↓	 NO HUSBAND [] →	→ 230
226	How many times did you have sex with your husband in the last 7 days?	[][]	
227	How many times was a condom used with your husband in the last 7 days?	[][]	If none, → 230
228	How many times did you ask your husband to use a condom?	[][]	
229	Out of these ____ (above number) times, how many times did he agree?	[][]	

NO.	QUESTIONS AND FILTERS	CODING CATEGORIES	SKIP TO																																													
230	<p>Think about the <u>last time</u> you have sex.</p> <p>Who was he?</p>	CLIENT..... 1 STEADY BOYFRIEND..... 2 CASUAL BOYFRIEND..... 3 HUSBAND..... 4																																														
231	Did you and he use a condom?	YES..... 1 NO..... 2 DON'T KNOW..... 99	→ 233 → 234																																													
232	Who suggested condom use at that time?	MYSELF..... 1 PARTNER..... 2 BOTH..... 3 DON'T KNOW..... 99	→ 234 → 234 → 234 → 234																																													
233	<p>Why didn't you and he use a condom that time?</p> <p>DO NOT READ OUT. MORE THAN ONE ANSWER IS POSSIBLE.</p> <p>(a) Not available</p> <p>(b) Too expensive</p> <p>(c) My partner was drunk</p> <p>(d) Partner objected because he didn't like them</p> <p>(e) Partner objected because he trusts me</p> <p>(f) I don't like them</p> <p>(g) I used other contraceptive</p> <p>(h) I didn't think it was necessary</p> <p>(i) I didn't think of it</p> <p>(j) I don't know how to persuade him to use condom</p> <p>(k) I was afraid to ask him use a condom</p> <p>(l) I love him</p> <p>(m) I trust him</p> <p>(n) I want to have a child</p> <p>(o) OTHERS _____ (specify)</p>	<table style="width: 100%; border: none;"> <thead> <tr> <th></th> <th style="text-align: center;">Y</th> <th style="text-align: center;">N</th> </tr> </thead> <tbody> <tr><td>(a)</td><td style="text-align: center;">1</td><td style="text-align: center;">2</td></tr> <tr><td>(b)</td><td style="text-align: center;">1</td><td style="text-align: center;">2</td></tr> <tr><td>(c)</td><td style="text-align: center;">1</td><td style="text-align: center;">2</td></tr> <tr><td>(d)</td><td style="text-align: center;">1</td><td style="text-align: center;">2</td></tr> <tr><td>(e)</td><td style="text-align: center;">1</td><td style="text-align: center;">2</td></tr> <tr><td>(f)</td><td style="text-align: center;">1</td><td style="text-align: center;">2</td></tr> <tr><td>(g)</td><td style="text-align: center;">1</td><td style="text-align: center;">2</td></tr> <tr><td>(h)</td><td style="text-align: center;">1</td><td style="text-align: center;">2</td></tr> <tr><td>(i)</td><td style="text-align: center;">1</td><td style="text-align: center;">2</td></tr> <tr><td>(j)</td><td style="text-align: center;">1</td><td style="text-align: center;">2</td></tr> <tr><td>(k)</td><td style="text-align: center;">1</td><td style="text-align: center;">2</td></tr> <tr><td>(l)</td><td style="text-align: center;">1</td><td style="text-align: center;">2</td></tr> <tr><td>(m)</td><td style="text-align: center;">1</td><td style="text-align: center;">2</td></tr> <tr><td>(n)</td><td style="text-align: center;">1</td><td style="text-align: center;">2</td></tr> </tbody> </table>		Y	N	(a)	1	2	(b)	1	2	(c)	1	2	(d)	1	2	(e)	1	2	(f)	1	2	(g)	1	2	(h)	1	2	(i)	1	2	(j)	1	2	(k)	1	2	(l)	1	2	(m)	1	2	(n)	1	2	
	Y	N																																														
(a)	1	2																																														
(b)	1	2																																														
(c)	1	2																																														
(d)	1	2																																														
(e)	1	2																																														
(f)	1	2																																														
(g)	1	2																																														
(h)	1	2																																														
(i)	1	2																																														
(j)	1	2																																														
(k)	1	2																																														
(l)	1	2																																														
(m)	1	2																																														
(n)	1	2																																														
234	<p>What do you think is your chance of getting AIDS/STIs from your client?</p> <p>PROMPT ANSWER</p>	NONE..... 1 LOW..... 2 HIGH..... 3																																														
235	<p>What do you think is your chance of getting AIDS/STIs from your boyfriend?</p> <p>PROMPT ANSWER</p>	NONE..... 1 LOW..... 2 HIGH..... 3																																														

NO.	QUESTIONS AND FILTERS	CODING CATEGORIES	SKIP TO
236	What do you think is your chance of getting AIDS/STIs from your husband? PROMPT ANSWER	NONE..... 1 LOW..... 2 HIGH..... 3	
237	What do you think is your chance of spreading AIDS/STIs to your client? PROMPT ANSWER	NONE..... 1 LOW..... 2 HIGH..... 3	
238	What do you think is your chance of spreading AIDS/STIs to your boyfriend? PROMPT ANSWER	NONE..... 1 LOW..... 2 HIGH..... 3	
239	What do you think is your chance of spreading AIDS/STIs to your husband? PROMPT ANSWER	NONE..... 1 LOW..... 2 HIGH..... 3	
240	Does your boss support you in using condoms?	YES..... 1 NO..... 2	
241	How confident are you in getting your clients to use condoms? PROMPT ANSWERS 1 TO 3	NOT CONFIDENT AT ALL..... 1 QUITE CONFIDENT..... 2 VERY CONFIDENT..... 3 DON'T KNOW..... 99	
242	Do you agree or not agree with these statements: You cannot get or buy condoms easily (condoms are not available).	YES..... 1 NO..... 2	
243	Condoms are very expensive.	YES..... 1 NO..... 2	
244	You are afraid to ask your clients to use condoms.	YES..... 1 NO..... 2	
245	It is no point asking your clients to use condoms because they will not use them anyway.	YES..... 1 NO..... 2	
246	Most of your clients objected to use condoms when you asked them.	YES..... 1 NO..... 2	
247	Most of your clients don't like to use condoms.	YES..... 1 NO..... 2	

NO.	QUESTIONS AND FILTERS	CODING CATEGORIES	SKIP TO
248	You'll lose your clients if you ask them to use condoms.	YES..... 1 NO..... 2	
249	You often take alcohol.	YES..... 1 NO..... 2	
250	You know how to persuade your clients to use condom.	YES..... 1 NO..... 2	
252	Your boss will be unhappy with you if you ask your clients to use condoms.	YES..... 1 NO..... 2	

Section 3: Knowledge on Sexually Transmitted Illnesses

NO.	QUESTIONS AND FILTERS	CODING CATEGORIES	SKIP TO
301	Have you ever heard of diseases that can be transmitted through sexual intercourse?	YES..... 1 NO.....2	→ 309
302	Can you describe any symptoms of STI in women? ...Any others? DO NOT READ OUT THE SYMPTOMS CIRCLE ALL MENTIONED MORE THAN ONE ANSWER IS POSSIBLE	Y N (a) ABDOMINAL PAIN.....1 2 (b) DISCHARGE FROM VAGINA... 1 2 (c) FOUL SMEELING DISCHARGE..... 1 2 (d) BURNING PAIN ON URINATION..... 1 2 (e) GENITAL ULCERS/SORES..... 1 2 (f) ITCHING..... 1 2 (g) OTHER _____ 1 2 (h) DON'T KNOW..... 1 2	
303	Can you describe any symptoms of STI in men? ...Any others? DO NOT READ OUT THE SYMPTOMS CIRCLE ALL MENTIONED MORE THAN ONE ANSWER IS POSSIBLE	Y N (a) DISCHARGE FROM PENIS..... 1 2 (b) BURNING PAIN ON URINATION..... 1 2 (c) GENITAL ULCERS/SORES..... 1 2 (d) SWELLINGS IN THE GROIN AREA..... 1 2 (e) OTHER _____ 1 2 (f) DON'T KNOW..... 1 2	
304	Have you had a vaginal discharge from last year's ____ (month) to this year's ____ (month) (1 year)?	YES..... 1 NO..... 2 DON'T KNOW.....99	→ 306 → 306
305	What is the colour of the discharge?	WHITE..... 1 YELLOW..... 2 GREENISH.....3 DON'T KNOW.....99	
306	Have you had a genital ulcer/sore from last year's ____ (month) to this year's ____ (month) (1 year)?	YES..... 1 NO..... 2 DON'T KNOW.....99	

NO.	QUESTIONS AND FILTERS	CODING CATEGORIES	SKIP TO
307	Have you had pain on passing urine from last year's ___ (month) to this year's ___ (month) (1 year)?	YES..... 1 NO..... 2 DON'T KNOW.....99	
308	Have you had itchiness of your vulva/vagina/genitals from last year's ___ (month) to this year's ___ (month) (1 year)?	YES..... 1 NO..... 2 DON'T KNOW.....99	
309	FILTER CHECK: 304, 306, 307, 308 HAD VAGINA DISCHARGE/ GENITAL ULCER/ PAIN ON PASSING URINE/ ITCHNESS OF GENITALS IN LAST 12 MONTHS [] ↓	NO VAGINA DISCHARGE/ GENITAL ULCER/ PAIN ON PASSING URINE/ ITCHNESS OF GENITALS IN LAST 12 MONTHS [] →	→ 311
310	What did you first do when you last had _____? ONLY ONE ANSWER	(a) Seek treatment from standard hospital?.....1 (b) Seek treatment from standard clinics?.....2 (c) Seek treatment from private hospitals?.....3 (d) Seek treatment from private clinics?.....4 (e) Seek advice/medicine from pharmacy?.....5 (f) Seek treatment from traditional Chinese healer?.....6 (g) Took medicine you had at home?.....7 (h) OTHER 8 DON'T REMEMBER.....99	
311	I would like to ask you some questions about HIV. Have you ever heard of HIV or the disease called AIDS?	YES..... 1 NO..... 2	→ END
312	Do you know anyone who is infected with HIV or who has died of AIDS?	YES..... 1 NO..... 2 DON'T KNOW.....99	
313	Can you protect yourself from getting HIV by using a condom correctly every time you have sex?	YES..... 1 NO..... 2 DON'T KNOW.....99	

NO.	QUESTIONS AND FILTERS	CODING CATEGORIES	SKIP TO
314	Can you get HIV from mosquito bites?	YES..... 1 NO..... 2 DON'T KNOW.....99	
315	Can you get HIV by sharing a meal with someone who is infected?	YES..... 1 NO..... 2 DON'T KNOW.....99	
316	Can you get HIV by getting injections with a needle that was already used by someone else?	YES..... 1 NO..... 2 DON'T KNOW.....99	
317	Do you think a healthy-looking person can be infected with HIV?	YES..... 1 NO..... 2 DON'T KNOW.....99	
318	Can AIDS be cured?	YES..... 1 NO..... 2 DON'T KNOW.....99	
319	Can a pregnant woman infected with HIV pass the virus to her unborn child?	YES..... 1 NO..... 2 DON'T KNOW.....99	
320	Have you ever had a HIV test? (Do not need to know result of test)	YES..... 1 NO..... 2	→ END
321	Did you voluntary undergo the HIV test, or were you required to have the test?	VOLUNTARY..... 1 REQUIRED..... 2	
322	When did you have your most recent HIV test?	WITHIN THE PAST YEAR..... 1 BETWEEN 1 TO <2 YEARS AGO..... 2 BETWEEN 2 TO <4 YEARS AGO..... 3 ≥4 YEARS AGO..... 4 DON'T KNOW.....99	

THANK YOU FOR YOUR TIME.

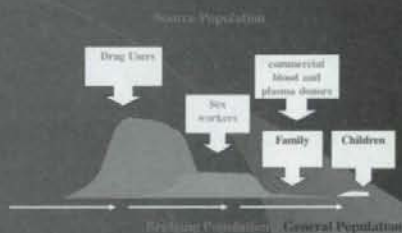
HIV/AIDS and related social factors in China

Cai Guoxi, Taro Yamamoto, Qin Liang
Feb, 2009

Forward

China is a huge country with multicultural and multiethnic characteristics accompanied by wide geographic and socio-demographic variations. China's large and ethnically diverse population, its geographic expanse, rapid economic growth, institutional transition from a planned to an open economy, and the evolution of social norms, have all shaped the growing HIV/AIDS epidemic..

HIV epidemic in China



The latest data on HIV/AIDS in China

- By the end of October 2007, the cumulative number of reported HIV positive cases was 223,501 in China, with 62,838 AIDS cases and 22,205 deaths.

Characteristics of epidemic

- In general, HIV prevalence for the whole nation remains *LOW* (0.24/1000 (700,000/1.3 billion)), but clusters of high prevalence exist, both geographically and among specific sub-group populations.
- However, the situation is **CRITICAL**:
- The epidemic is developing among sex workers, pregnant women, drug users and MSM to different extent.
- The number of AIDS-related deaths is increasing with the proportion of female HIV cases as well.

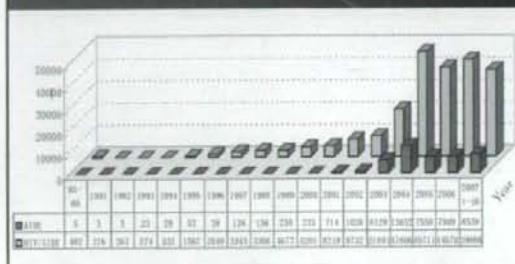
Estimation of HIV/AIDS cases

The latest estimation results also indicated that as of the end of 2007, there were approximately 700,000 people currently living with HIV/AIDS in the whole country which was less than expected.

An estimation of 85,000 people living with AIDS.

In the year of 2007, there were an estimated number of 50,000 new HIV infections identified, with estimated 20,000 deaths.

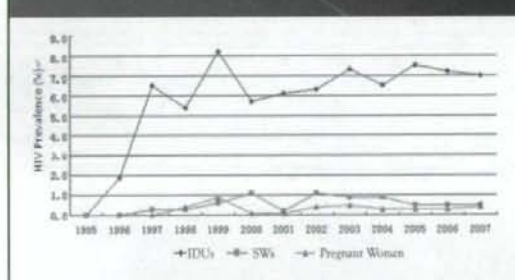
Annual reported HIV positives and cases in China 1985-2007.10



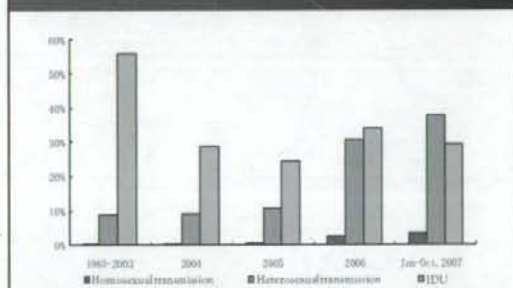
Geographic distribution of cumulative reported HIV positives in China (as of October 2007)



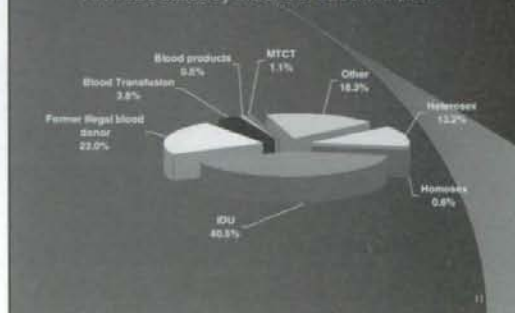
Sentinel surveillance data on IDUs, sex workers and pregnant women 1995 - 2007



Distribution of sexual and IDU transmissions of HIV from web-based reporting



Modes of transmission among cumulative reported HIV/AIDS cases by the end of December, 2006



Injecting drug users (IDUs)

- Injecting drug use has been the dominant route for HIV infection in China. Currently, there are one million drug users in China. Sixty-one percent are injecting and over 50% share needles.
- HIV/AIDS transmission through injecting drug use is associated with 43.9% of HIV infections in China.

Former plasma donors(1)

- Commercial plasma donation with unhygienic re-fusion of red blood cells (RBC) was common in rural communities in the early 1990s.
- Donation procedures reused unsterilized equipment that allowed blood-borne infections to spread rapidly through the local donor population. The rate of FPDs infected with HIV was between 10% (the lowest area) and 60% (the highest area).

Former plasma donors(2)

- The 2003 estimated figure was 199 000 FPDs living with HIV. In 2005, the estimated numbers of infected former plasma/blood donors fell from 199 000 to 55 000.
- This group is now reaching a stage of high mortality. It is estimated that there were at least 10 000 deaths in 2005 alone.

Commercial sex workers(1)

- HIV infection among heterosexual groups are rising rapidly because of flourishing commercial sex services, despite China's abolition of brothels in 1955. The national estimate of the number of Commercial sex workers (CSWs) in 2001 was about 4 million.
- Large numbers of CSWs in coastal area and big cities doing transient sex work is now common in hotels, pubs, hairdressing salons, bathing centers, massage parlors, song bars and ballrooms, or from the streets.

Commercial sex workers(2)

- Along with the growth of commercial sex and continued low rate of condom use, sexually transmitted diseases (STDs) have increased sharply.
- CSWs have an important bridging role in transmitting HIV from core groups to the general population.

Men who have sex with men(1)

- There are up to 8 million MSM with a 1%–4% rate of HIV infection in China. Unprotected sexual activities, including group sex, anal sex, casual sex and commercial sex are prevalent among Chinese MSM. While homosexual activities are not illegal in China, they are not considered socially acceptable. Homosexual or bisexual men still hide their sexual orientation and often marry women. Married MSM may acquire HIV from their high risk male sexual partner and transmit it to their wives.

Men who have sex with men(2)

- MSM has become a rapidly growing group in the HIV epidemic in China and they are at high risk of HIV infection and contribute to the spread of HIV to women and the general population. In addition, groups of male commercial sex workers have appeared in large cities. A survey show that 38% of MSM investigated in four cities in China had paid for sex.

Sex topic

- Sex continues to be a relatively taboo topic in Chinese society, and prostitution is illegal and considered a moral and social issue, making sex education and condom promotion more difficult.
- The government has recently pledged to provide free condoms for all HIV/AIDS patients as part of a larger strategy to ensure 50% of members of high-risk groups are using condoms and provide knowledge for preventing HIV and STD to high-risk groups.

19

Discrimination(1)

- Despite recent efforts to de-stigmatize HIV/AIDS, entrenched discrimination towards people who are affected by HIV/AIDS still exists. A difficult ethical issue is laws prohibiting prostitution and drug use in China which force prostitutes and intravenous drug users underground, giving them no chance to access information, education and the services needed to protect them.

20

Discrimination(2)

- The stigmatization is dangerous, as it discourages people from adequately learning about the disease, and discourages them from disclosing that they are infected. It also silences the dialogue between people, dialogues that could be as effective as government policies in HIV prevention.

21

Possible trends of HIV epidemic in China

- Number of HIV cases is increasing as a result of cumulative cases and people practicing high risk behaviors.
- With the decrease of the proportion of IDU-related infections, the proportion of HIV infections via sexual transmission is increasing.
- MSM becomes visible. Many of them are practicing high risk behavior.
- Families of the HIV cases are under high risk.
- Increasing of HIV infections and AIDS-related deaths.

22

Challenges

- Mobilization at the provincial level
- Public awareness
- Discrimination and stigmatization

23

中国におけるHIV/AIDS と人口流動

山本太郎 長崎大学総合医学研究所国際保健学分野
 参 亮 久留米大学医学部感染症学講座臨床感染症学部門
 藤 国喜 総合地球環境学研究所

Table 1 Country Profiles of China

	2006	2005	2004
Population, total (millions)	1,262.65	1,204.50	1,211.80
Population growth (annual %)	0.7	0.6	0.6
Surface area (sq. km) (thousands)	9,598.10	9,598.10	9,598.10
Life expectancy at birth, total (years)	70	72	72
Mortality rate, under-5 (per 1,000 live births)	27	25	24
Adult literacy (84+ %)	90.9	82.5	82
Family Aids, total (adults and spouses)	1.5	1.5	1.5
Immunization, measles (% of children ages 12-59 months)	85	86	93
GNI, Atlas method (current US\$) (billions)	1,168.88	2,275.67	2,620.95
GNI per capita, Atlas method (current US\$)	930	1,740	2000

Data from: World Bank Group, UNFICID Institute for Statistics

表 2 人口の主な指標

人口構成:	男女比	都市、農村部人口比	
	51.46/48.54	37.66/62.34	
各年齢人数割合(%)	0-14	15-64	65歳以上
	22.89	70.15	6.96
民族人口構成:	人数(万人)	総人口の割合(%)	
漢民族	115940	91.59	
55の少数民族	10643	8.41	

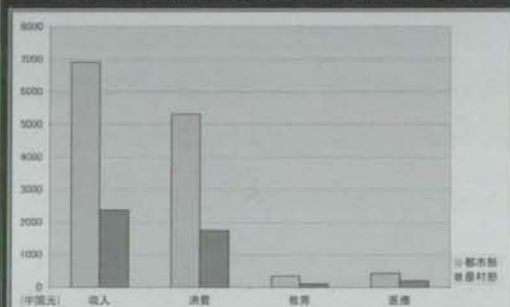
出所:「中国統計年鑑2002」

表 3 東部と西部の格差が広がっている

指標	東部	西部
人口数(万人)	47,922	36,447
出生率(‰)	9.88	14.80
死亡率(‰)	5.90	6.42
人口増加率(%)	3.98	8.42
国内総生産額(GDP)(億元)	81,393.17	1,8248.44
US\$ (億) 2,398.77	US\$ (億) 2,198.61	
家庭の収入(元)	都市部: 6,677.61	都市部: 6,775.04
	農村部: 3,696.74	農村部: 1,652.96
文盲率(文字)人口数(人)	30,339,344 (8.3%)	31,610,599 (8.7%)
教育費用(万元)	20,847,303(94.2%)	7,349,442(20.7%)
病院のベッド数(万)	134.4	83.5
医療従事者(万人)	235.2	119.6

出所:「中国統計年鑑2002」

表 4 都市部と農村部の格差が広がっている



出所:「中国統計年鑑2002」

Table 5 Current situation of HIV/AIDS epidemic in China, year 2006

	Cumulative Reported cases	Estimated cases
People living with HIV	223,501	700,000 (550,000-850,000)
AIDS cases	62,838	85,000 (60,000-90,000)
New HIV infections	-	50,000 (40,000-60,000)
AIDS deaths	22,295	20,000 (15,000-25,000)
Prevalence of HIV infections (%)	-	0.05 (0.04-0.07)

(Derived from: 5th Ann. progress report of HIV/AIDS prevention, treatment and care in China 2007, UN-AIDS)