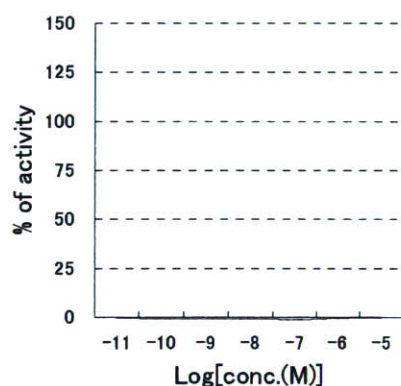


sample No. AT180
 chemical name Thiophanate
 CAS. 23564-06-9

AR agonist assay

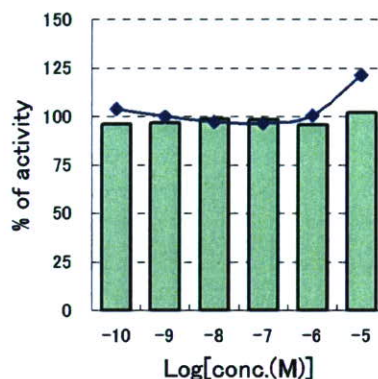
LOG[conc.(M)]	luc
-5	-0.3
-6	-0.6
-7	-1.3
-8	-0.9
-9	-1.2
-10	-1.0
-11	-0.7



AR antagonist assay

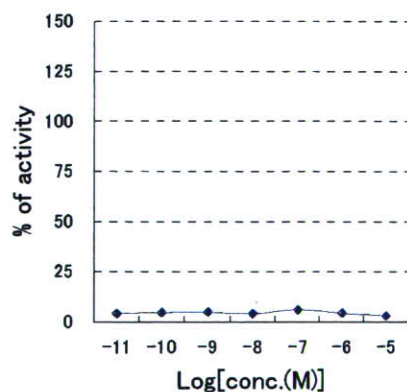
LOG[conc.(M)]	luc	ren
-5	121	102
-6	100	96
-7	96	98
-8	97	99
-9	100	97
-10	104	96

Cell viability



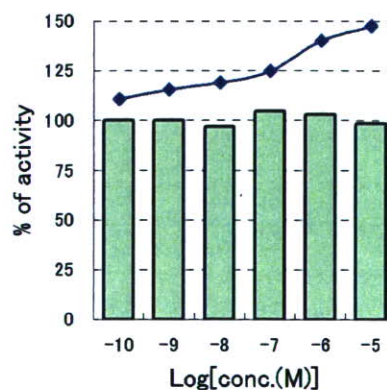
TRβ-RXR agonist assay

LOG[conc.(M)]	luc
-5	3.0
-6	4.3
-7	6.0
-8	4.0
-9	4.9
-10	4.7
-11	4.1



TRβ-RXR antagonist assay

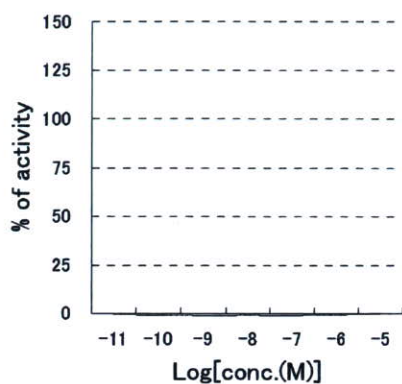
LOG[conc.(M)]	luc	ren
-5	147	99
-6	140	103
-7	125	105
-8	119	97
-9	116	100
-10	110	100



sample No. AT181
 chemical name Pichtosin
 CAS. 125-12-2

AR agonist assay

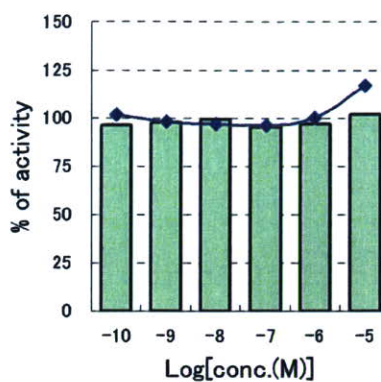
LOG[conc.(M)]	luc
-5	-0.3
-6	-0.9
-7	-1.4
-8	-1.1
-9	-1.5
-10	-1.0
-11	-0.7



AR antagonist assay

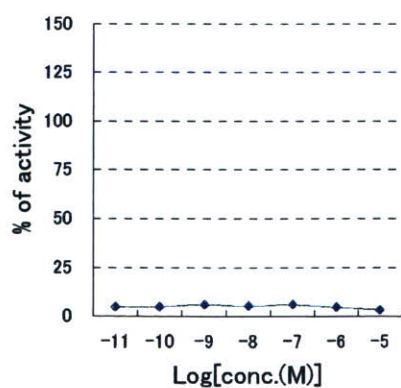
LOG[conc.(M)]	luc	ren
-5	117	102
-6	100	97
-7	96	95
-8	97	99
-9	98	98
-10	102	97

Cell viability



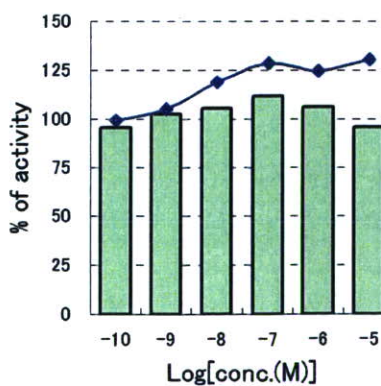
TRβ-RXR agonist assay

LOG[conc.(M)]	luc
-5	2.9
-6	4.6
-7	5.7
-8	5.0
-9	5.6
-10	4.7
-11	4.8



TRβ-RXR antagonist assay

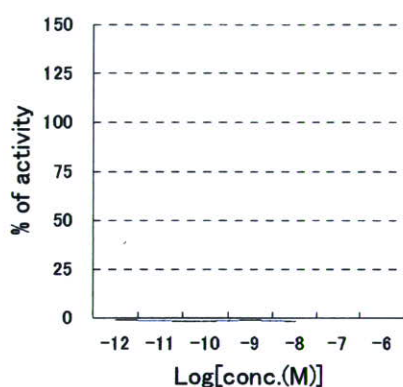
LOG[conc.(M)]	luc	ren
-5	130	96
-6	124	106
-7	128	112
-8	119	105
-9	105	103
-10	99	95



sample No. AT182
 chemical name 2,4-Dinitro-N3,N3-dipropyl-6-(trifluoromethyl)-1,3-benzenediamine
 CAS. 29091-21-2

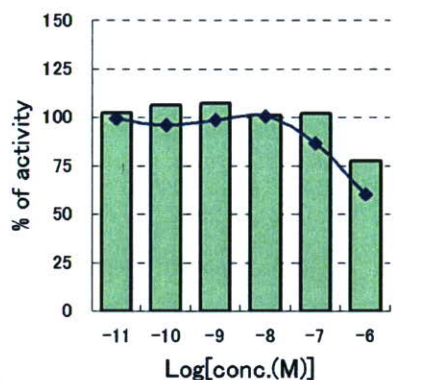
AR agonist assay

LOG[conc.(M)]	luc
-6	-3.3
-7	-2.3
-8	-1.9
-9	-1.5
-10	-2.1
-11	-1.9
-12	-1.5



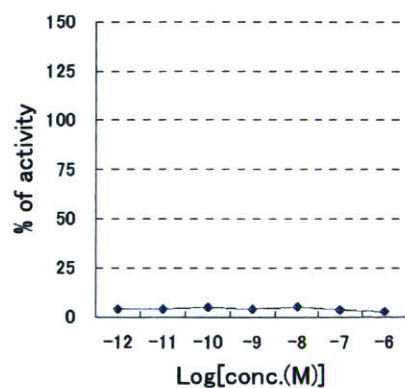
AR antagonist assay

LOG[conc.(M)]	luc	ren
-6	60	78
-7	86	102
-8	100	101
-9	98	108
-10	96	106
-11	99	102



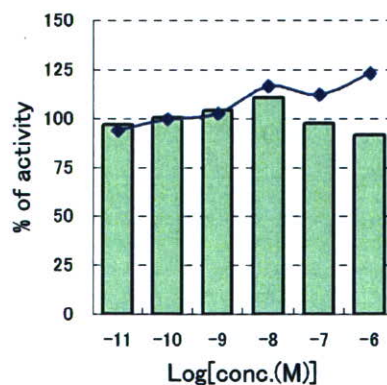
TRβ-RXR agonist assay

LOG[conc.(M)]	luc
-6	2.6
-7	3.6
-8	4.9
-9	3.8
-10	4.6
-11	3.9
-12	3.9



TRβ-RXR antagonist assay

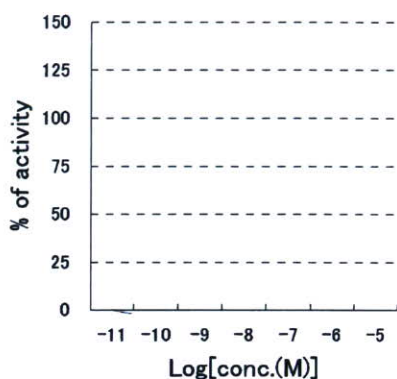
LOG[conc.(M)]	luc	ren
-6	123	91
-7	112	97
-8	116	111
-9	102	104
-10	99	101
-11	94	97



sample No. AT183
 chemical name Tebufenpyrad
 CAS. 3

AR agonist assay

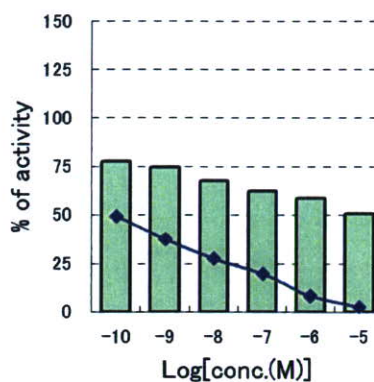
LOG[conc.(M)]	luc
-5	-7.5
-6	-6.7
-7	-6.0
-8	-4.9
-9	-4.9
-10	-3.9
-11	-0.3



AR antagonist assay

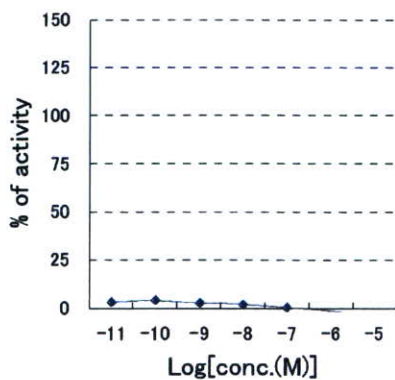
LOG[conc.(M)]	luc	ren
-5	3	51
-6	8	59
-7	19	62
-8	27	68
-9	37	75
-10	49	78

Cell viability



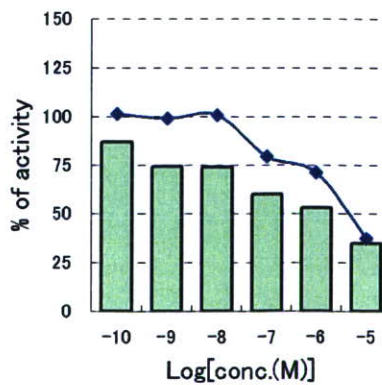
TRβ-RXR agonist assay

LOG[conc.(M)]	luc
-5	-3.7
-6	-1.5
-7	0.2
-8	1.7
-9	2.6
-10	4.0
-11	3.1



TRβ-RXR antagonist assay

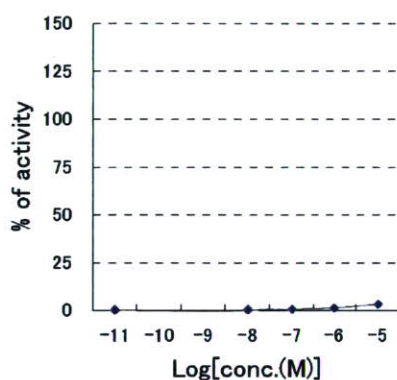
LOG[conc.(M)]	luc	ren
-5	37	35
-6	71	53
-7	79	60
-8	101	74
-9	99	74
-10	101	87



sample No. AT184
 chemical name Pyrimethanil
 CAS. 53112-28-0

AR agonist assay

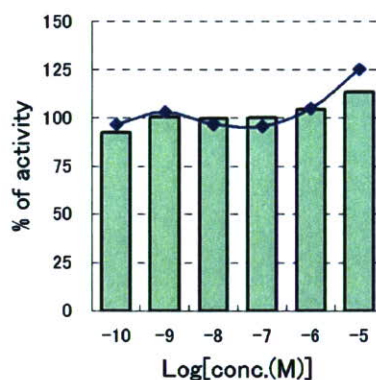
LOG[conc.(M)]	luc
-5	3.1
-6	0.9
-7	0.3
-8	-0.1
-9	-0.9
-10	-0.3
-11	-0.1



AR antagonist assay

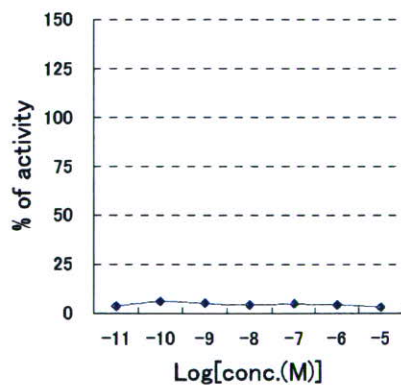
LOG[conc.(M)]	luc	ren
-5	125	113
-6	105	104
-7	95	100
-8	97	100
-9	103	100
-10	96	92

Cell viability



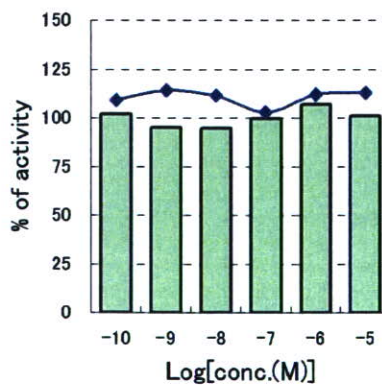
TRβ-RXR agonist assay

LOG[conc.(M)]	luc
-5	3.0
-6	4.1
-7	4.7
-8	4.0
-9	5.1
-10	5.9
-11	3.5



TRβ-RXR antagonist assay

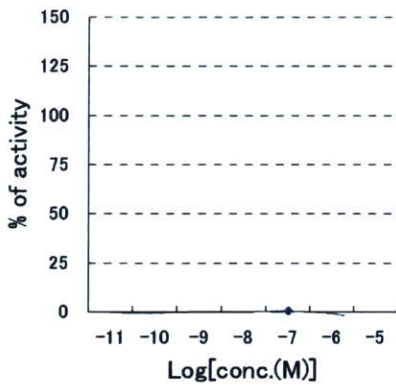
LOG[conc.(M)]	luc	ren
-5	112	101
-6	112	107
-7	103	100
-8	111	94
-9	114	95
-10	109	102



sample No. AT185
 chemical name Hexythiazox
 CAS. 78587-05-0

AR agonist assay

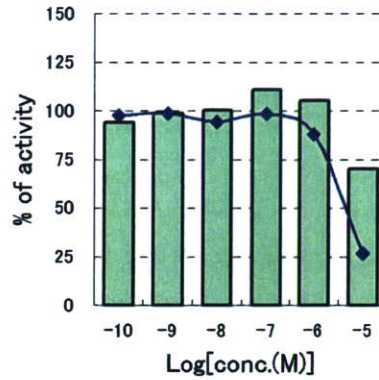
LOG[conc.(M)]	luc
-5	-4.9
-6	-1.1
-7	0.2
-8	-0.2
-9	-0.3
-10	-0.8
-11	-0.7



AR antagonist assay

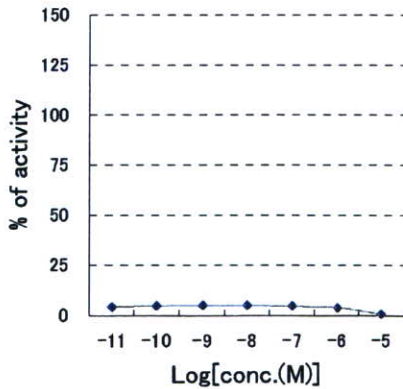
LOG[conc.(M)]	luc	ren
-5	27	70
-6	88	105
-7	98	111
-8	94	100
-9	98	99
-10	97	94

Cell viability



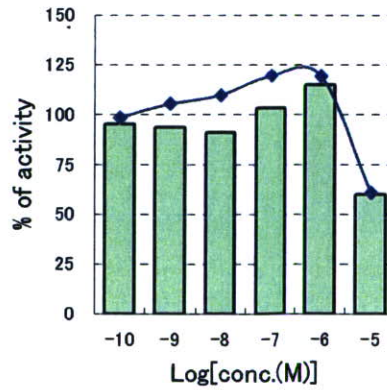
TRβ-RXR agonist assay

LOG[conc.(M)]	luc
-5	0.5
-6	3.9
-7	4.7
-8	4.9
-9	5.0
-10	4.7
-11	4.0



TRβ-RXR antagonist assay

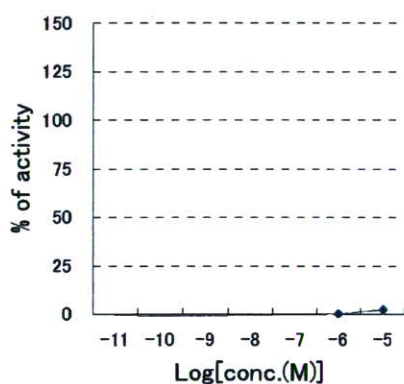
LOG[conc.(M)]	luc	ren
-5	61	60
-6	119	115
-7	120	104
-8	110	91
-9	105	94
-10	98	95



sample No. AT186
 chemical name QUIZALOFOP
 CAS. 76578-12-6

AR agonist assay

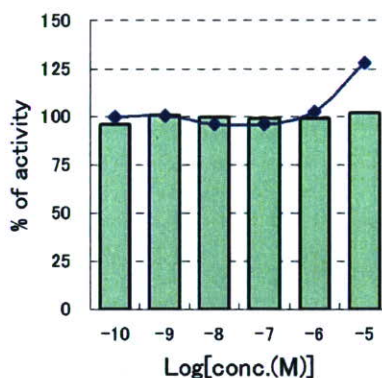
LOG[conc.(M)]	luc
-5	2.1
-6	0.1
-7	-0.2
-8	-0.6
-9	-0.9
-10	-1.0
-11	-0.7



AR antagonist assay

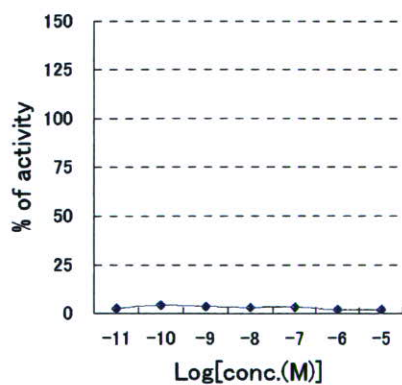
LOG[conc.(M)]	luc	ren
-5	128	102
-6	102	99
-7	96	99
-8	96	99
-9	100	101
-10	100	96

Cell viability



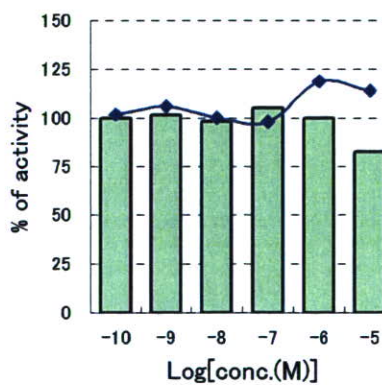
TRβ-RXR agonist assay

LOG[conc.(M)]	luc
-5	1.7
-6	1.8
-7	3.4
-8	3.0
-9	3.6
-10	4.1
-11	2.3



TRβ-RXR antagonist assay

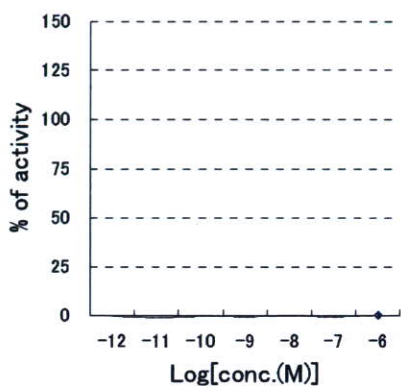
LOG[conc.(M)]	luc	ren
-5	113	83
-6	118	100
-7	98	105
-8	100	98
-9	106	102
-10	102	100



sample No. AT187
 chemical name Pentachloroanisole
 CAS. 1825-21-4

AR agonist assay

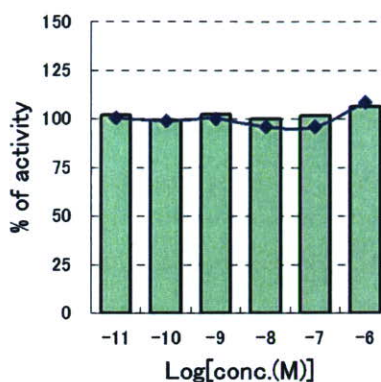
LOG[conc.(M)]	luc
-6	0.0
-7	-0.9
-8	-0.4
-9	-0.9
-10	-0.7
-11	-1.6
-12	-0.6



AR antagonist assay

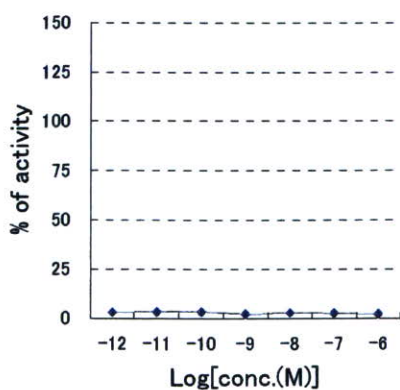
LOG[conc.(M)]	luc	ren
-6	108	106
-7	96	102
-8	96	100
-9	100	102
-10	99	99
-11	100	102

Cell viability



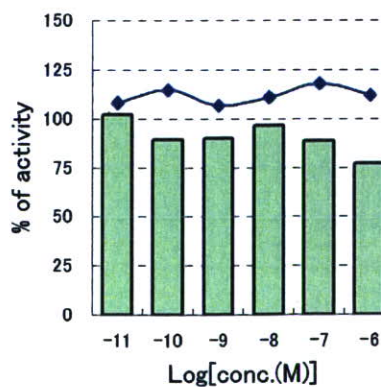
TRβ-RXR agonist assay

LOG[conc.(M)]	luc
-6	2.1
-7	2.3
-8	2.8
-9	2.0
-10	3.2
-11	3.1
-12	2.8



TRβ-RXR antagonist assay

LOG[conc.(M)]	luc	ren
-6	112	77
-7	117	89
-8	111	96
-9	106	90
-10	114	89
-11	108	102

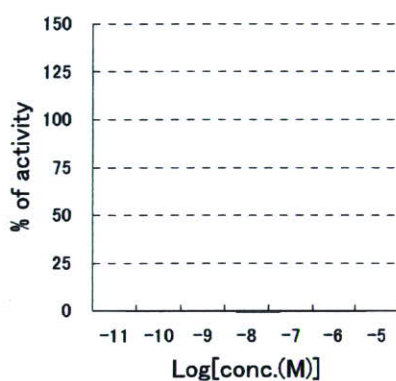


sample No.
chemical name
CAS.

AT188
Phthalic anhydride, 4,4'-trifluoro-1-(trifluoromethyl)ethylidene di-
1107-00-2

AR agonist assay

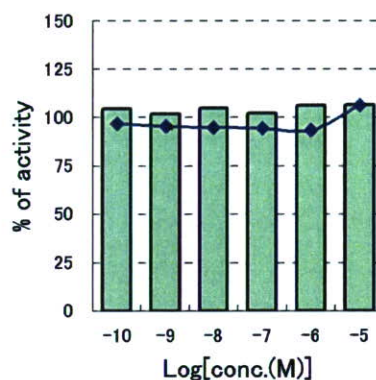
LOG[conc.(M)]	luc
-5	-0.2
-6	-0.8
-7	-1.0
-8	-1.1
-9	-0.7
-10	-0.9
-11	-0.3



AR antagonist assay

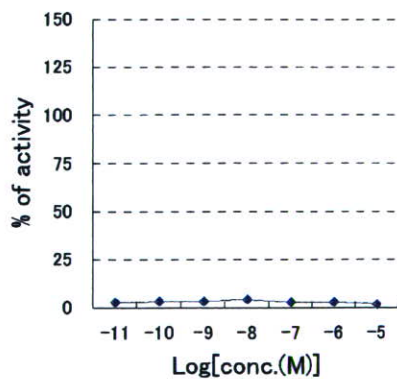
LOG[conc.(M)]	luc	ren
-5	106	107
-6	93	106
-7	94	102
-8	95	105
-9	95	102
-10	96	105

Cell viability



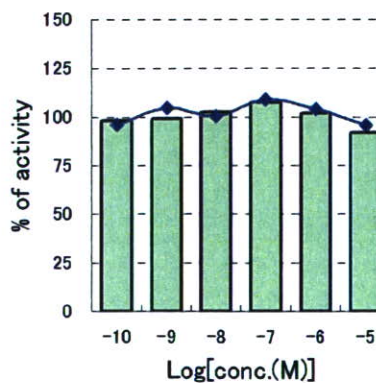
TRβ-RXR agonist assay

LOG[conc.(M)]	luc
-5	1.5
-6	2.6
-7	2.7
-8	4.0
-9	3.1
-10	3.0
-11	2.5



TRβ-RXR antagonist assay

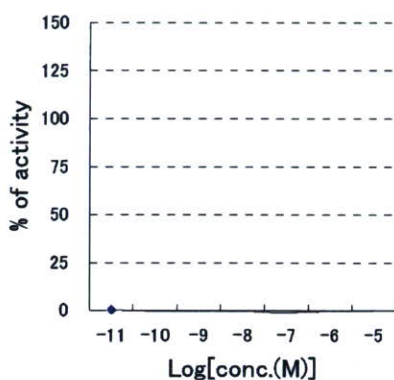
LOG[conc.(M)]	luc	ren
-5	95	92
-6	104	102
-7	109	107
-8	100	103
-9	104	99
-10	96	98



sample No. AT189
 chemical name Dimethyl tetrachloroterephthalate
 CAS. 1861-32-1

AR agonist assay

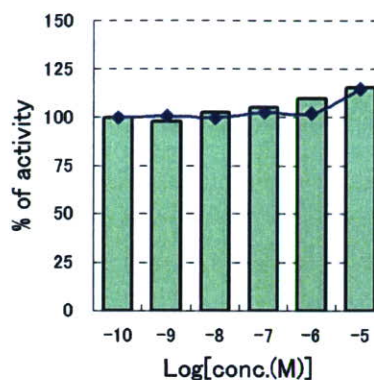
LOG[conc.(M)]	luc
-5	-0.4
-6	-0.8
-7	-1.4
-8	-0.7
-9	-0.7
-10	-0.7
-11	0.0



AR antagonist assay

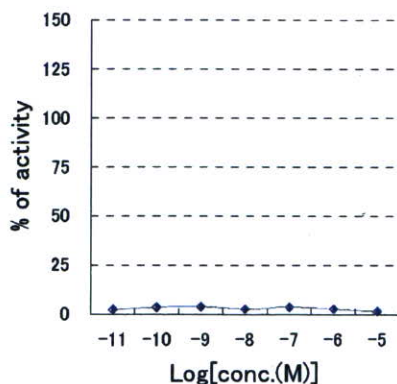
LOG[conc.(M)]	luc	ren
-5	114	115
-6	102	110
-7	102	105
-8	99	102
-9	100	98
-10	100	100

Cell viability



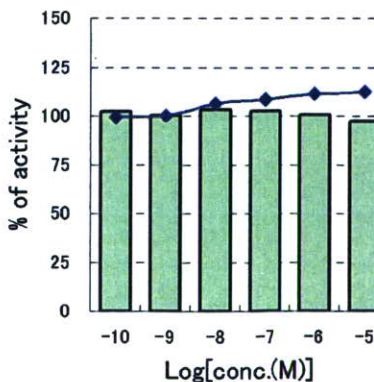
TRβ-RXR agonist assay

LOG[conc.(M)]	luc
-5	1.5
-6	2.7
-7	3.5
-8	2.7
-9	3.7
-10	3.4
-11	2.3



TRβ-RXR antagonist assay

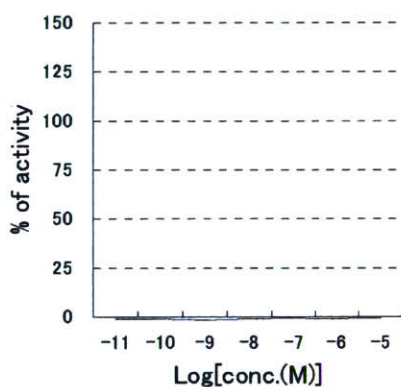
LOG[conc.(M)]	luc	ren
-5	112	97
-6	111	101
-7	108	103
-8	106	103
-9	100	100
-10	99	102



sample No. AT190
 chemical name Ethyl chloroformate
 CAS. 541-41-3

AR agonist assay

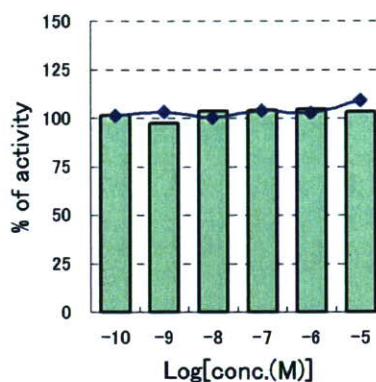
LOG[conc.(M)]	luc
-5	-0.8
-6	-1.4
-7	-1.2
-8	-1.3
-9	-2.0
-10	-1.4
-11	-1.5



AR antagonist assay

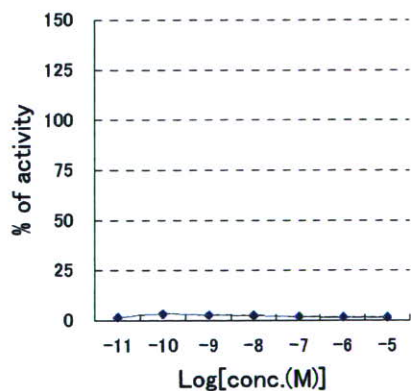
LOG[conc.(M)]	luc	ren
-5	109	104
-6	103	105
-7	104	104
-8	100	104
-9	103	97
-10	101	101

Cell viability



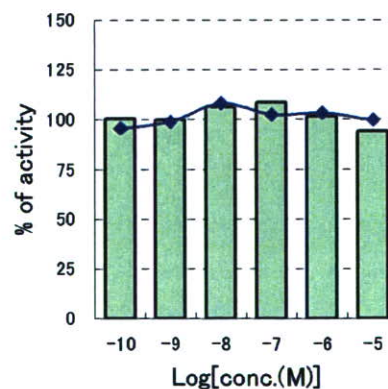
TRβ-RXR agonist assay

LOG[conc.(M)]	luc
-5	1.5
-6	1.5
-7	1.6
-8	2.4
-9	2.5
-10	3.2
-11	1.6



TRβ-RXR antagonist assay

LOG[conc.(M)]	luc	ren
-5	100	94
-6	103	102
-7	102	109
-8	108	106
-9	99	100
-10	95	101



測定結果 一覧

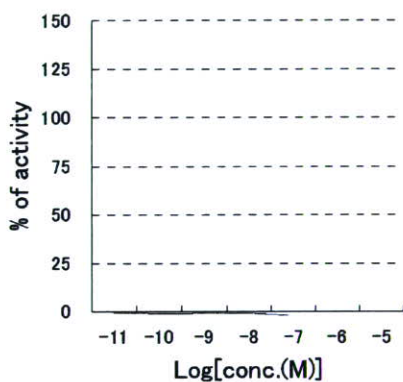
AR レポータージーンアッセイ

10 物質
(AR191～AR200)

sample No. AR191
 chemical name Terpinyl butyrate
 CAS. 2153-28-8

AR agonist assay

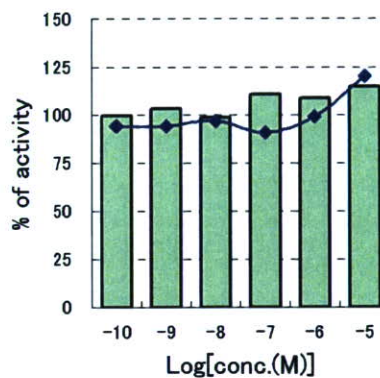
LOG[conc.(M)]	luc
-5	-3.6
-6	-2.1
-7	-2.3
-8	-1.3
-9	-1.1
-10	-1.4
-11	-0.9



AR antagonist assay

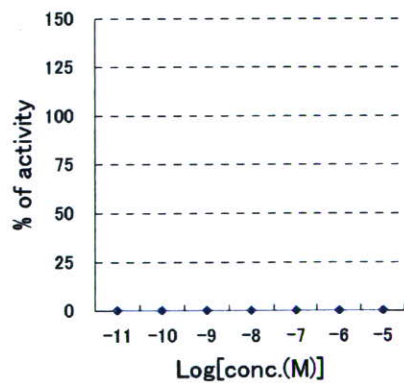
LOG[conc.(M)]	luc	ren
-5	120	115
-6	99	109
-7	91	111
-8	97	99
-9	94	103
-10	94	100

Cell viability



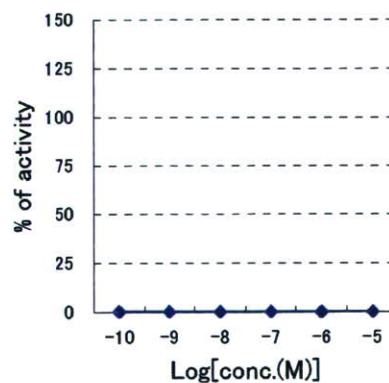
TRβ-RXR agonist assay

LOG[conc.(M)]	luc
-5	0.0
-6	0.0
-7	0.0
-8	0.0
-9	0.0
-10	0.0
-11	0.0



TRβ-RXR antagonist assay

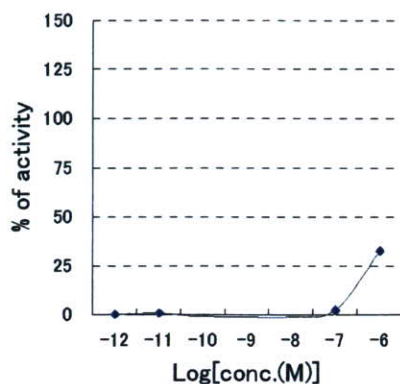
LOG[conc.(M)]	luc	ren
-5	0	0
-6	0	0
-7	0	0
-8	0	0
-9	0	0
-10	0	0



sample No. AR192
 chemical name Benzophenone, 4-phenyl-
 CAS. 2128-93-0

AR agonist assay

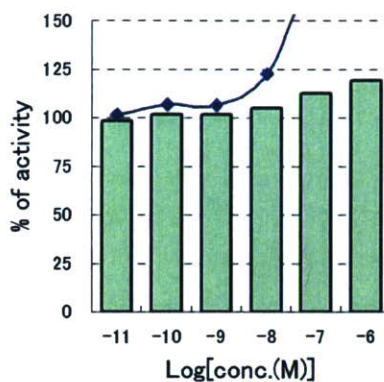
LOG[conc.(M)]	luc
-6	32.2
-7	2.2
-8	-1.6
-9	-1.4
-10	-1.3
-11	0.5
-12	0.0



AR antagonist assay

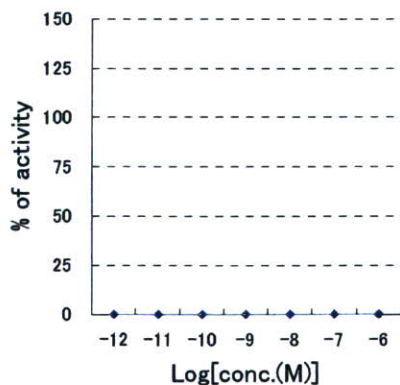
LOG[conc.(M)]	luc	ren
-6	200	119
-7	178	113
-8	122	105
-9	106	102
-10	107	102
-11	101	98

Cell viability



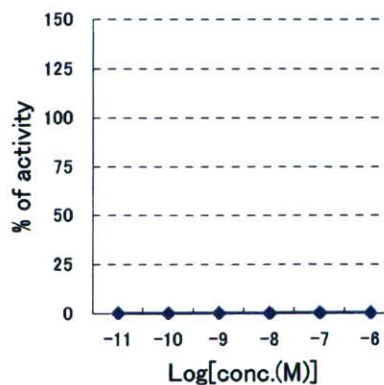
TRβ-RXR agonist assay

LOG[conc.(M)]	luc
-6	0.0
-7	0.0
-8	0.0
-9	0.0
-10	0.0
-11	0.0
-12	0.0



TRβ-RXR antagonist assay

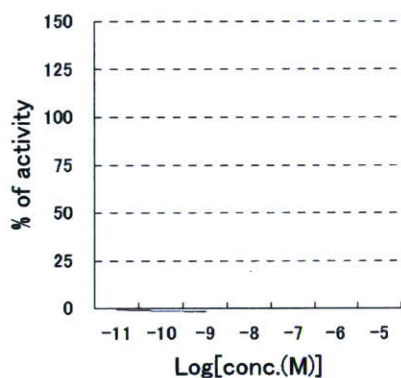
LOG[conc.(M)]	luc	ren
-6	0	0
-7	0	0
-8	0	0
-9	0	0
-10	0	0
-11	0	0



sample No. AR193
 chemical name Acetic acid, phenyl-, 3,7-dimethyl-2,6-octadienyl ester, (E)-
 CAS. 102-22-7

AR agonist assay

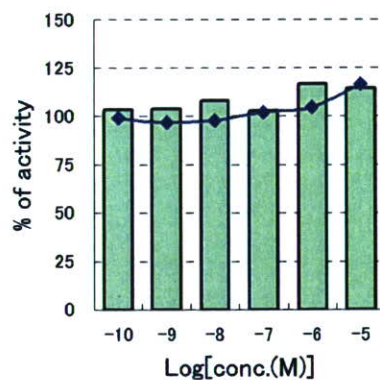
LOG[conc.(M)]	luc
-5	-2.5
-6	-2.6
-7	-3.1
-8	-2.6
-9	-2.0
-10	-1.9
-11	-1.2



AR antagonist assay

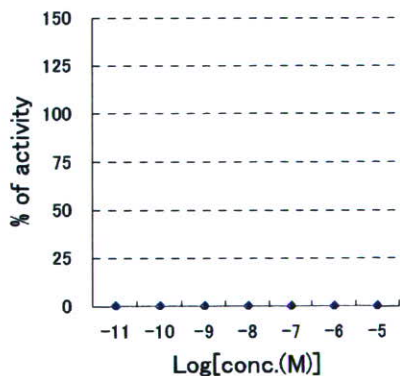
LOG[conc.(M)]	luc	ren
-5	116	115
-6	105	117
-7	102	103
-8	98	108
-9	97	104
-10	99	103

Cell viability



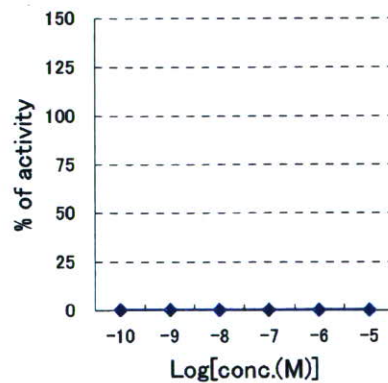
TRβ-RXR agonist assay

LOG[conc.(M)]	luc
-5	0.0
-6	0.0
-7	0.0
-8	0.0
-9	0.0
-10	0.0
-11	0.0



TRβ-RXR antagonist assay

LOG[conc.(M)]	luc	ren
-5	0	0
-6	0	0
-7	0	0
-8	0	0
-9	0	0
-10	0	0

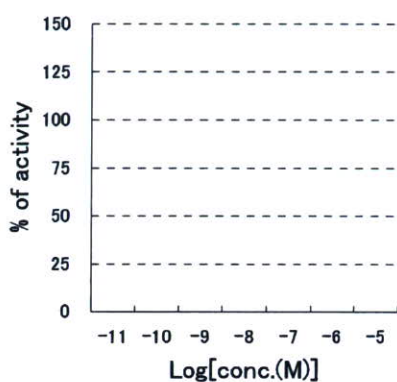


sample No.
chemical name
CAS.

AR194
Benzoxazolium, 2-methyl-5-phenyl-3-(3-sulfopropyl)-, hydroxide, inner salt
66142-15-2

AR agonist assay

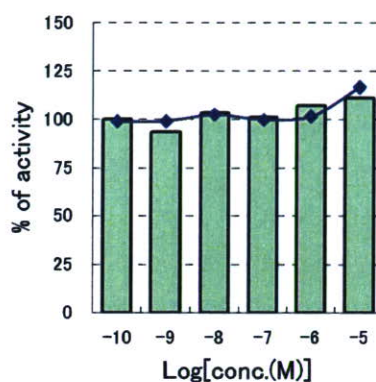
LOG[conc.(M)]	luc
-5	-2.4
-6	-3.2
-7	-3.8
-8	-3.5
-9	-3.4
-10	-3.1
-11	-2.0



AR antagonist assay

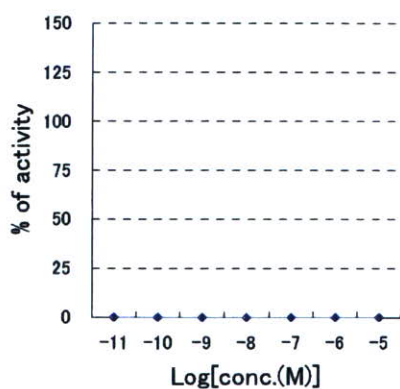
LOG[conc.(M)]	luc	ren
-5	117	111
-6	101	107
-7	100	101
-8	102	104
-9	99	94
-10	99	100

Cell viability



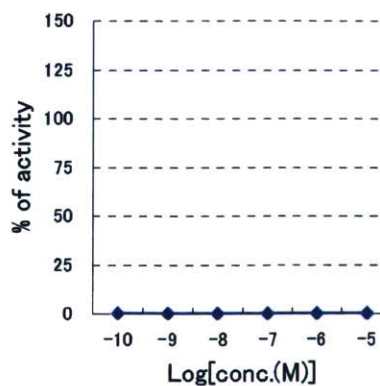
TRβ-RXR agonist assay

LOG[conc.(M)]	luc
-5	0.0
-6	0.0
-7	0.0
-8	0.0
-9	0.0
-10	0.0
-11	0.0



TRβ-RXR antagonist assay

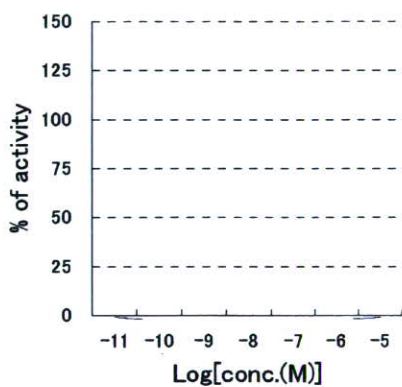
LOG[conc.(M)]	luc	ren
-5	0	0
-6	0	0
-7	0	0
-8	0	0
-9	0	0
-10	0	0



sample No. AR195
 chemical name Phosphine oxide, triphenyl-
 CAS. 791-28-6

AR agonist assay

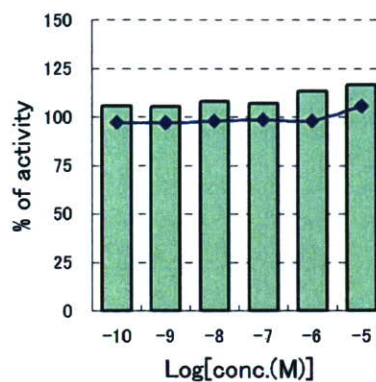
LOG[conc.(M)]	luc
-5	-1.6
-6	-2.5
-7	-3.2
-8	-2.3
-9	-3.4
-10	-2.5
-11	-1.1



AR antagonist assay

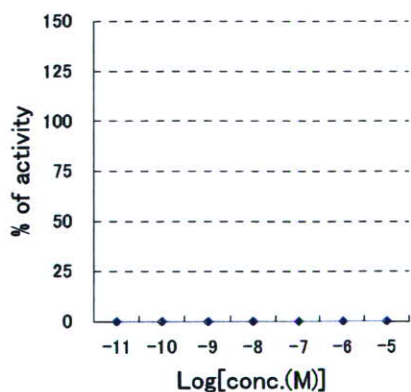
LOG[conc.(M)]	luc	ren
-5	105	117
-6	98	113
-7	98	107
-8	98	108
-9	97	105
-10	97	106

Cell viability



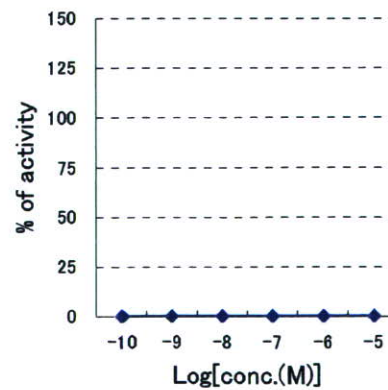
TRβ-RXR agonist assay

LOG[conc.(M)]	luc
-5	0.0
-6	0.0
-7	0.0
-8	0.0
-9	0.0
-10	0.0
-11	0.0



TRβ-RXR antagonist assay

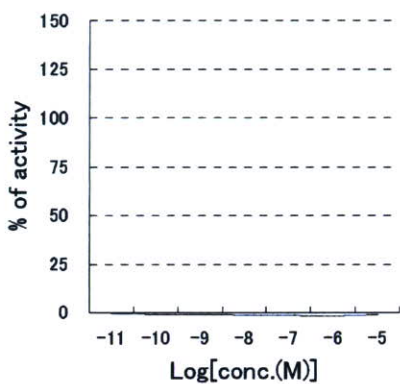
LOG[conc.(M)]	luc	ren
-5	0	0
-6	0	0
-7	0	0
-8	0	0
-9	0	0
-10	0	0



sample No. AR196
 chemical name Acetophenone, 2-ethoxy-2-phenyl-
 CAS. 574-09-4

AR agonist assay

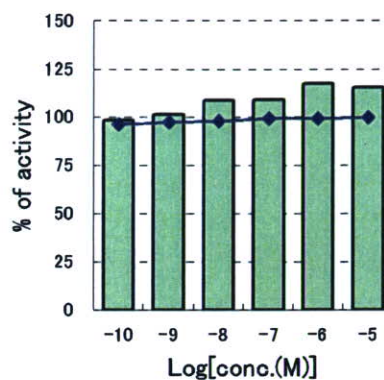
LOG[conc.(M)]	luc
-5	-1.5
-6	-2.1
-7	-1.9
-8	-1.8
-9	-1.5
-10	-1.6
-11	-0.9



AR antagonist assay

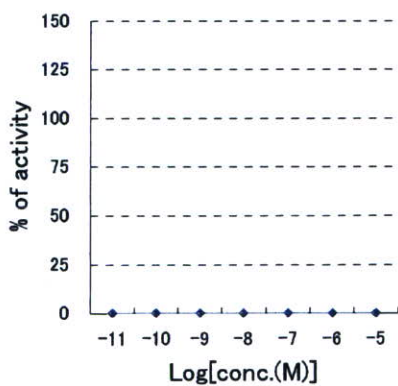
LOG[conc.(M)]	luc	ren
-5	100	115
-6	99	117
-7	99	109
-8	98	109
-9	97	101
-10	96	98

Cell viability



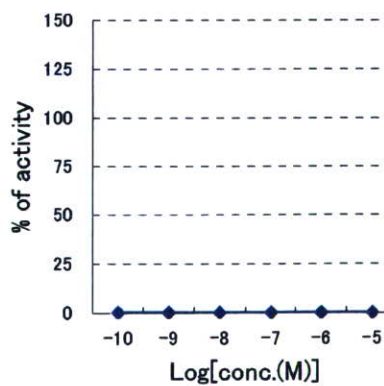
TRβ-RXR agonist assay

LOG[conc.(M)]	luc
-5	0.0
-6	0.0
-7	0.0
-8	0.0
-9	0.0
-10	0.0
-11	0.0



TRβ-RXR antagonist assay

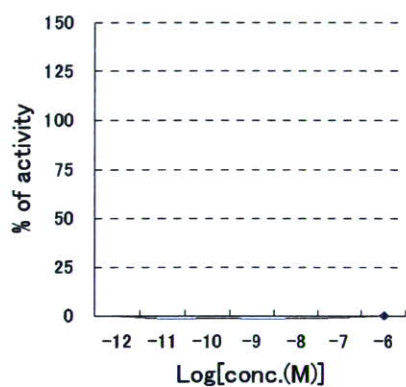
LOG[conc.(M)]	luc	ren
-5	0	0
-6	0	0
-7	0	0
-8	0	0
-9	0	0
-10	0	0



sample No. AR197
 chemical name 2-(T-BUTYL)-1,4-BENZENEDIOL
 CAS. 1948-33-0

AR agonist assay

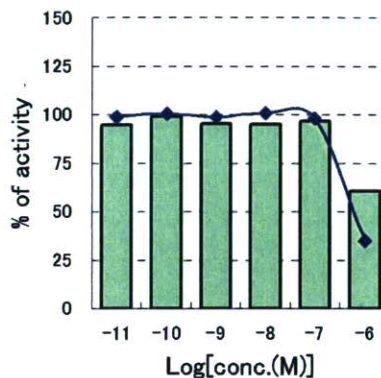
LOG[conc.(M)]	luc
-6	-0.1
-7	-1.3
-8	-1.6
-9	-1.8
-10	-1.3
-11	-1.6
-12	-0.2



AR antagonist assay

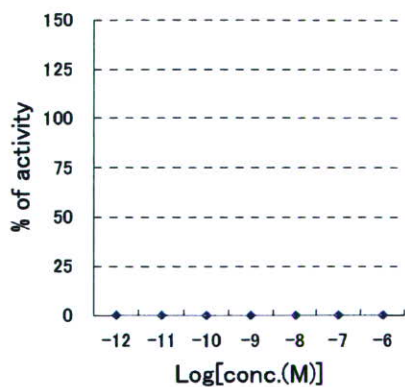
LOG[conc.(M)]	luc	ren
-6	35	61
-7	98	97
-8	101	95
-9	99	95
-10	100	99
-11	99	95

Cell viability



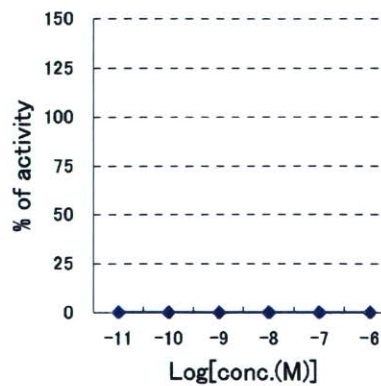
TRβ-RXR agonist assay

LOG[conc.(M)]	luc
-6	0.0
-7	0.0
-8	0.0
-9	0.0
-10	0.0
-11	0.0
-12	0.0



TRβ-RXR antagonist assay

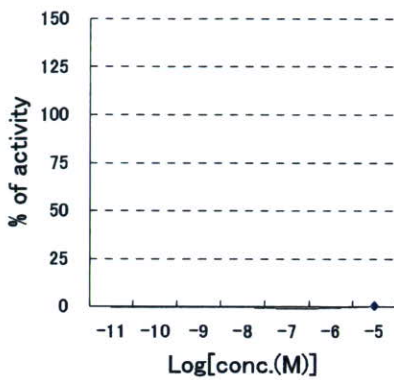
LOG[conc.(M)]	luc	ren
-6	0	0
-7	0	0
-8	0	0
-9	0	0
-10	0	0
-11	0	0



sample No. AR198
 chemical name Anethole
 CAS. 104-46-1

AR agonist assay

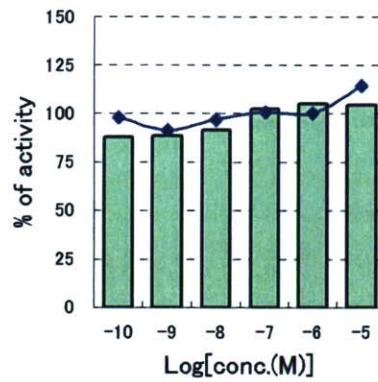
LOG[conc.(M)]	luc
-5	-0.1
-6	-1.1
-7	-1.5
-8	-0.6
-9	-0.6
-10	-0.8
-11	-0.6



AR antagonist assay

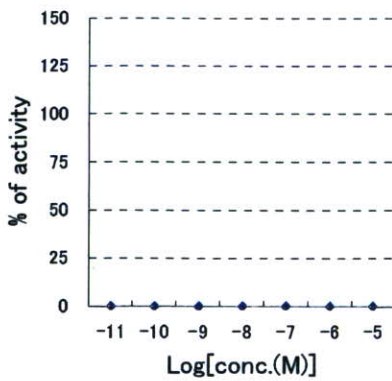
LOG[conc.(M)]	luc	ren
-5	114	104
-6	100	105
-7	101	103
-8	97	92
-9	92	89
-10	98	88

Cell viability



TRβ-RXR agonist assay

LOG[conc.(M)]	luc
-5	0.0
-6	0.0
-7	0.0
-8	0.0
-9	0.0
-10	0.0
-11	0.0



TRβ-RXR antagonist assay

LOG[conc.(M)]	luc	ren
-5	0	0
-6	0	0
-7	0	0
-8	0	0
-9	0	0
-10	0	0

