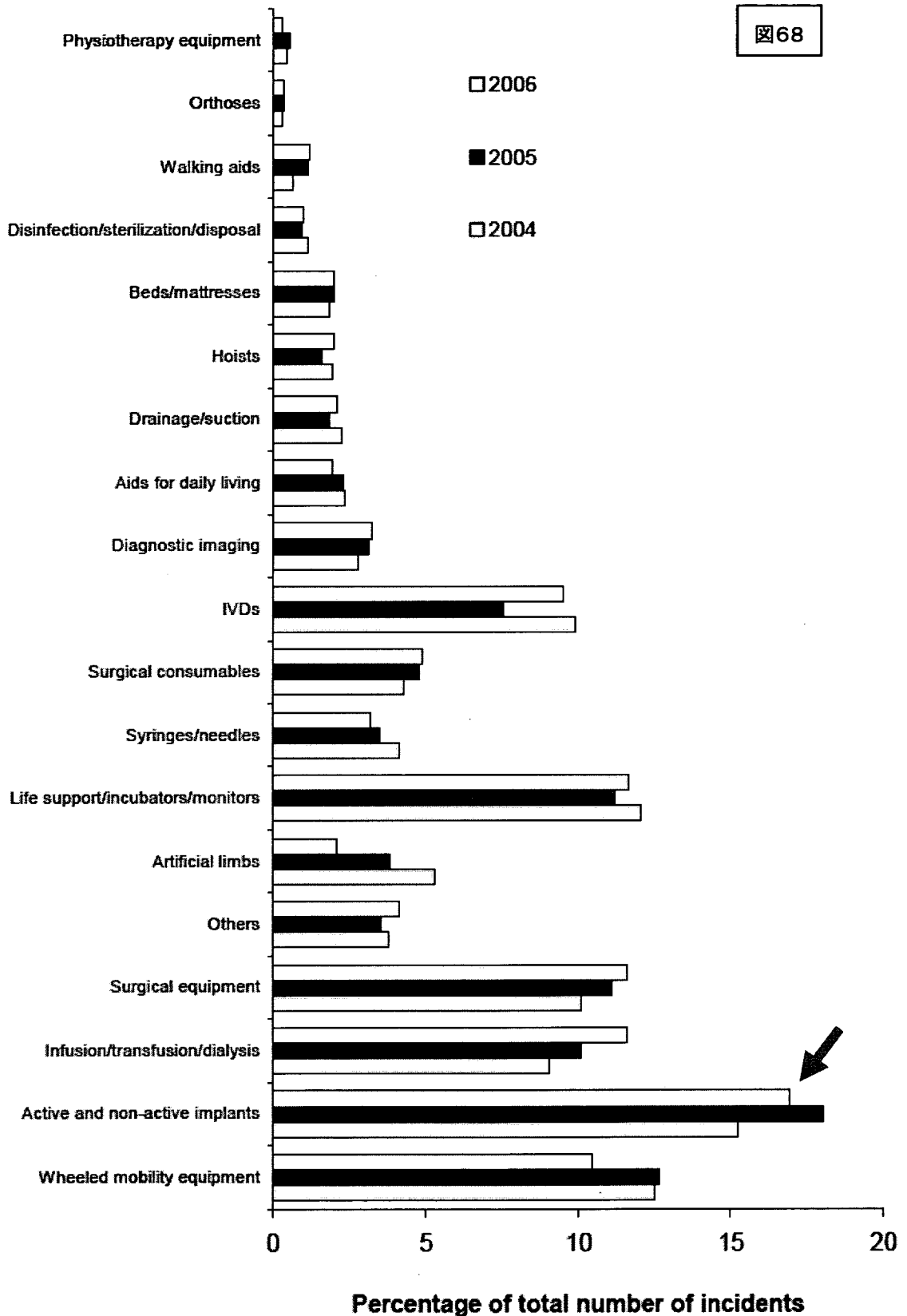


**Figure 5 Incident reports by device group**





### NJR StatsOnline

To view hospital and treatment centre statistics you can either click on the map for an NJR region or select a specific hospital from the drop down list.

### Viewing hospital statistics

Please select...

### Summary of annual statistics (England & Wales)

NHS	Total 2007	To end of February 2008
Total completed operations	100,476	11,001
Hip procedures	48,310	5,236
Knee procedures	52,344	5,803
NJR consent rate %	82	86

Independent	Total 2007	To end of February 2008
Total completed operations	40,009	5,327
Hip procedures	20,399	2,593
Knee procedures	19,904	2,794
NJR consent rate %	90	94



Click here to see regions by name

[NJR Definition of Terms](#)

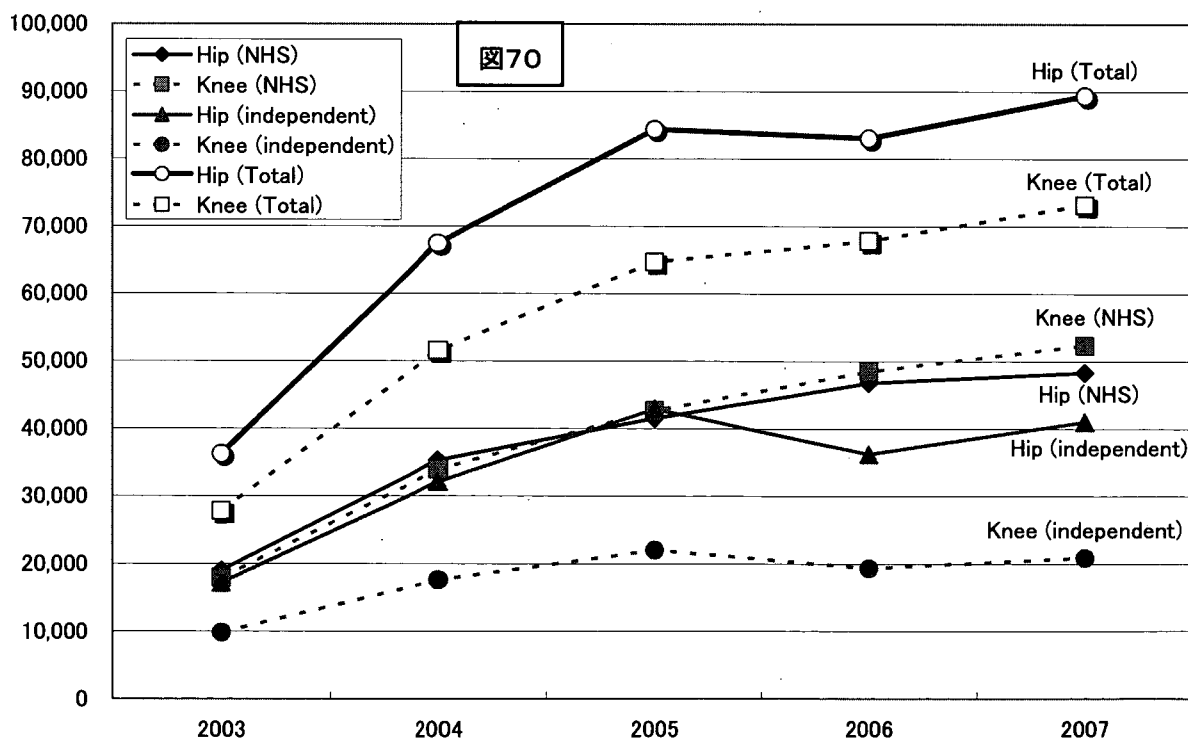
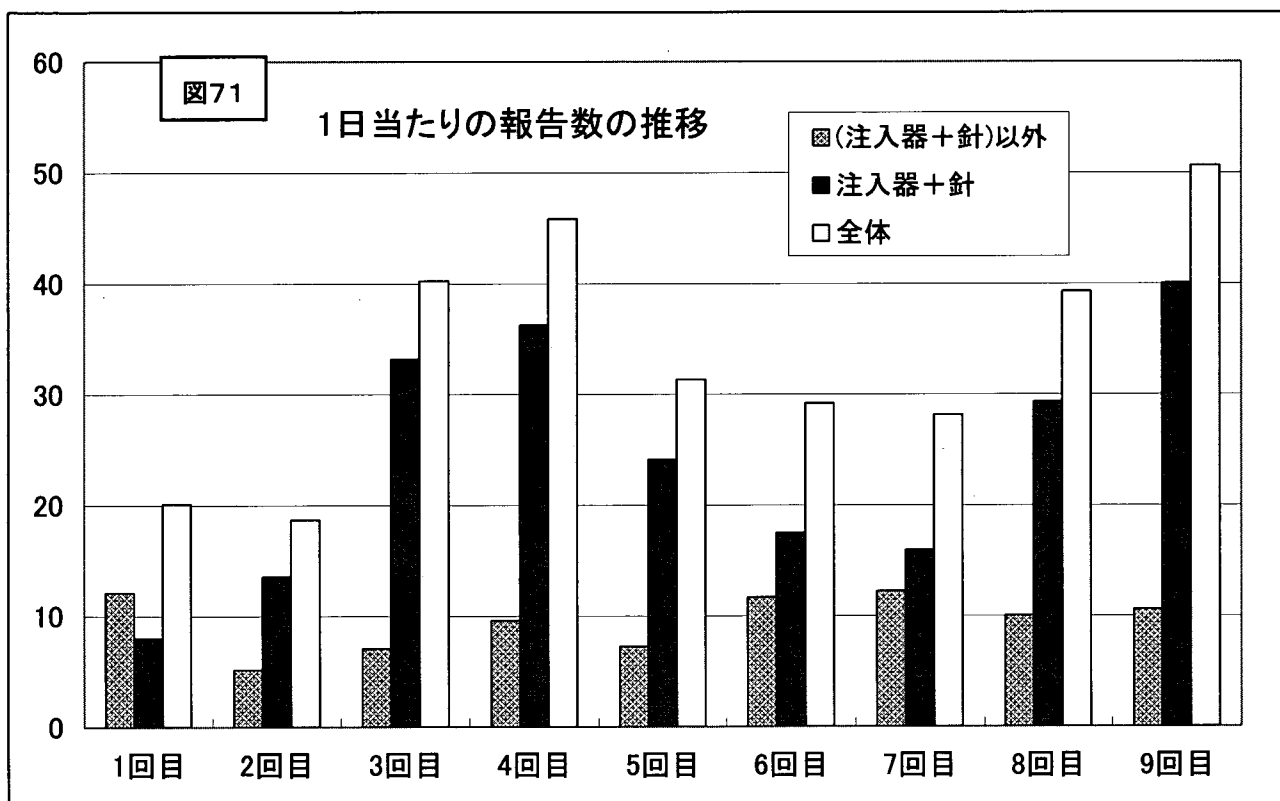


表1: 医療機器安全対策部会への報告数一覧表

部会名	開催日	報告開始日	報告終了日	日数	報告数	1日当たりの報告数	健康被害なし	健康被害なしの割合
医療用具安全対策部会	2004/1/28	H15.7.30	H15.10.26	89	1,788	20.1	-	-
	2004/6/24	H15.10.27	H16.3.31	157	2,936	18.7	1,555	53.0%
	2004/11/29	H16.4.1	H16.9.30	183	7,369	40.3	6,235	84.6%
医療機器安全対策部会	2005/6/28	H16.10.1	H17.3.31	182	8,345	45.9	7,407	88.8%
	2006/1/12	H17.4.1	H17.11.30	244	7,649	31.3	5,160	67.5%
	2006/7/28	H17.12.1	H18.3.31	121	3,533	29.2	2,412	68.3%
	2006/12/7	H18.4.1	H18.9.30	183	5,153	28.2	3,553	69.0%
	2007/6/21	H18.10.1	H19.3.31	182	7,157	39.3	5,349	74.7%
	2007/12/27	H19.4.1	H19.9.30	183	9,268	50.6	7,056	76.1%
総計		H15.7.30	H19.9.30	1,524	53,198	34.9	38,727	75.3%



\* インスリン用医薬品注入器、注射針を考慮した集計

