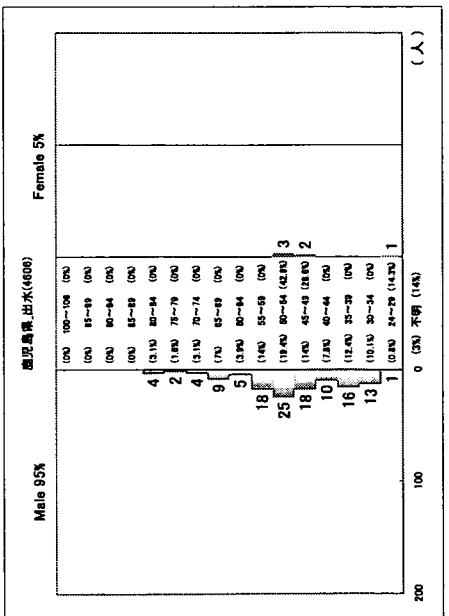
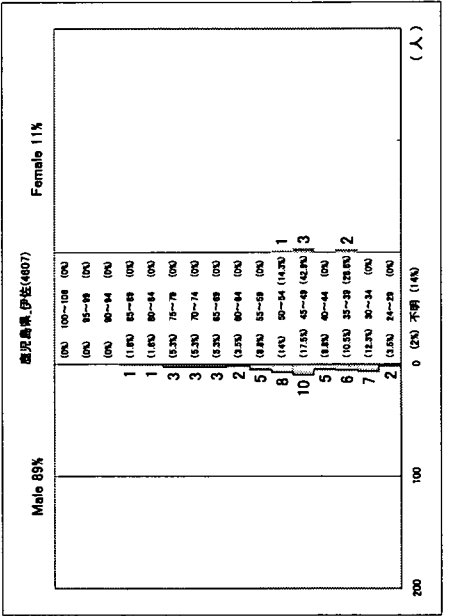
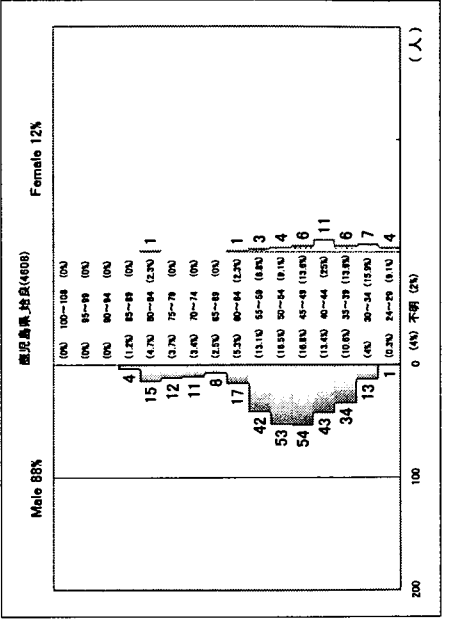
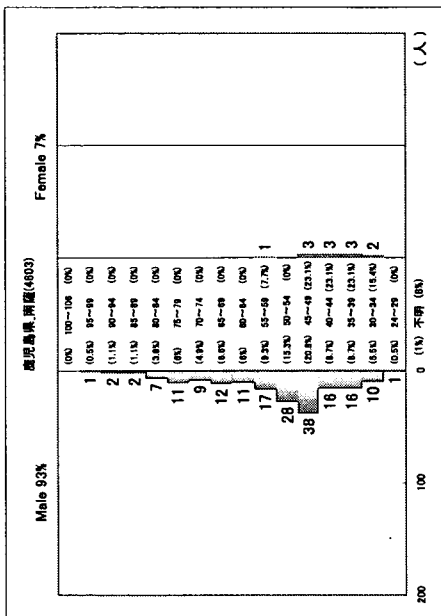
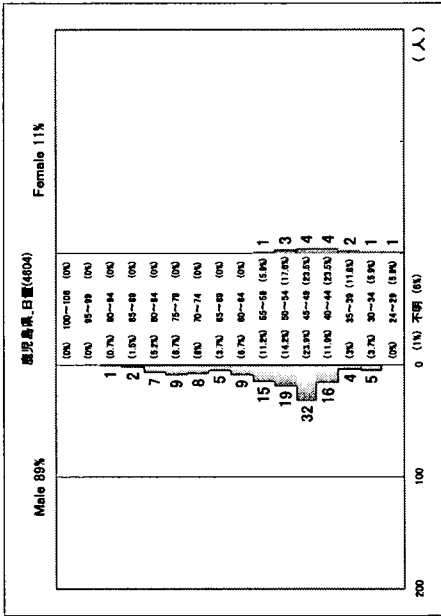
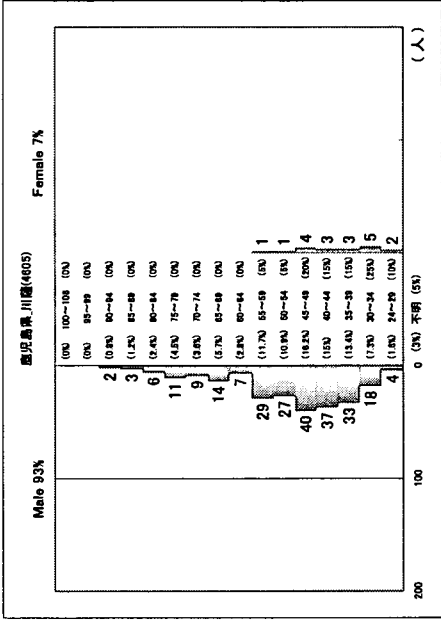

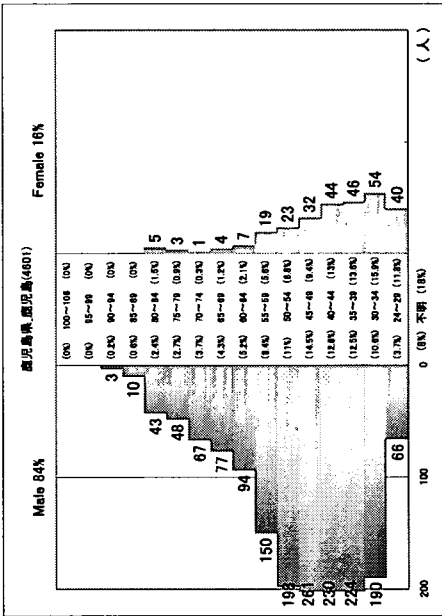
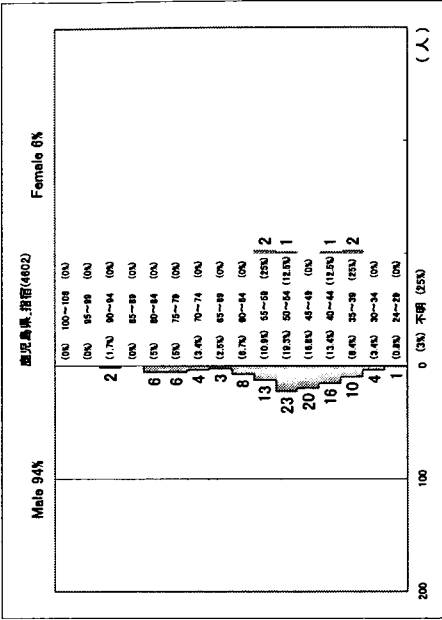
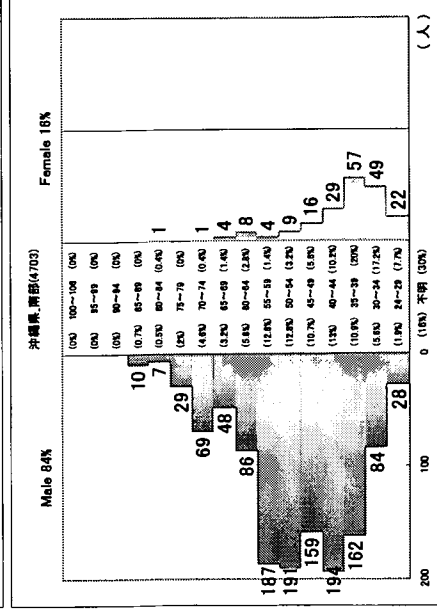
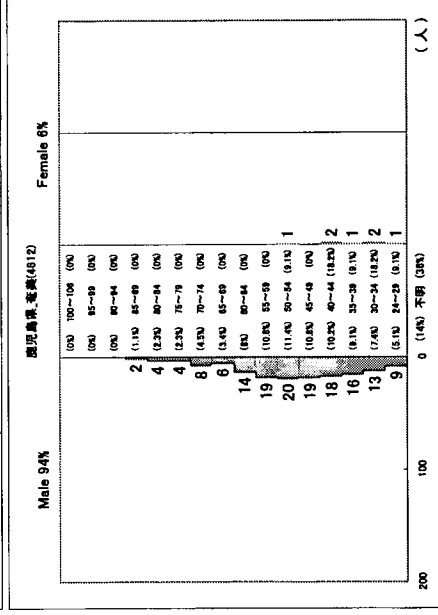
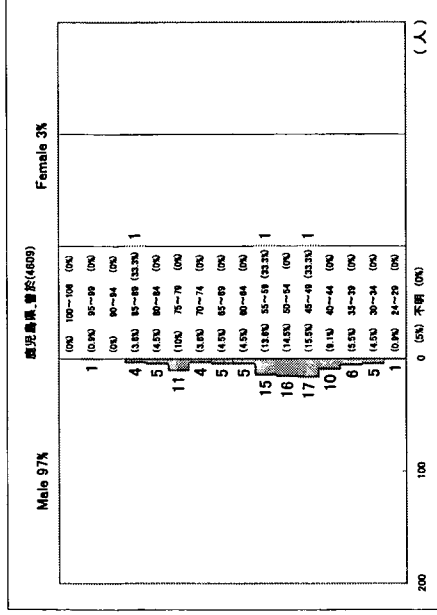
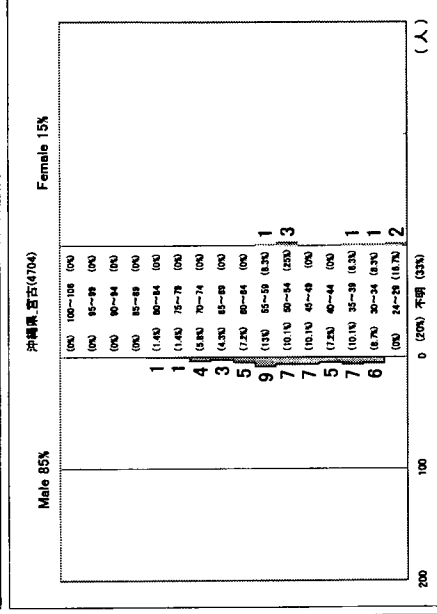
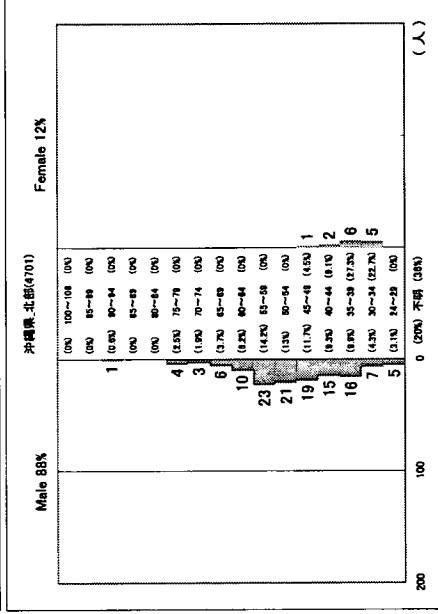
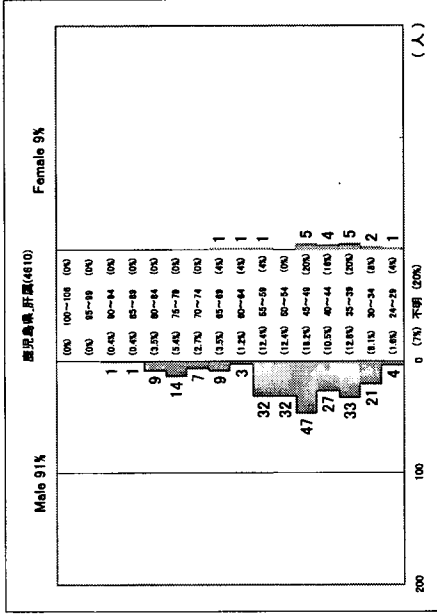
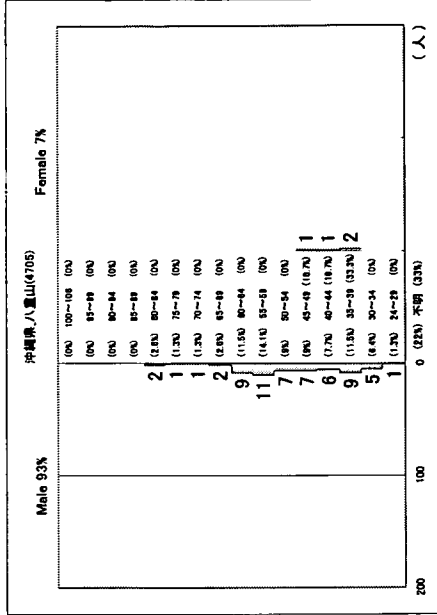
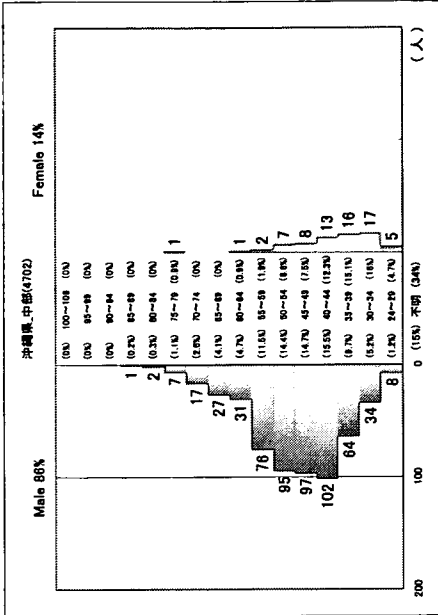
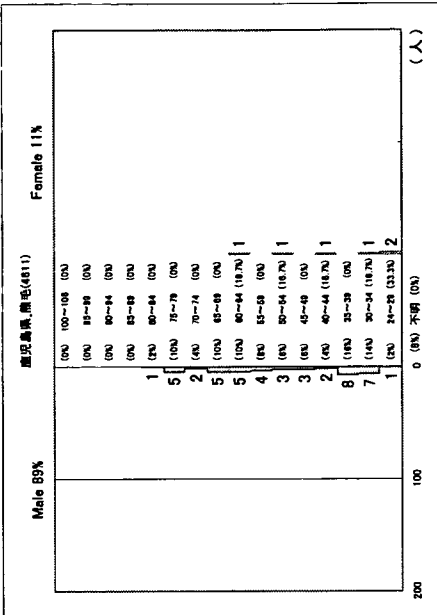


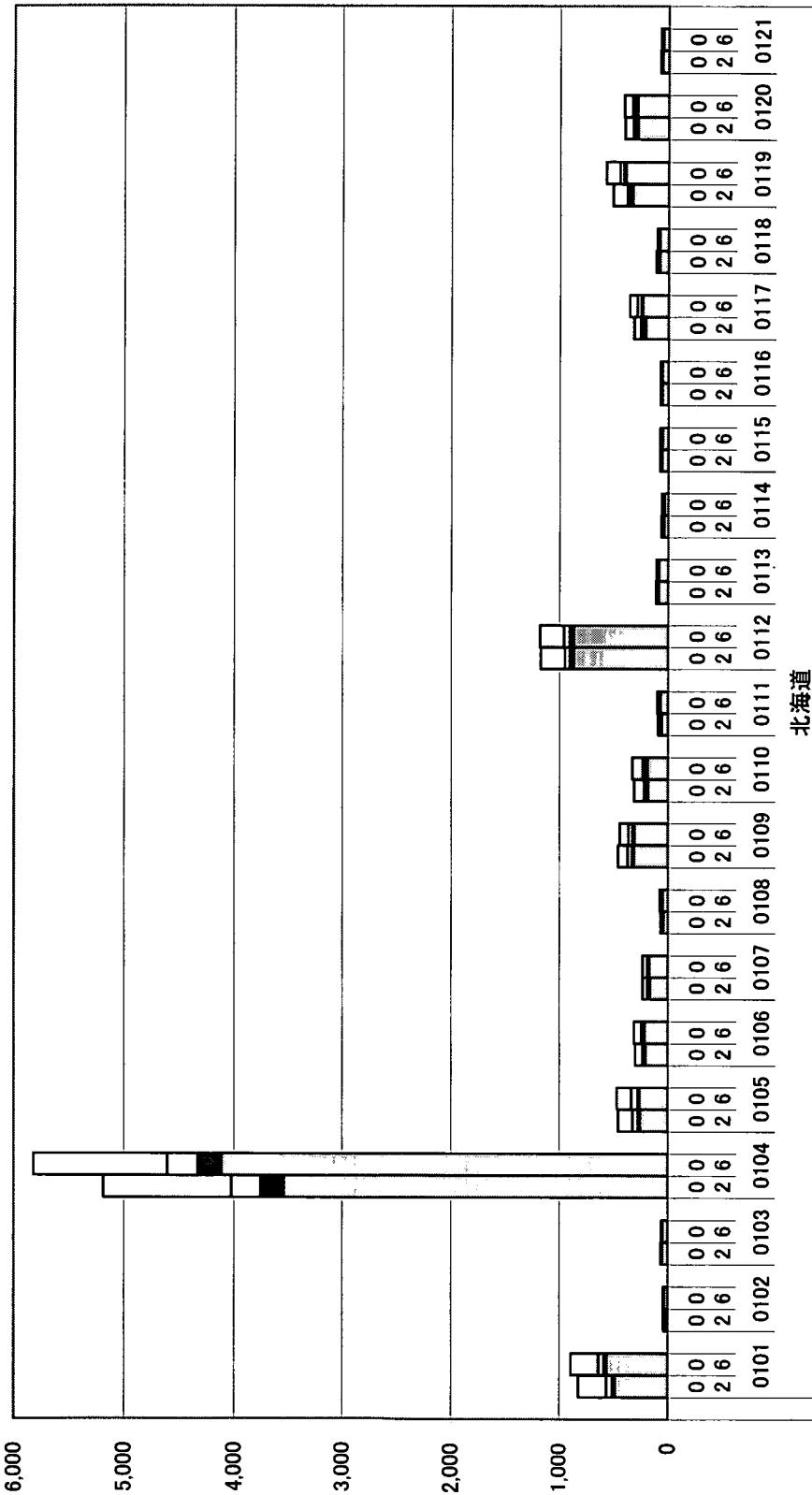
二次医療圏別性別医師年齢構成(2006年)





北海道

(人)



【各年度における開勤割合と増加率】

| | | | | | | | | | | | | | | | | | | | | | |
|--------|-----|------|------|-----|-----|-----|-----|-----|-----|-----|-----|-----|-----|-----|-----|------|-----|------|-----|-----|------|
| 02診療所 | 38% | 27% | 22% | 28% | 40% | 29% | 24% | 34% | 27% | 37% | 33% | 23% | 20% | 37% | 25% | 24% | 29% | 22% | 31% | 26% | 22% |
| 02病院 | 62% | 73% | 78% | 72% | 60% | 71% | 76% | 66% | 73% | 63% | 67% | 77% | 80% | 63% | 75% | 76% | 71% | 78% | 69% | 74% | 78% |
| 06診療所 | 34% | 20% | 17% | 26% | 41% | 30% | 23% | 31% | 26% | 38% | 31% | 24% | 21% | 37% | 24% | 21% | 28% | 17% | 28% | 25% | 26% |
| 06病院 | 66% | 80% | 83% | 74% | 59% | 70% | 77% | 69% | 74% | 62% | 69% | 76% | 79% | 63% | 76% | 79% | 72% | 83% | 72% | 75% | 74% |
| 診療所増加率 | -2% | -27% | -33% | 4% | 5% | 7% | -4% | 0% | -6% | 8% | 3% | 3% | 0% | -4% | -5% | -17% | 11% | -28% | 2% | -2% | 12% |
| 病院増加率 | 15% | 7% | -4% | 15% | 1% | 2% | 1% | 16% | -2% | 3% | 13% | 0% | -7% | -5% | -3% | -2% | 13% | -1% | 18% | 2% | -11% |

【全国】

| | |
|--------|-----|
| 診療所 | 37% |
| 病院 | 63% |
| 診療所 | 36% |
| 病院 | 64% |
| 診療所増加率 | 10% |
| 病院増加率 | 14% |

東北地区2-①_青森県・岩手県・宮城県

(人)

6,000

5,000

4,000

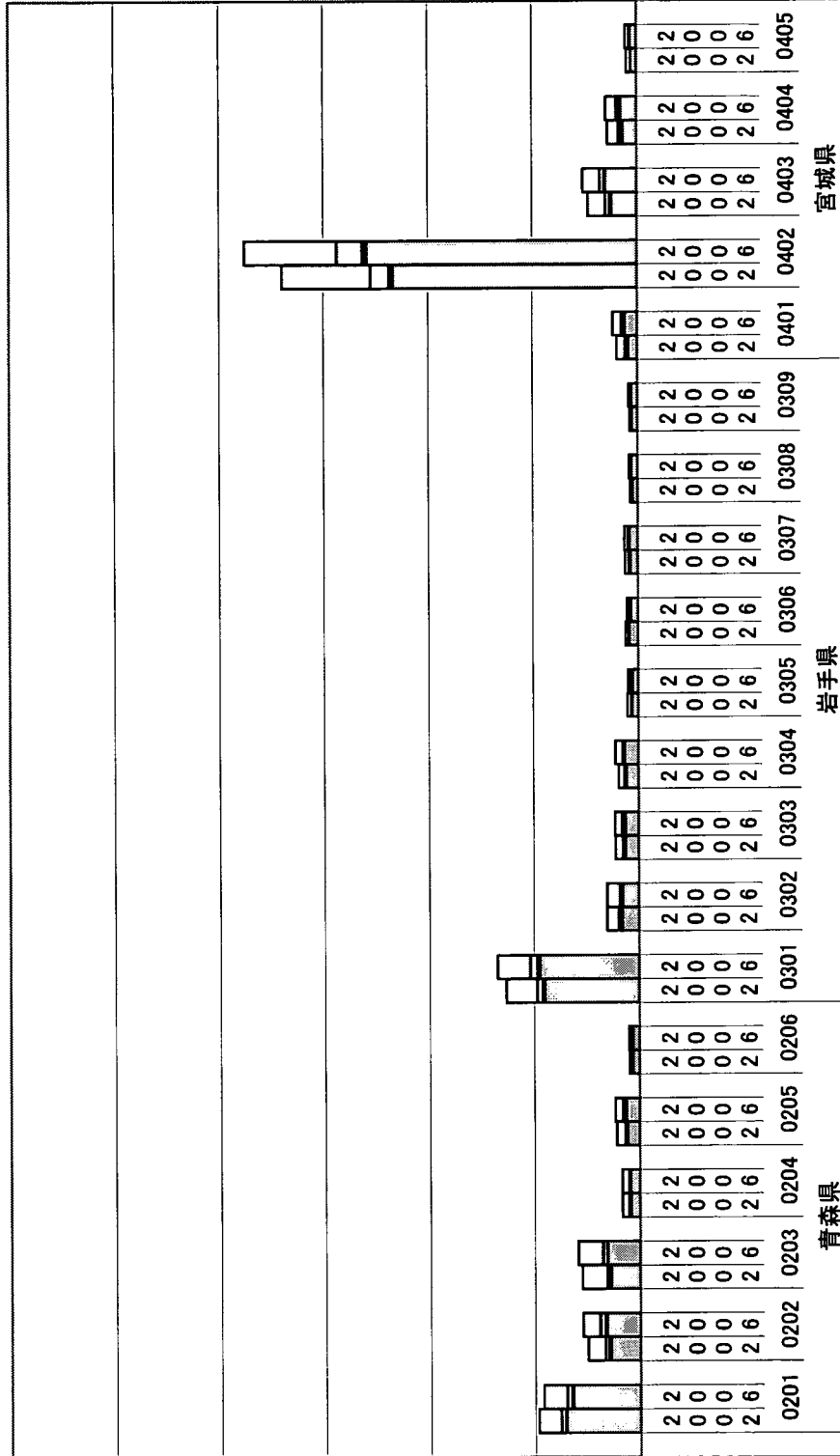
3,000

2,000

1,000

0

□ 診療所開業
□ 診療所勤務
■ 病院開業
□ 病院勤務



【各年度における開勤割合と増加率】

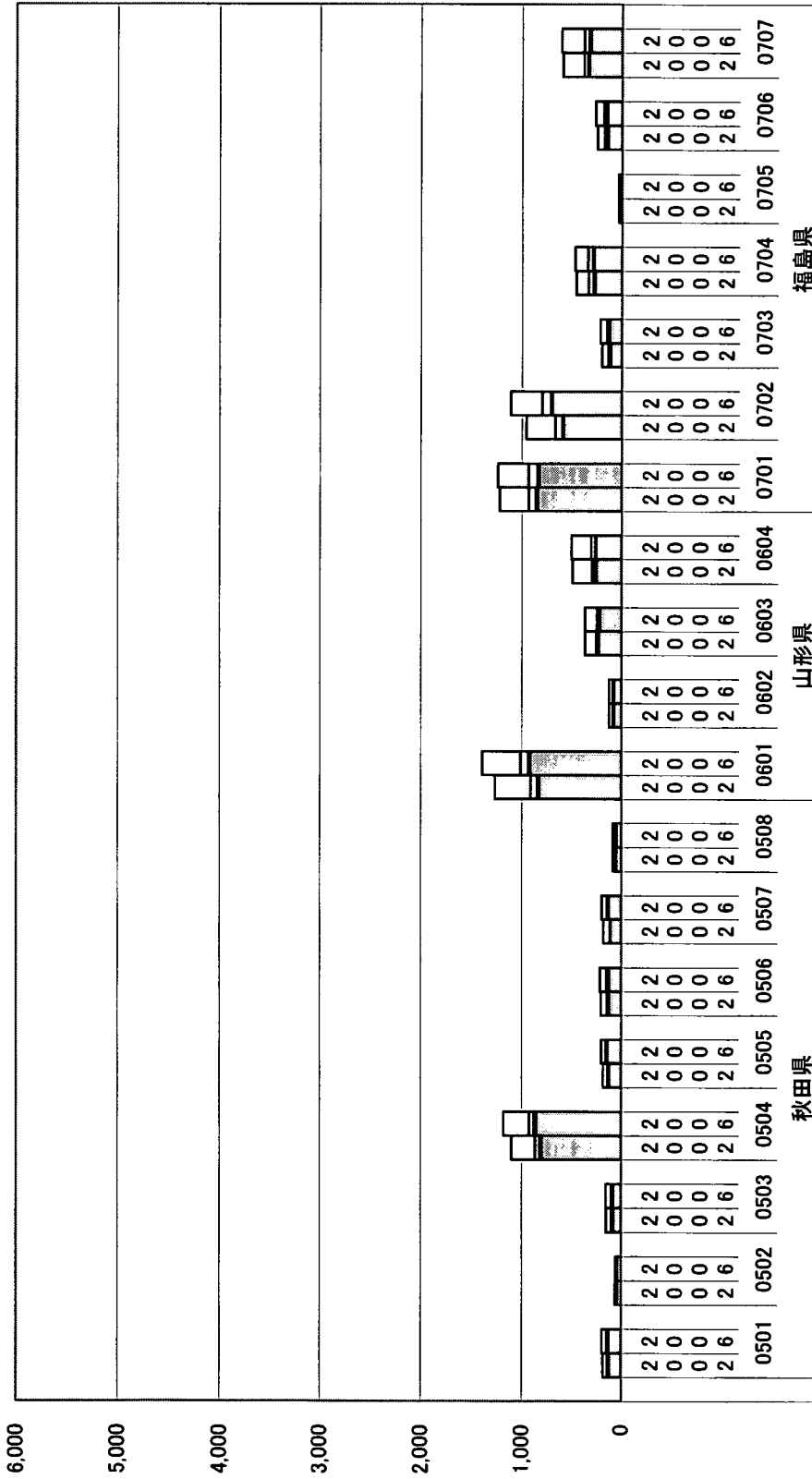
| | | | | | | | | | | | | | | | | | | | |
|--------|-----|-----|-----|-----|-----|-----|-----|-----|-----|-----|------|------|-----|-----|-----|-----|-----|-----|-----|
| 02診療所 | 27% | 40% | 49% | 45% | 46% | 34% | 27% | 46% | 40% | 37% | 40% | 30% | 29% | 27% | 51% | 30% | 45% | 49% | 39% |
| 02病院 | 73% | 60% | 51% | 55% | 54% | 66% | 73% | 54% | 60% | 63% | 60% | 70% | 71% | 73% | 49% | 70% | 55% | 51% | 61% |
| 06診療所 | 30% | 39% | 46% | 44% | 44% | 37% | 28% | 47% | 42% | 37% | 45% | 32% | 24% | 27% | 46% | 30% | 39% | 45% | 37% |
| 06病院 | 70% | 61% | 54% | 56% | 56% | 63% | 72% | 53% | 58% | 63% | 55% | 68% | 76% | 73% | 54% | 70% | 61% | 55% | 63% |
| 診療所増加率 | 6% | 5% | 1% | 0% | 3% | 15% | 10% | 1% | 7% | 14% | 7% | -6% | -5% | 15% | 7% | 11% | -3% | -2% | 8% |
| 病院増加率 | -9% | 13% | 12% | 3% | 10% | 0% | 5% | -2% | 0% | 16% | -11% | -14% | 24% | 11% | 32% | 11% | 21% | 14% | 16% |

【全国】

| | |
|--------|-----|
| 診療所 | 37% |
| 病院 | 63% |
| 診療所 | 36% |
| 病院 | 64% |
| 診療所増加率 | 10% |
| 病院増加率 | 14% |

東北地区2-②_秋田県・山形県・福島県

(人)



□ 診療所開業
□ 診療所勤務
■ 病院開業
□ 病院勤務

【各年度における開業割合と増加率】


| 区分 | 0501 | 0502 | 0503 | 0504 | 0505 | 0506 | 0507 | 0508 | 0601 | 0602 | 0603 | 0604 | 0701 | 0702 | 0703 | 0704 | 0705 | 0706 | 0707 |
|--------|------|------|------|------|------|------|------|------|------|------|------|------|------|------|------|------|------|------|------|
| 02診療所 | 32% | 38% | 43% | 25% | 30% | 41% | 40% | 38% | 33% | 38% | 36% | 47% | 30% | 38% | 41% | 37% | 60% | 41% | 42% |
| 02病院 | 68% | 62% | 57% | 75% | 70% | 59% | 60% | 62% | 67% | 62% | 64% | 53% | 70% | 62% | 59% | 63% | 40% | 59% | 58% |
| 08診療所 | 30% | 33% | 44% | 26% | 28% | 42% | 34% | 37% | 33% | 37% | 40% | 47% | 31% | 36% | 42% | 38% | 53% | 41% | 46% |
| 08病院 | 70% | 67% | 56% | 74% | 72% | 58% | 66% | 63% | 67% | 63% | 60% | 53% | 69% | 64% | 58% | 62% | 47% | 59% | 54% |
| 診療所増加率 | -3% | -17% | 3% | 12% | 2% | 6% | -7% | -6% | 9% | -2% | 9% | 3% | 8% | 8% | 10% | 7% | 0% | 9% | 13% |
| 病院増加率 | 8% | 3% | 1% | 6% | 13% | 2% | 21% | -4% | 10% | 0% | -5% | 3% | -2% | 21% | 6% | 2% | 33% | 7% | -5% |

【全国】

| | |
|--------|-----|
| 診療所 | 37% |
| 病院 | 63% |
| 診療所 | 36% |
| 病院 | 64% |
| 診療所増加率 | 10% |
| 病院増加率 | 14% |

関東地区3-①_茨城県・栃木県・群馬県

(人)



【各年度における開割割合と増加率】


| Category | 02 | 06 | 06 | 06 | 06 | 06 | 06 | 06 | 06 | 06 | 06 | 06 | 06 | 06 | 06 | 06 | 06 | 06 | 06 | 06 | 06 | 06 | 06 | 06 |
|----------|-----|-----|------|-----|-----|-----|-----|-----|-----|-----|-----|-----|-----|-----|-----|-----|-----|-----|-----|-----|-----|-----|-----|-----|
| 診療所 | 41% | 33% | 32% | 36% | 36% | 23% | 44% | 47% | 40% | 44% | 45% | 34% | 28% | 46% | 30% | 54% | 35% | 45% | 38% | 34% | 34% | 46% | 53% | 45% |
| 病院 | 59% | 67% | 68% | 64% | 64% | 77% | 56% | 53% | 60% | 56% | 55% | 66% | 72% | 54% | 70% | 46% | 65% | 55% | 62% | 66% | 66% | 54% | 47% | 55% |
| 診療所 | 39% | 35% | 37% | 39% | 34% | 21% | 45% | 49% | 39% | 43% | 37% | 33% | 29% | 45% | 28% | 54% | 38% | 46% | 38% | 33% | 37% | 45% | 49% | 46% |
| 病院 | 61% | 65% | 63% | 61% | 66% | 79% | 55% | 51% | 61% | 57% | 63% | 67% | 71% | 55% | 72% | 46% | 62% | 54% | 62% | 67% | 63% | 55% | 51% | 54% |
| 診療所増加率 | 8% | 18% | 13% | 18% | 11% | 14% | 28% | 11% | 9% | 3% | 8% | 11% | 7% | 9% | 13% | 8% | 19% | 1% | 11% | 9% | 11% | 11% | 2% | 12% |
| 病院増加率 | 16% | 5% | -12% | 6% | 23% | 31% | 23% | 3% | 16% | 5% | 54% | 15% | 4% | 14% | 20% | 7% | 7% | -1% | 9% | 16% | -3% | 13% | 20% | 9% |

【全国】

| | |
|--------|-----|
| 診療所 | 37% |
| 病院 | 63% |
| 診療所 | 36% |
| 病院 | 64% |
| 診療所増加率 | 10% |
| 病院増加率 | 14% |

関東地区3-②_埼玉県・千葉県

(人)



□ 診療所開業
 □ 診療所勤務
 ■ 病院開業
 □ 病院勤務

【各年度における開業割合と増加率】

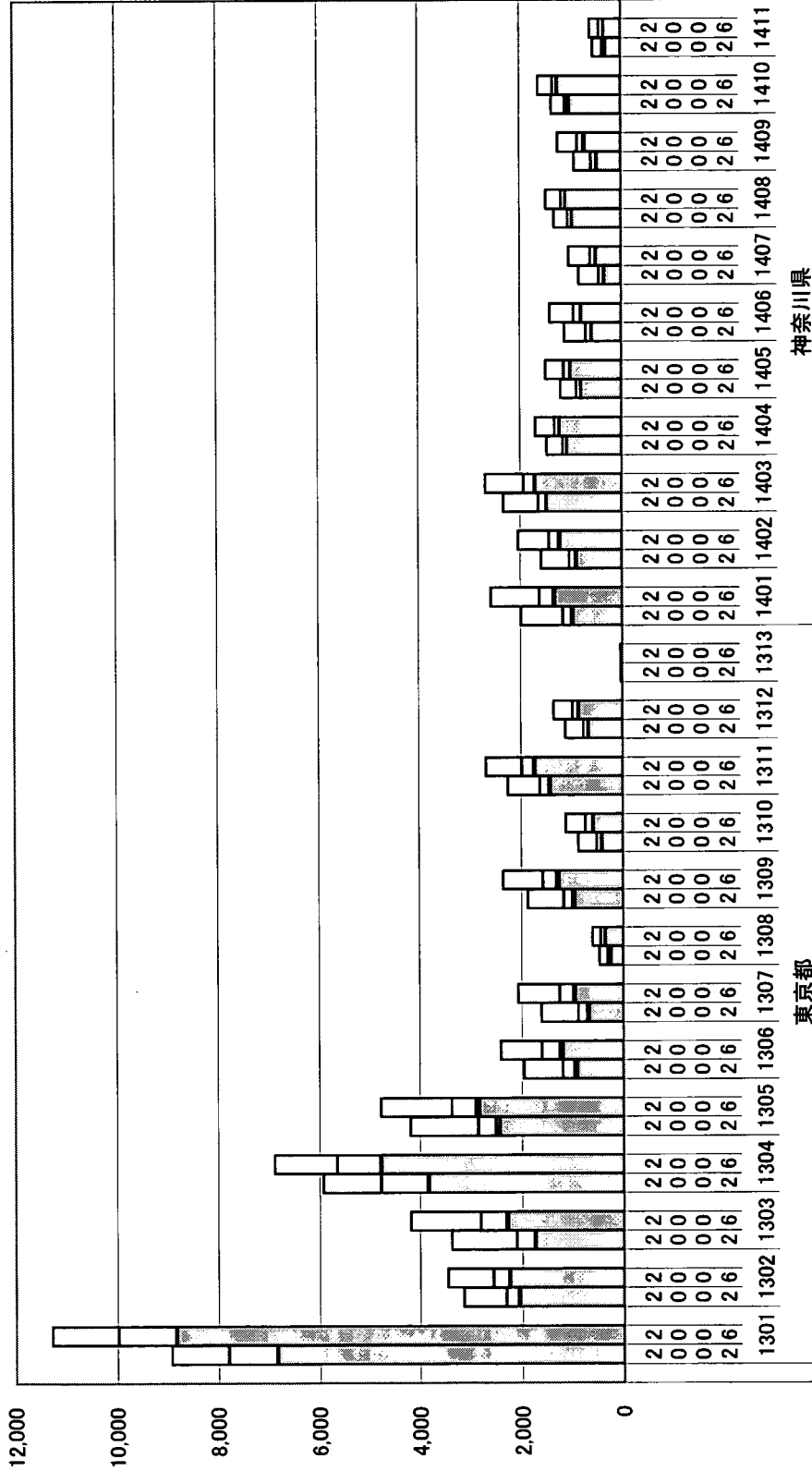
| Category | 1101 | 1102 | 1103 | 1104 | 1105 | 1106 | 1107 | 1108 | 1109 | 1201 | 1202 | 1203 | 1204 | 1205 | 1206 | 1207 | 1208 |
|----------|------|------|------|------|------|------|------|------|------|------|------|------|------|------|------|------|------|
| 02 診療所 | 34% | 45% | 35% | 20% | 45% | 55% | 54% | 46% | 49% | 27% | 48% | 42% | 39% | 31% | 39% | 22% | 51% |
| 02 病院 | 66% | 55% | 65% | 80% | 55% | 45% | 46% | 54% | 51% | 73% | 52% | 58% | 61% | 69% | 61% | 78% | 49% |
| 06 診療所 | 35% | 44% | 33% | 18% | 46% | 61% | 56% | 44% | 44% | 28% | 44% | 39% | 38% | 28% | 38% | 19% | 43% |
| 06 病院 | 65% | 56% | 67% | 82% | 54% | 39% | 44% | 56% | 56% | 72% | 56% | 61% | 62% | 72% | 62% | 81% | 57% |
| 診療所増加率 | 18% | 24% | 21% | 13% | 18% | 26% | 8% | 11% | 14% | 20% | 18% | 18% | 13% | 2% | 9% | 17% | 8% |
| 病院増加率 | 14% | 26% | 33% | 24% | 12% | -2% | 0% | 24% | 41% | 12% | 36% | 33% | 17% | 20% | 15% | 47% | 50% |

【全国】

| |
|-----|
| 37% |
| 63% |
| 36% |
| 64% |
| 10% |
| 14% |

関東地区3-③_東京都・神奈川県

(人)



【各年度における開勤割合と増加率】

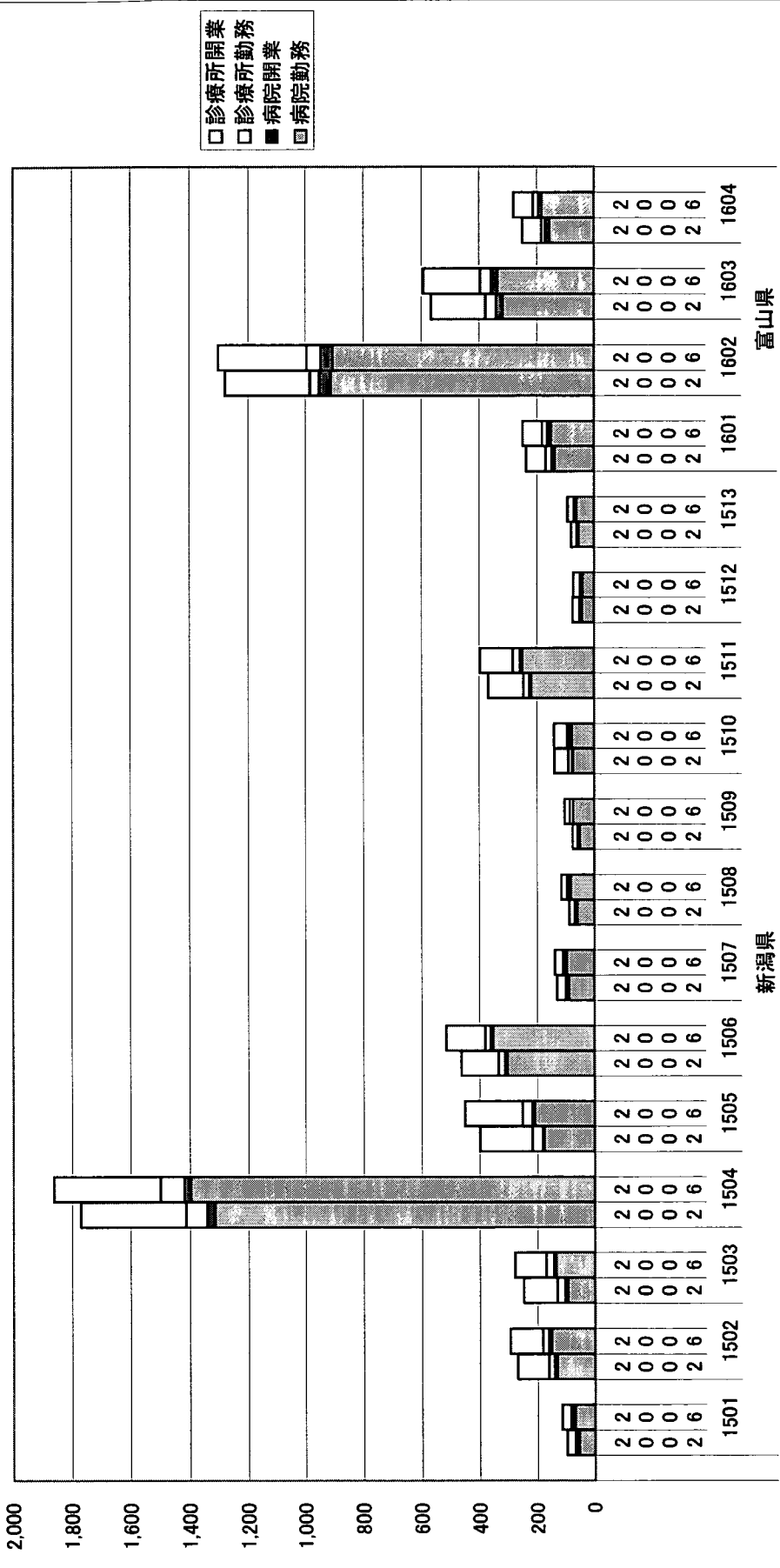
| | | | | | | | | | | | | | | | | | | | | | | | | |
|--------|-----|-----|-----|-----|-----|-----|-----|-----|-----|-----|-----|-----|-----|-----|-----|-----|-----|-----|-----|-----|-----|-----|-----|-----|
| 02診療所 | 23% | 34% | 48% | 35% | 40% | 50% | 56% | 43% | 47% | 51% | 35% | 39% | 74% | 50% | 42% | 36% | 26% | 33% | 47% | 58% | 26% | 45% | 24% | 43% |
| 02病院 | 77% | 66% | 52% | 65% | 60% | 50% | 44% | 57% | 53% | 49% | 65% | 61% | 26% | 50% | 58% | 64% | 74% | 67% | 53% | 42% | 74% | 55% | 76% | 57% |
| 06診療所 | 22% | 35% | 45% | 30% | 39% | 48% | 53% | 39% | 44% | 47% | 35% | 35% | 63% | 47% | 39% | 36% | 27% | 32% | 43% | 51% | 25% | 41% | 22% | 42% |
| 06病院 | 78% | 65% | 55% | 70% | 61% | 52% | 47% | 61% | 56% | 53% | 65% | 65% | 38% | 53% | 61% | 64% | 73% | 68% | 57% | 49% | 75% | 59% | 78% | 58% |
| 診療所増加率 | 17% | 12% | 17% | 1% | 13% | 17% | 20% | 16% | 19% | 20% | 16% | 9% | 0% | 23% | 18% | 15% | 18% | 20% | 15% | 9% | 8% | 21% | 11% | 10% |
| 病院増加率 | 29% | 9% | 31% | 24% | 15% | 30% | 38% | 38% | 32% | 38% | 20% | 28% | 67% | 36% | 35% | 15% | 14% | 26% | 34% | 46% | 13% | 47% | 22% | 12% |

【全国】

| | |
|--------|-----|
| 診療所 | 37% |
| 病院 | 63% |
| 診療所増加率 | 36% |
| 病院増加率 | 64% |
| 診療所増加率 | 10% |
| 病院増加率 | 14% |

甲信越・北陸地区4-①_新潟県・富山県

(人)



【各年度における開業割合と増加率】

| | | | | | | | | | | | | | |
|--------|-----|-----|-----|-----|-----|-----|-----|-----|-----|-----|-----|-----|-----|
| 02 診療所 | 40% | 59% | 24% | 33% | 44% | 38% | 41% | 30% | 39% | 26% | 40% | 33% | 37% |
| 02 病院 | 60% | 41% | 76% | 67% | 56% | 62% | 59% | 70% | 61% | 74% | 60% | 67% | 63% |
| 06 診療所 | 36% | 47% | 24% | 30% | 41% | 35% | 42% | 32% | 36% | 27% | 40% | 31% | 36% |
| 06 病院 | 64% | 53% | 76% | 70% | 59% | 65% | 58% | 68% | 64% | 73% | 60% | 69% | 64% |
| 診療所増加率 | 5% | 5% | 3% | 3% | -5% | -2% | 0% | 21% | -3% | 9% | 4% | 6% | 10% |
| 病院増加率 | 26% | 14% | 6% | 16% | 5% | 14% | -5% | 13% | 10% | -1% | 5% | 15% | 14% |

【全国】

| | |
|--------|-----|
| 診療所 | 37% |
| 病院 | 63% |
| 診療所 | 36% |
| 病院 | 64% |
| 診療所増加率 | 10% |
| 病院増加率 | 14% |

甲信越・北陸地区4-②_石川県・福井県・山梨県

(人)



【各年度における開業割合と増加率】

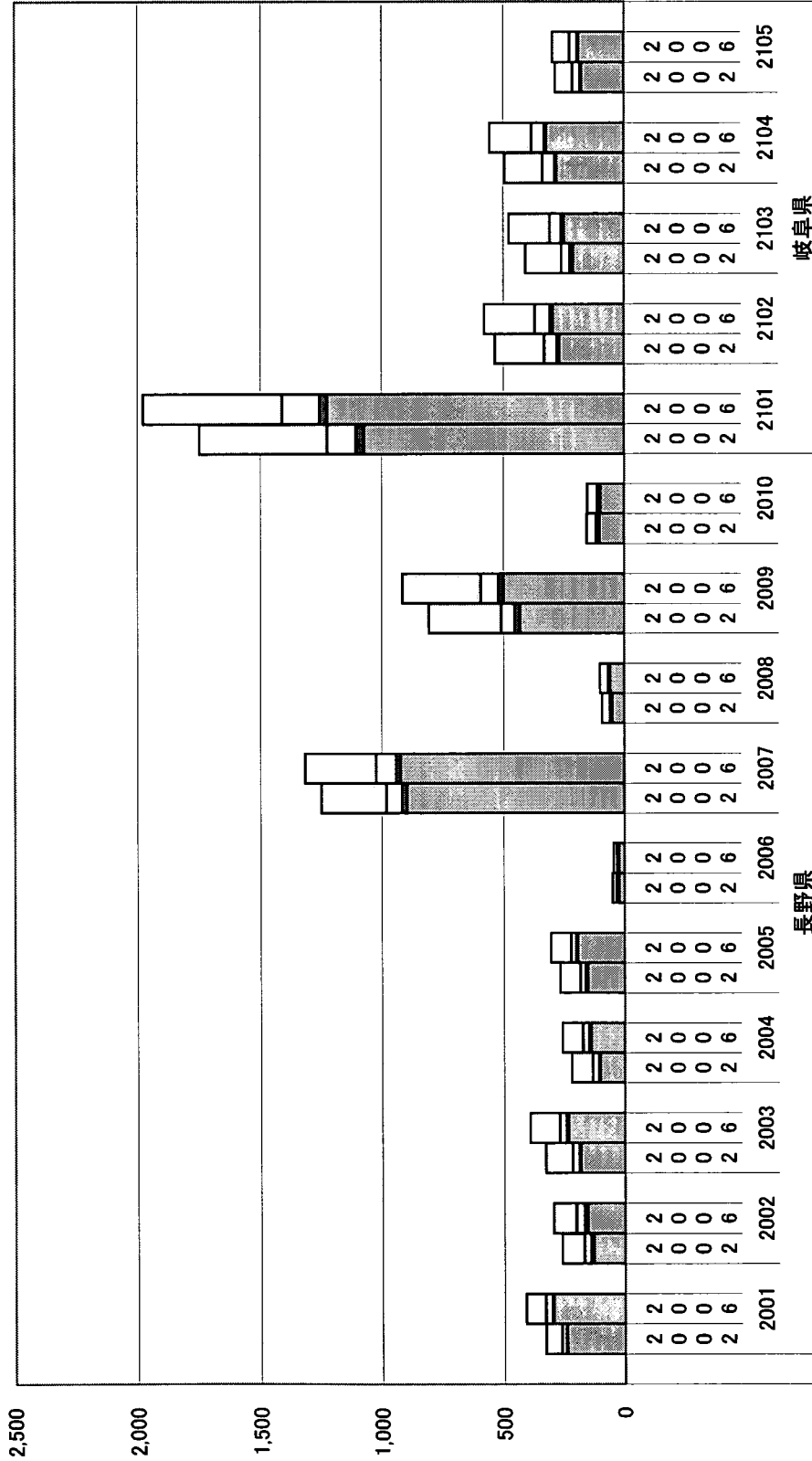
| Category | 1701 | 1702 | 1703 | 1704 | 1801 | 1802 | 1803 | 1804 | 1901 | 1902 | 1903 | 1904 | 1905 | 1906 | 1907 | 1908 |
|----------|------|------|------|------|------|------|------|------|------|------|------|------|------|------|------|------|
| 02診療所 | 38% | 25% | 38% | 39% | 26% | 43% | 43% | 32% | 29% | 27% | 43% | 33% | 55% | 44% | 51% | 49% |
| 02病院 | 62% | 75% | 62% | 61% | 74% | 57% | 57% | 68% | 71% | 73% | 57% | 67% | 45% | 56% | 49% | 51% |
| 06診療所 | 38% | 24% | 40% | 38% | 27% | 48% | 43% | 36% | 29% | 26% | 39% | 33% | 54% | 51% | 50% | 48% |
| 06病院 | 62% | 76% | 60% | 62% | 73% | 53% | 57% | 64% | 71% | 74% | 61% | 67% | 46% | 49% | 50% | 52% |
| 診療所増加率 | 5% | 4% | 8% | -6% | 15% | -3% | 2% | 21% | 5% | 9% | 4% | 0% | 9% | 19% | 1% | 11% |
| 病院増加率 | 8% | 9% | -3% | -4% | 10% | -19% | -1% | -1% | 3% | 10% | 26% | 0% | 10% | -11% | 6% | 14% |

【全国】

| |
|-----|
| 37% |
| 63% |
| 36% |
| 64% |
| 10% |
| 14% |

甲信越・北陸地区4-③_長野県・岐阜県

(人)



【各年度における開動割合と増加率】

| | | | | | | | | | | | | | | | |
|--------|-----|-----|-----|-----|-----|------|-----|-----|-----|-----|-----|-----|-----|-----|-----|
| 02診療所 | 26% | 46% | 43% | 50% | 40% | 50% | 27% | 45% | 44% | 32% | 37% | 48% | 46% | 42% | 38% |
| 02病院 | 74% | 54% | 57% | 50% | 60% | 50% | 73% | 55% | 56% | 68% | 63% | 52% | 54% | 58% | 62% |
| 06診療所 | 26% | 44% | 39% | 43% | 36% | 48% | 28% | 42% | 43% | 35% | 37% | 47% | 45% | 40% | 36% |
| 06病院 | 74% | 56% | 61% | 57% | 64% | 52% | 72% | 58% | 57% | 65% | 63% | 53% | 55% | 60% | 64% |
| 診療所増加率 | 24% | 10% | 8% | 1% | 2% | -12% | 12% | 5% | 12% | 6% | 12% | 5% | 15% | 9% | 0% |
| 病院増加率 | 25% | 18% | 28% | 36% | 24% | -4% | 3% | 16% | 15% | -5% | 13% | 10% | 17% | 15% | 7% |

【全国】

| | |
|--------|-----|
| 診療所 | 37% |
| 病院 | 63% |
| 診療所 | 36% |
| 病院 | 64% |
| 診療所増加率 | 10% |
| 病院増加率 | 14% |

甲信越・北陸地区4-④_静岡県・愛知県

(人)

7,000

6,000

5,000

4,000

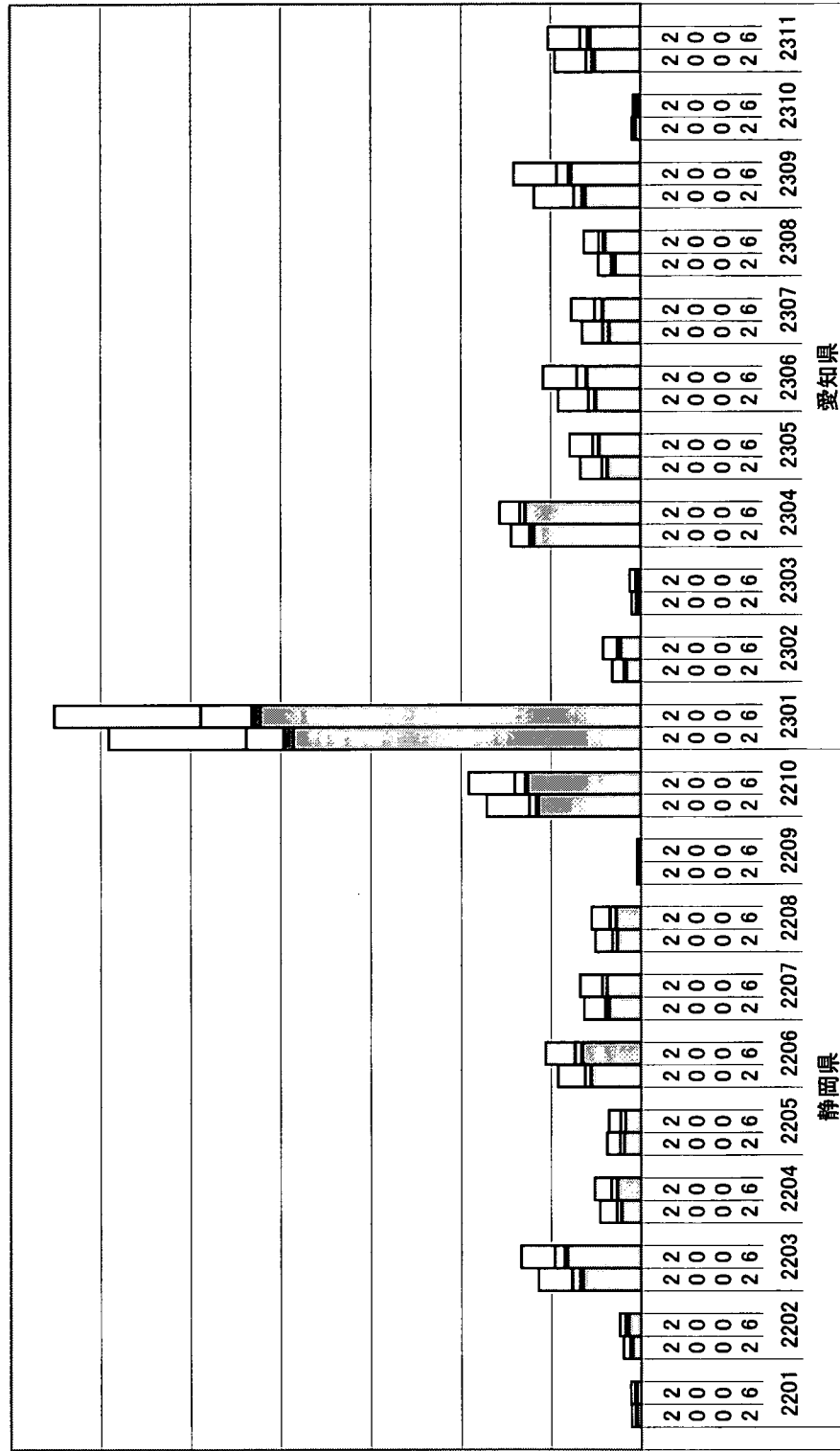
3,000

2,000

1,000

0

□ 診療所開業
□ 診療所勤務
■ 病院開業
□ 病院勤務



愛知県

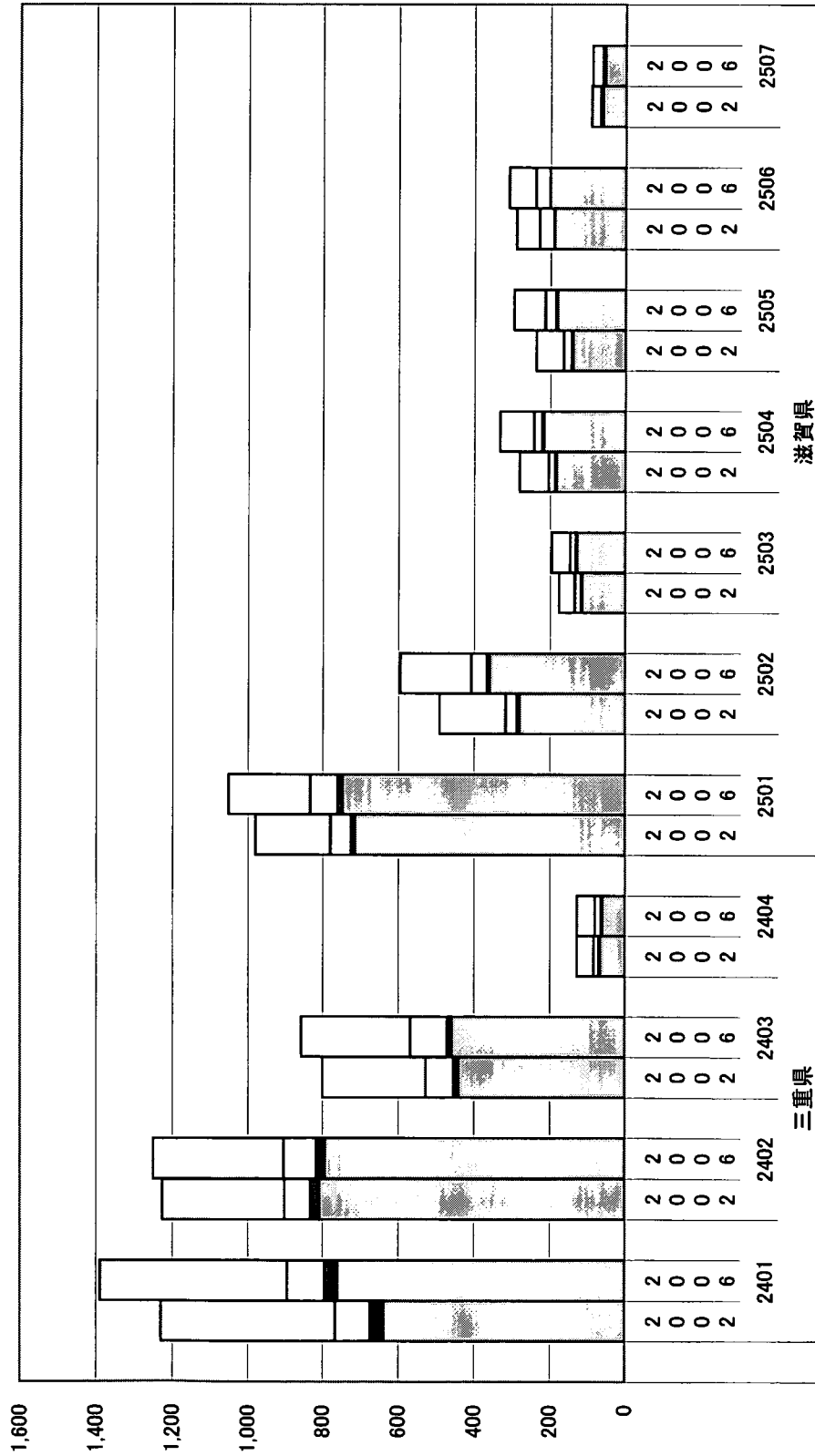
静岡県

【各年度における開勤割合と増加率】

| 区分 | 2201 | 2202 | 2203 | 2204 | 2205 | 2206 | 2207 | 2208 | 2209 | 2210 | 2211 | 2212 | 2213 | 2214 | 2215 | 2216 | 2217 | 2218 | 2219 | 2220 | 2221 | 2222 | 2223 | 2224 | 2225 | 2226 | 2227 | 2228 | 2229 | 2230 | 2231 | 2232 | 2233 | 2234 | 2235 | 2236 | 2237 | 2238 | 2239 | 2240 | 2241 | 2242 | 2243 | 2244 | 2245 | 2246 | 2247 | 2248 | 2249 | 2250 | 2251 | 2252 | 2253 | 2254 | 2255 | 2256 | 2257 | 2258 | 2259 | 2260 | 2261 | 2262 | 2263 | 2264 | 2265 | 2266 | 2267 | 2268 | 2269 | 2270 | 2271 | 2272 | 2273 | 2274 | 2275 | 2276 | 2277 | 2278 | 2279 | 2280 | 2281 | 2282 | 2283 | 2284 | 2285 | 2286 | 2287 | 2288 | 2289 | 2290 | 2291 | 2292 | 2293 | 2294 | 2295 | 2296 | 2297 | 2298 | 2299 | 2300 | 2301 | 2302 | 2303 | 2304 | 2305 | 2306 | 2307 | 2308 | 2309 | 2310 | 2311 |
|--------|------|------|------|------|------|------|------|------|------|------|------|------|------|------|------|------|------|------|------|------|------|------|------|------|------|------|------|------|------|------|------|------|------|------|------|------|------|------|------|------|------|------|------|------|------|------|------|------|------|------|------|------|------|------|------|------|------|------|------|------|------|------|------|------|------|------|------|------|------|------|------|------|------|------|------|------|------|------|------|------|------|------|------|------|------|------|------|------|------|------|------|------|------|------|------|------|------|------|------|------|------|------|------|------|------|------|------|------|------|------|------|
| 02診療所 | 55% | 49% | 41% | 51% | 49% | 40% | 43% | 46% | 77% | 32% | 33% | 48% | 80% | 17% | 44% | 44% | 45% | 36% | 45% | 42% | 43% | | | | | | | | | | | | | | | | | | | | | | | | | | | | | | | | | | | | | | | | | | | | | | | | | | | | | | | | | | | | | | | | | | | | | | | | | | | | | | | | | | | | | | | | | | |
| 02病院 | 45% | 51% | 59% | 49% | 51% | 60% | 57% | 54% | 23% | 68% | 67% | 53% | 20% | 83% | 56% | 56% | 55% | 64% | 55% | 58% | 57% | | | | | | | | | | | | | | | | | | | | | | | | | | | | | | | | | | | | | | | | | | | | | | | | | | | | | | | | | | | | | | | | | | | | | | | | | | | | | | | | | | | | | | | | | | |
| 06診療所 | 56% | 41% | 36% | 47% | 50% | 38% | 43% | 48% | 73% | 33% | 34% | 46% | 74% | 17% | 41% | 41% | 44% | 35% | 43% | 51% | 43% | | | | | | | | | | | | | | | | | | | | | | | | | | | | | | | | | | | | | | | | | | | | | | | | | | | | | | | | | | | | | | | | | | | | | | | | | | | | | | | | | | | | | | | | | | |
| 06病院 | 44% | 59% | 64% | 53% | 50% | 62% | 57% | 52% | 27% | 67% | 66% | 54% | 26% | 83% | 59% | 56% | 56% | 65% | 57% | 49% | 57% | | | | | | | | | | | | | | | | | | | | | | | | | | | | | | | | | | | | | | | | | | | | | | | | | | | | | | | | | | | | | | | | | | | | | | | | | | | | | | | | | | | | | | | | | | |
| 診療所増加率 | 8% | 1% | 5% | 5% | -3% | 10% | 8% | 12% | -11% | 13% | 12% | 26% | 13% | 15% | 9% | 18% | 18% | 29% | 14% | 8% | 8% | | | | | | | | | | | | | | | | | | | | | | | | | | | | | | | | | | | | | | | | | | | | | | | | | | | | | | | | | | | | | | | | | | | | | | | | | | | | | | | | | | | | | | | | | | |
| 病院増加率 | 4% | 40% | 26% | 24% | -6% | 18% | 6% | 4% | 9% | 11% | 9% | 36% | 60% | 8% | 23% | 19% | 19% | 38% | 24% | -23% | 9% | | | | | | | | | | | | | | | | | | | | | | | | | | | | | | | | | | | | | | | | | | | | | | | | | | | | | | | | | | | | | | | | | | | | | | | | | | | | | | | | | | | | | | | | | | |
| 【全国】 | 37% | 63% | 36% | 64% | 10% | 14% | | | | | | | | | | | | | | | | | | | | | | | | | | | | | | | | | | | | | | | | | | | | | | | | | | | | | | | | | | | | | | | | | | | | | | | | | | | | | | | | | | | | | | | | | | | | | | | | | | | | | | | | | |

近畿地区3-①_三重県・滋賀県

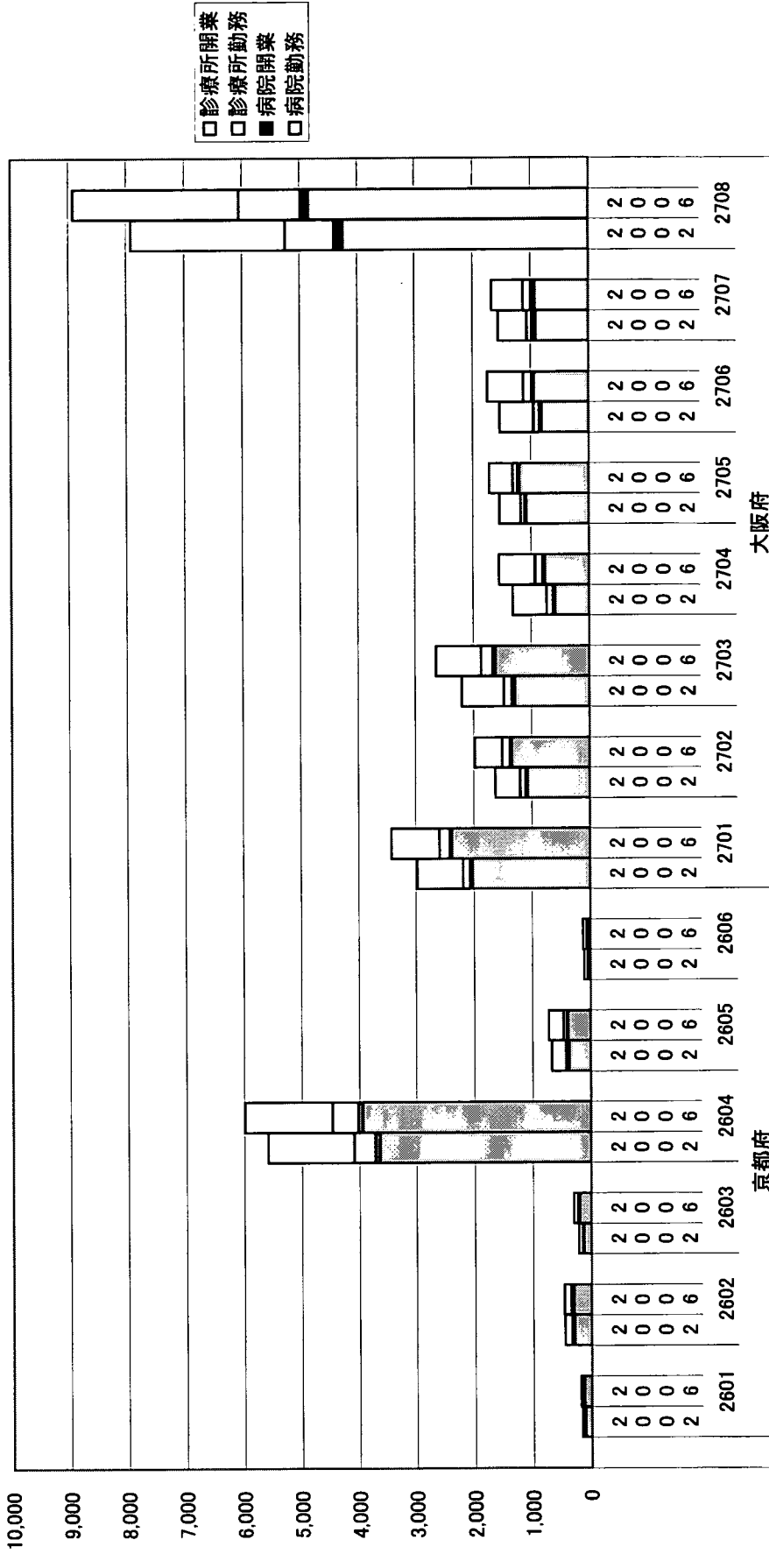
(人)



【各年度における開勤割合と増加率】

| Category | 2401 | 2402 | 2403 | 2404 | 2501 | 2502 | 2503 | 2504 | 2505 | 2506 | 2507 | 【全国】 |
|----------|------|------|------|------|------|------|------|------|------|------|------|------|
| 02診療所 | 45% | 32% | 43% | 46% | 26% | 42% | 34% | 33% | 40% | 34% | 32% | 37% |
| 02病院 | 55% | 68% | 57% | 54% | 74% | 58% | 60% | 67% | 60% | 66% | 68% | 63% |
| 06診療所 | 43% | 35% | 45% | 50% | 28% | 39% | 34% | 34% | 38% | 35% | 36% | 36% |
| 06病院 | 57% | 65% | 55% | 50% | 72% | 61% | 66% | 66% | 63% | 65% | 64% | 64% |
| 診療所増加率 | 7% | 10% | 11% | 9% | 14% | 13% | 12% | 19% | 17% | 8% | 10% | 10% |
| 病院増加率 | 18% | -2% | 4% | -9% | 5% | 27% | 11% | 18% | 30% | 6% | -10% | 14% |

近畿地区3-②_京都府・大阪府

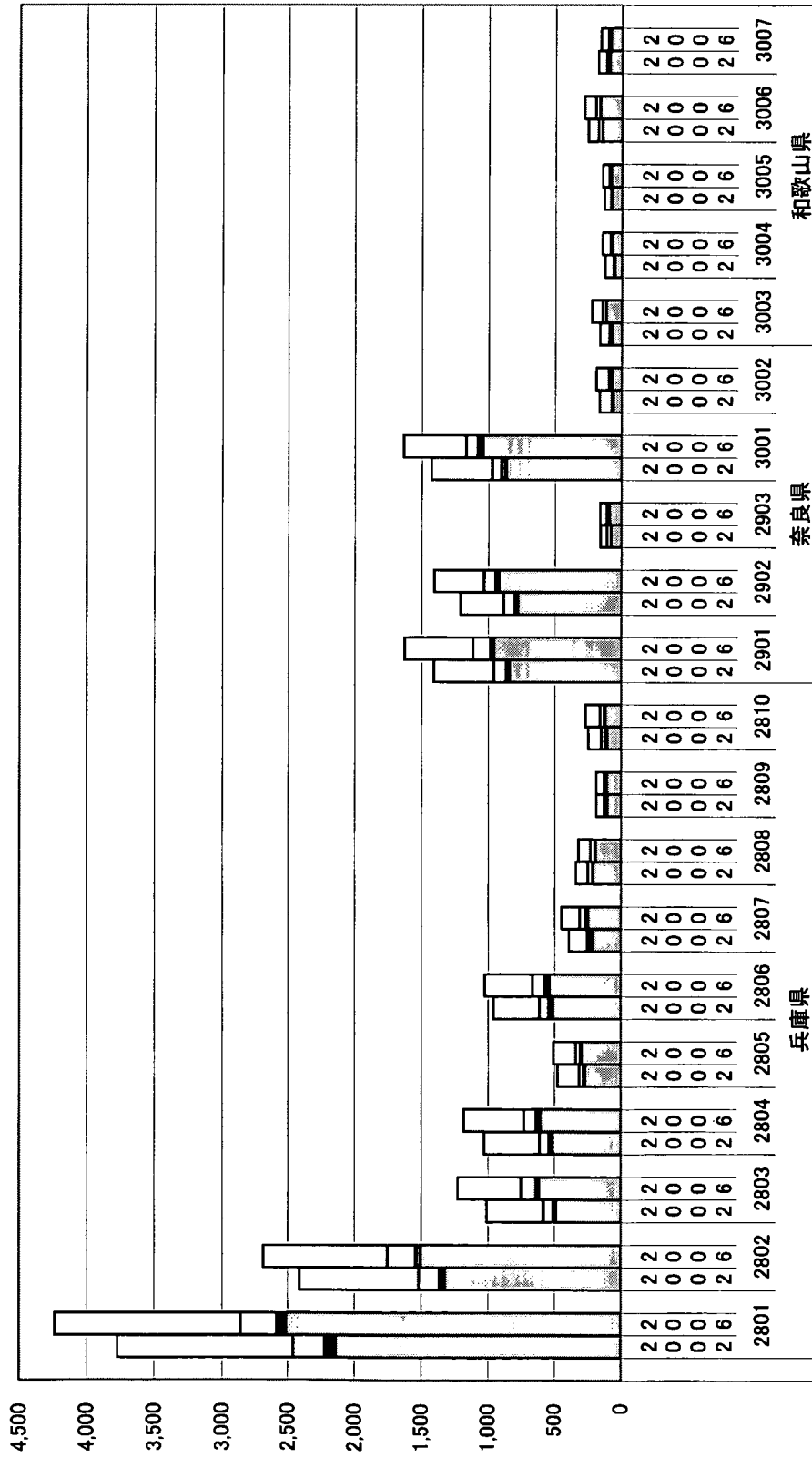


【各年度における開業割合と増加率】

| | | | | | | | | | | | | | | |
|--------|-----|-----|-----|-----|-----|-----|-----|-----|-----|-----|-----|-----|-----|-----|
| 02診療所 | 35% | 35% | 39% | 33% | 42% | 64% | 31% | 32% | 40% | 53% | 28% | 44% | 37% | 44% |
| 02病院 | 65% | 65% | 61% | 67% | 58% | 36% | 69% | 68% | 60% | 47% | 72% | 56% | 63% | 56% |
| 06診療所 | 33% | 34% | 30% | 33% | 43% | 60% | 30% | 31% | 37% | 49% | 28% | 44% | 41% | 44% |
| 06病院 | 67% | 66% | 70% | 67% | 57% | 40% | 70% | 69% | 63% | 51% | 72% | 56% | 59% | 56% |
| 診療所増加率 | 5% | 0% | 6% | 6% | 10% | 9% | 10% | 15% | 13% | 9% | 13% | 12% | 17% | 12% |
| 病院増加率 | 13% | 4% | 54% | 8% | 6% | 25% | 17% | 24% | 25% | 28% | 10% | 15% | 1% | 13% |
| 【全国】 | 37% | 63% | 36% | 64% | 10% | 14% | | | | | | | | |

近畿地区3-③_兵庫県・奈良県・和歌山県

(人)



【各年度における開勤割合と増加率】

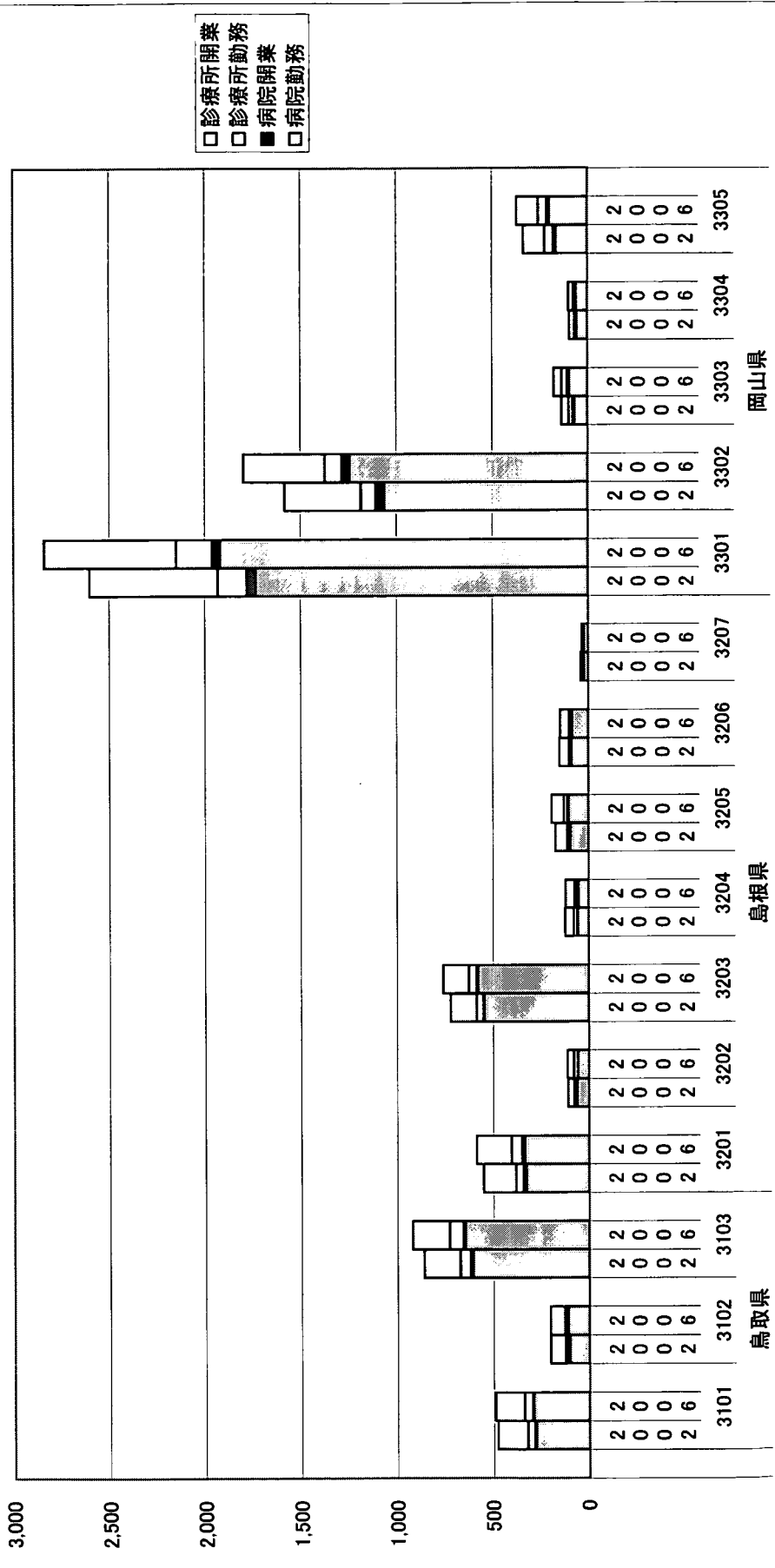
| 区分 | 2801 | 2802 | 2803 | 2804 | 2805 | 2806 | 2807 | 2808 | 2809 | 2810 | 2901 | 2902 | 2903 | 3002 | 3003 | 3004 | 3005 | 3006 | 3007 |
|--------|------|------|------|------|------|------|------|------|------|------|------|------|------|------|------|------|------|------|------|
| 02診療所 | 41% | 43% | 49% | 47% | 41% | 43% | 41% | 36% | 42% | 53% | 38% | 34% | 50% | 60% | 55% | 54% | 45% | 42% | 46% |
| 02病院 | 59% | 57% | 51% | 53% | 59% | 57% | 59% | 64% | 58% | 47% | 62% | 66% | 50% | 40% | 45% | 46% | 55% | 58% | 54% |
| 06診療所 | 39% | 43% | 48% | 46% | 40% | 44% | 41% | 39% | 41% | 52% | 40% | 33% | 42% | 59% | 47% | 49% | 45% | 41% | 46% |
| 06病院 | 61% | 57% | 52% | 54% | 60% | 56% | 59% | 61% | 59% | 48% | 60% | 67% | 58% | 41% | 53% | 51% | 55% | 59% | 54% |
| 診療所増加率 | 7% | 10% | 17% | 11% | 4% | 9% | 14% | 2% | -1% | 7% | 19% | 13% | -15% | 6% | 17% | 6% | 7% | 7% | -12% |
| 病院増加率 | 16% | 13% | 26% | 18% | 8% | 5% | 16% | -9% | 4% | 11% | 14% | 18% | 18% | 18% | 61% | 30% | 7% | 11% | -11% |

【全国】

| | |
|--------|-----|
| 診療所 | 37% |
| 病院 | 63% |
| 診療所 | 36% |
| 病院 | 64% |
| 診療所増加率 | 10% |
| 病院増加率 | 14% |

中国・四国地区4-①_鳥取県・島根県・岡山県

(人)



【全国】

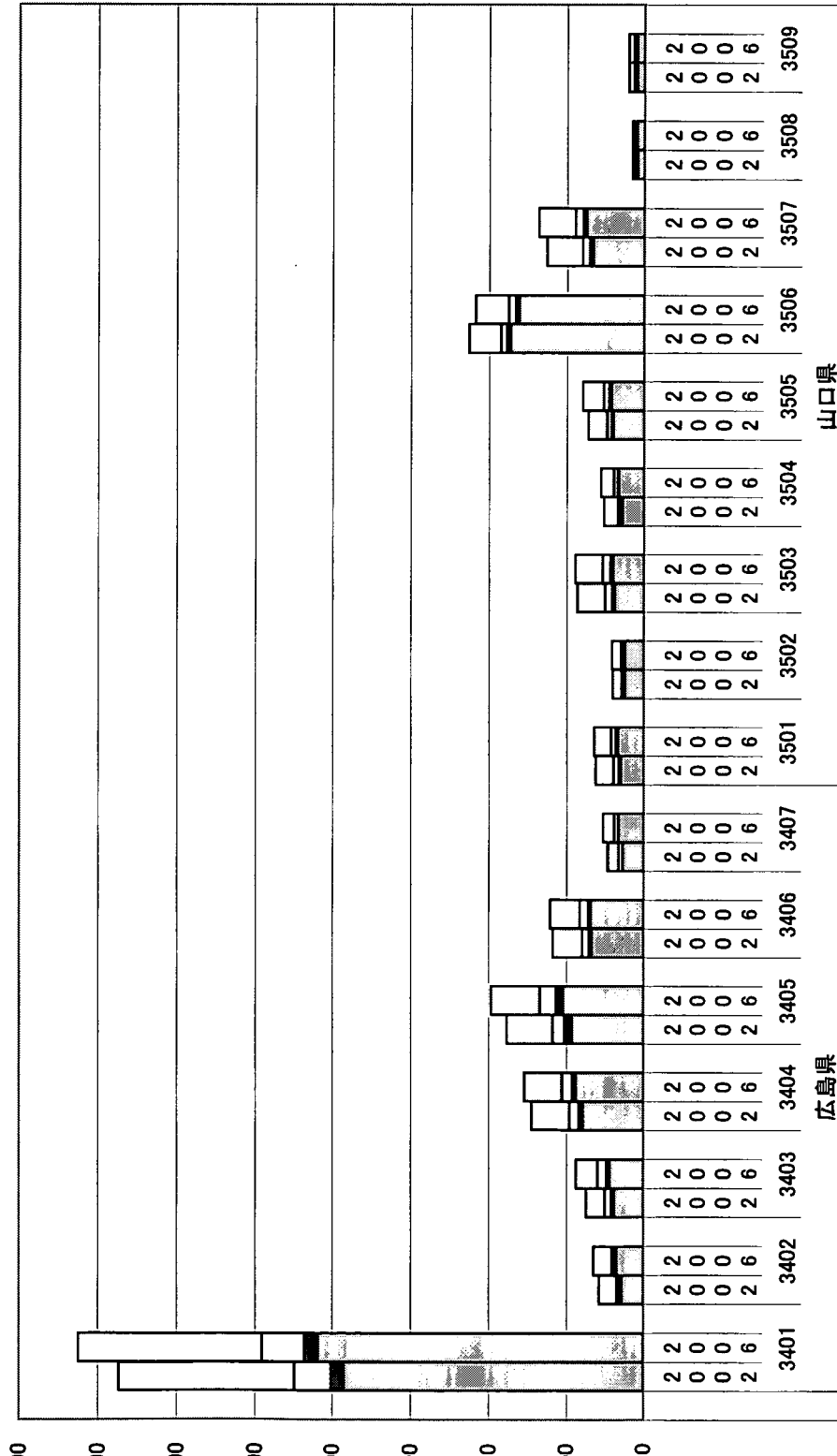
| | |
|--------|-----|
| 診療所 | 37% |
| 病院 | 63% |
| 診療所 | 36% |
| 病院 | 64% |
| 診療所増加率 | 10% |
| 病院増加率 | 14% |

【各年度における開動割合と増加率】

| Category | 3101 | 3102 | 3103 | 3201 | 3202 | 3203 | 3204 | 3205 | 3206 | 3207 | 3301 | 3302 | 3303 | 3304 | 3305 |
|----------|------|------|------|------|------|------|------|------|------|------|------|------|------|------|------|
| 02診療所 | 41% | 45% | 28% | 38% | 41% | 24% | 52% | 42% | 41% | 44% | 32% | 30% | 43% | 34% | 47% |
| 02病院 | 59% | 55% | 72% | 62% | 59% | 76% | 48% | 58% | 59% | 56% | 68% | 70% | 57% | 66% | 53% |
| 06診療所 | 39% | 42% | 29% | 41% | 49% | 23% | 53% | 43% | 42% | 36% | 31% | 29% | 41% | 33% | 43% |
| 06病院 | 61% | 58% | 71% | 59% | 51% | 77% | 47% | 57% | 58% | 64% | 69% | 71% | 59% | 67% | 57% |
| 診療所増加率 | -1% | -7% | 9% | 14% | 22% | 2% | 0% | 14% | 0% | -29% | 7% | 8% | 24% | 0% | 0% |
| 病院増加率 | 4% | 7% | 6% | 2% | -9% | 6% | -3% | 10% | -4% | -5% | 10% | 16% | 36% | 6% | 19% |

中国・四国地区4-②_広島県・山口県

(人)



【各年度における開業割合と増加率】

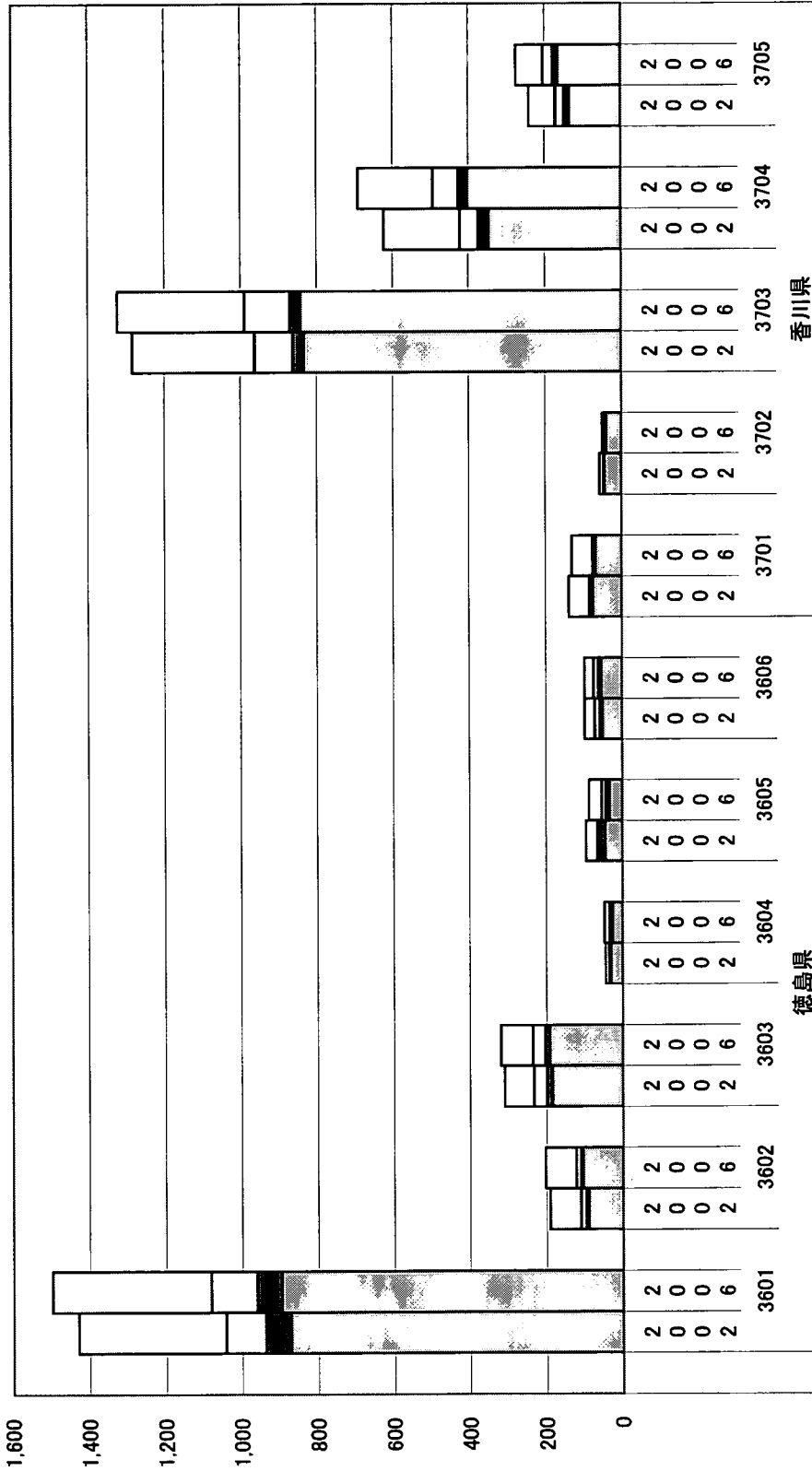
| | | | | | | | | | | | | | | | |
|--------|-----|-----|-----|-----|-----|-----|-----|-----|-----|-----|-----|-----|-----|-----|-----|
| 02診療所 | 40% | 46% | 44% | 42% | 41% | 40% | 48% | 37% | 53% | 43% | 41% | 22% | 45% | 34% | 48% |
| 02病院 | 60% | 54% | 56% | 58% | 59% | 60% | 52% | 64% | 47% | 57% | 59% | 78% | 55% | 66% | 52% |
| 06診療所 | 40% | 42% | 47% | 42% | 42% | 35% | 43% | 38% | 52% | 38% | 44% | 24% | 43% | 35% | 47% |
| 06病院 | 60% | 58% | 53% | 58% | 58% | 65% | 57% | 62% | 48% | 62% | 56% | 76% | 57% | 65% | 53% |
| 診療所増加率 | 6% | 2% | 25% | 11% | 5% | -2% | -7% | 5% | 1% | -4% | 18% | 7% | 4% | 4% | -2% |
| 病院増加率 | 8% | 22% | 13% | 11% | 1% | 21% | 12% | 0% | 5% | 16% | 6% | -6% | 12% | 2% | 0% |

【全国】

| | |
|--------|-----|
| 診療所 | 37% |
| 病院 | 63% |
| 診療所 | 36% |
| 病院 | 64% |
| 診療所増加率 | 10% |
| 病院増加率 | 14% |

中国・四国地区4-③_徳島県・香川県

(人)



□ 診療所開業
 □ 診療所勤務
 ■ 病院開業
 □ 病院勤務

【各年度における開割割合と増加率】

| 項目 | 3601 | 3602 | 3603 | 3604 | 3605 | 3606 | 3701 | 3702 | 3703 | 3704 | 3705 |
|--------|------|------|------|------|------|------|------|------|------|------|------|
| 02 診療所 | 34% | 50% | 36% | 29% | 41% | 40% | 42% | 21% | 33% | 40% | 39% |
| 02 病院 | 66% | 50% | 64% | 71% | 59% | 60% | 58% | 79% | 67% | 60% | 61% |
| 06 診療所 | 36% | 45% | 37% | 44% | 50% | 37% | 46% | 18% | 34% | 38% | 35% |
| 06 病院 | 64% | 55% | 63% | 56% | 50% | 63% | 54% | 82% | 66% | 62% | 65% |
| 診療所増加率 | 10% | -4% | 5% | 62% | 13% | -5% | 2% | -25% | 7% | 6% | 4% |
| 病院増加率 | 2% | 16% | 2% | -16% | -23% | 5% | -11% | -9% | 1% | 14% | 20% |

【全国】

| | |
|--------|-----|
| 診療所 | 37% |
| 診療所勤務 | 63% |
| 病院 | 36% |
| 病院勤務 | 64% |
| 診療所増加率 | 10% |
| 病院増加率 | 14% |