

Figure 4

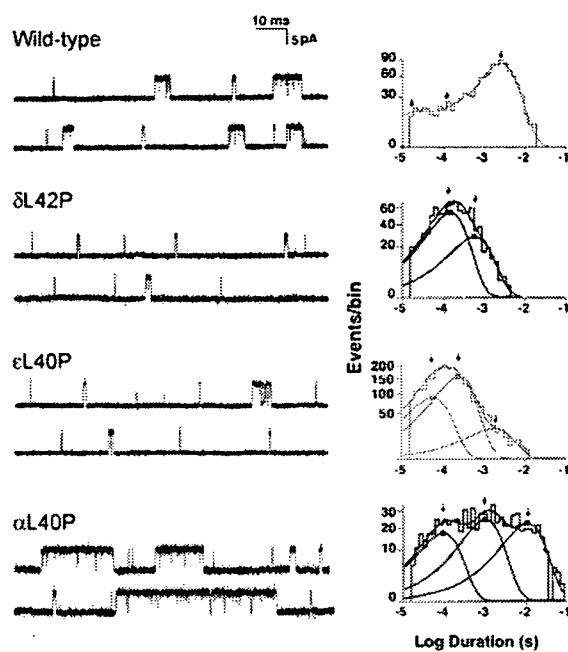


Figure 5

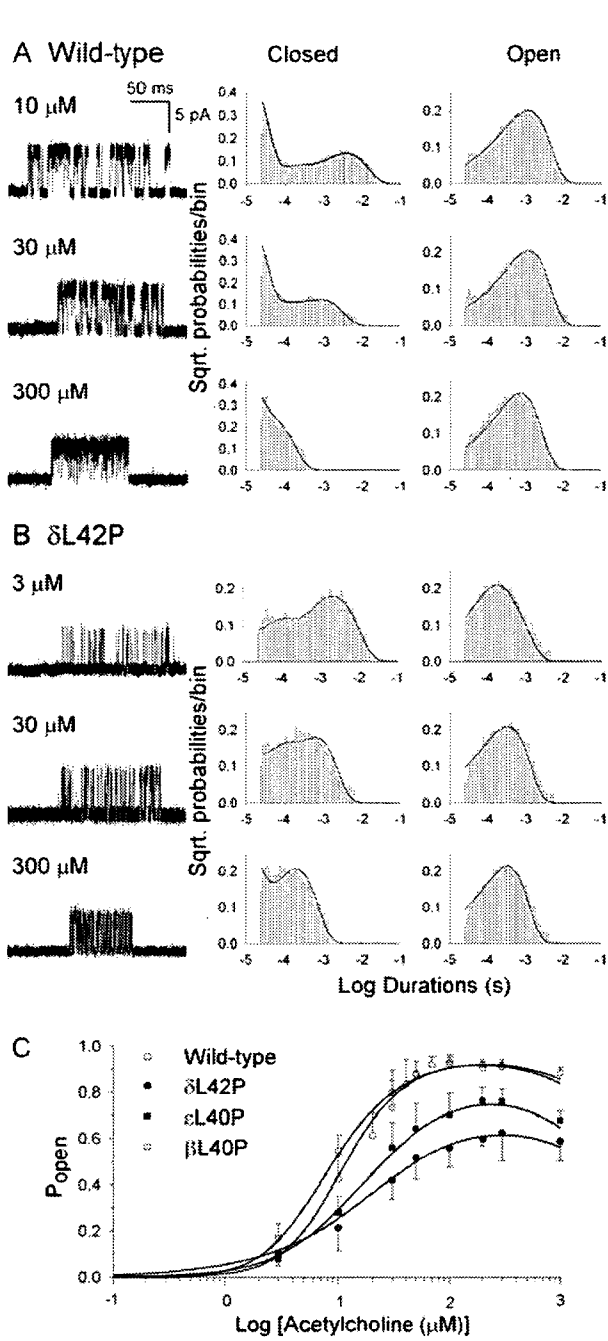


Figure 6

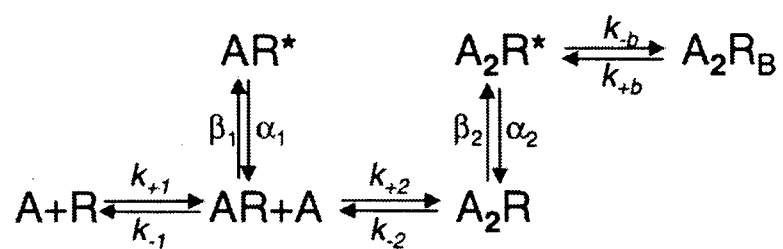
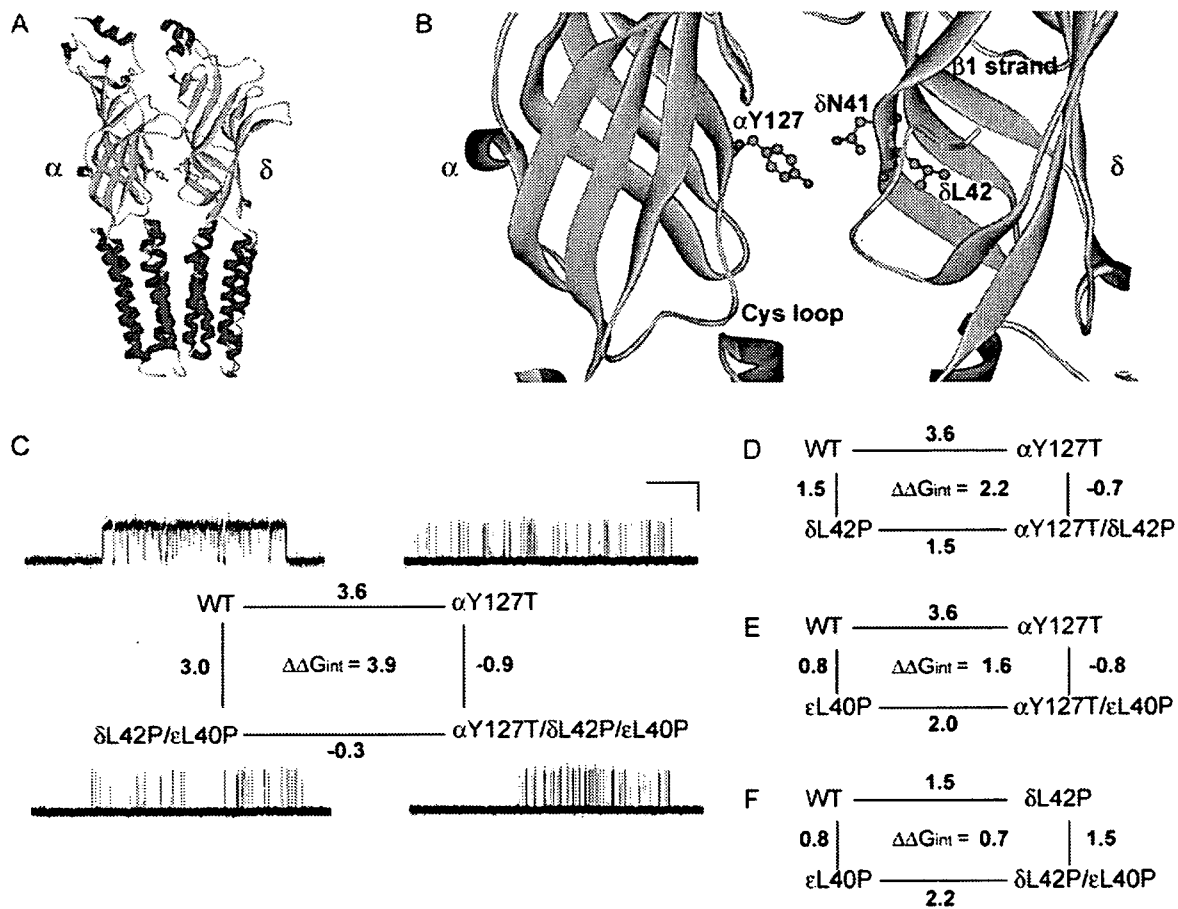


Figure 7



Reference List

1. Engel, A.G., and Sine, S.M. 2005. Current understanding of congenital myasthenic syndromes. *Curr. Opin. Pharmacol.* **5**:306-321.
2. Ohno, K., Tsujino, A., Brengman, J.M., Harper, C.M., Bajzer, Z., Udd, B., Beyring, R., Robb, S., Kirkham, F.J., and Engel, A.G. 2001. Choline acetyltransferase mutations cause myasthenic syndrome associated with episodic apnea in humans. *Proc. Natl. Acad. Sci. USA* **98**:2017-2022.
3. Ohno, K., Brengman, J.M., Tsujino, A., and Engel, A.G. 1998. Human endplate acetylcholinesterase deficiency caused by mutations in the collagen-like tail subunit (ColQ) of the asymmetric enzyme. *Proc. Natl. Acad. Sci. USA* **95**:9654-9659.
4. Donger, C., Krejci, E., Serradell, P., Eymard, B., Bon, S., Nicole, S., Chateau, D., Gary, F., Fardeau, M., Massoulié, J. et al. 1998. Mutation in the human acetylcholinesterase-associated gene, *COLQ*, is responsible for congenital myasthenic syndrome with end-plate acetylcholinesterase deficiency. *Am. J. Hum. Genet.* **63**:967-975.
5. Ohno, K., Engel, A.G., Shen, X.-M., Selcen, D., Brengman, J.M., Harper, C.M., Tsujino, A., and Milone, M. 2002. Rapsyn mutations in humans cause endplate acetylcholine receptor deficiency and myasthenic syndrome. *Am. J. Hum. Genet.* **70**:875-885.

6. Tsujino, A., Maertens, C., Ohno, K., Shen, X.-M., Fukuda, T., Harper, C.M., Cannon, S.C., and Engel, A.G. 2003. Myasthenic syndrome caused by mutation of the *SCN4A* sodium channel. *Proc. Natl. Acad. Sci. USA* **100**:7377-7382.
7. Chevessier, F., Faraut, B., Ravel-Chapuis, A., Richard, P., Gaudon, K., Bauche, S., Prioleau, C., Herbst, R., Goillot, E., Ioos, C. et al. 2004. MUSK, a new target for mutations causing congenital myasthenic syndrome. *Hum. Mol. Genet.* **13**:3229-3240.
8. Beeson, D., Higuchi, O., Palace, J., Cossins, J., Spearman, H., Maxwell, S., Newsom-Davis, J., Burke, G., Fawcett, P., Motomura, M. et al. 2006. Dok-7 mutations underlie a neuromuscular junction synaptopathy. *Science.* **313**:1975-1978.
9. Engel, A.G., Ohno, K., and Sine, S.M. 2003. Sleuthing molecular targets for neurological diseases at the neuromuscular junction. *Nature Rev. Neurosci.* **4**:339-352.
10. Galzi, J.L., Rvah, F., Bessis, A., and Changeux, J.-P. 1991. Functional architecture of the nicotinic acetylcholine receptor: from electric organ to brain. *Ann. Rev. Pharmacol. Toxicol* **31**:37-72.
11. Unwin, N. 2005. Refined structure of the nicotinic acetylcholine receptor at 4 Å resolution. *J. Mol. Biol.* **346**:967-989.
12. Dellisanti, C.D., Yao, Y., Stroud, J.C., Wang, Z.Z., and Chen, L. 2007. Crystal structure of the extracellular domain of nAChR $\alpha 1$ bound to α -bungarotoxin at 1.94 Å resolution. *Nat Neurosci* **10**:953-962.

13. Mukhtasimova, N., and Sine, S.M. 2007. An inter-subunit trigger of channel gating in the muscle nicotinic receptor. *J. Neurol. Sci.* **27**:4110-4119.
14. Keller, S.H., and Taylor, P. 1999. Determinants responsible for assembly of the nicotinic acetylcholine receptor. *J. Gen. Physiol.* **113**:171-176.
15. Sine, S.M., and Taylor, P. 1979. Functional consequences of agonist mediated state transitions in the cholinergic receptor. Studies in cultured muscle cells. *J. Biol. Chem.* **254**:3315-3325.
16. Horovitz, A., and Fersht, A. 1990. Strategy for analyzing the co-operativity of intramolecular interactions in peptides and proteins. *J. Mol. Biol.* **214**:613-617.
17. Martin, A.R. 1994. Amplification of neuromuscular transmission by postjunctional folds. *Proc. R. Soc. Lond. B.* **258**:321-326.
18. Fambrough, D.M., Engel, A.G., and Rosenberry, T.L. 1982. Acetylcholinesterase of human erythrocytes and neuromuscular junctions: Homologies revealed by monoclonal antibodies. *Proc. Natl. Acad. Sci. USA.* **79**:1078-1082.
19. Engel, A.G. 1994. Quantitative morphological studies of muscle. In *Myology*. A.G.Engel, and Franzini-Armstrong, C., editors. McGraw-Hill. New York. 1018-1045.
20. Engel, A.G., Lindstrom, J.M., Lambert, E.H., and Lennon, V.A. 1977. Ultrastructural localization of the acetylcholine receptor in myasthenia gravis and in its experimental autoimmune model. *Neurology* **27**:307-315.

21. Engel, A.G., Nagel, A., Walls, T.J., Harper, C.M., and Waisburg, H.A. 1993. Congenital myasthenic syndromes. I. Deficiency and short open-time of the acetylcholine receptor. *Muscle Nerve* **16**:1284-1292.
22. Uchitel, O., Engel, A.G., Walls, T.J., Nagel, A., Atassi, Z.M., and Brill, V. 1993. Congenital myasthenic syndromes. II. A syndrome attributed to abnormal interaction of acetylcholine with its receptor. *Muscle Nerve* **16**:1293-1301.
23. Elmqvist, D., and Quastel, D.M.J. 1965. A quantitative study of end-plate potentials in isolated human muscle. *J. Physiol. (Lond)* **178**:505-529.
24. Ohno, K., Wang, H.-L., Milone, M., Bren, N., Brengman, J.M., Nakano, S., Quiram, P., Pruitt, J.N., Sine, S.M., and Engel, A.G. 1996. Congenital myasthenic syndrome caused by decreased agonist binding affinity due to a mutation in the acetylcholine receptor ϵ subunit. *Neuron* **17**:157-170.
25. Sigworth, F.J., and Sine, S.M. 1987. Data transformation for improved display and fitting of single-channel dwell time histograms. *Biophys. J.* **52**:1047-1054.
26. Sakmann, B., Patlak, J., and Neher, E. 1980. Single acetylcholine-activated channels show burst kinetics in the presence of desensitizing concentrations of agonist. *NAT* **286**:71-73.
27. Colquhoun, D., and Sakmann, B. 1985. Fast events in single channel currents activated by acetylcholine and its analogues at the frog muscle end-plate. *J. Physiol. (Lond)* **369**:501-557.

28. Qin, F., Auerbach, A., and Sachs, F. 1996. Estimating single-channel kinetic parameters from idealized patch-clamp data containing missed events. *Biophys. J.* **70**:264-280.
29. Shen, X.-M., Ohno, K., Tsujino, A., Brengman, J.M., Gingold, M., Sine, S.M., and Engel, A.G. 2003. Mutation causing severe myasthenia reveals functional asymmetry of AChR signature Cys-loops in agonist binding and gating. *J. Clin. Invest.* **111**:497-505.
30. Colquhoun, D., and Hawkes, A.G. 1995. A Q-matrix cookbook: How to write only one program to calculate the single-channel and macroscopic predictions for any kinetic mechanism. In *Single-Channel recording*. B.Sakmann, and Neher, E., editors. Plenum Press. New York. 589-633.
31. Colquhoun, D., and Hawkes, A.G. 1995. The principles of the stochastic interpretation of ion channel mechanisms. In *Single-Channel Recording*. B.Sakmann, and Neher, E., editors. Plenum. New York. 397-482.