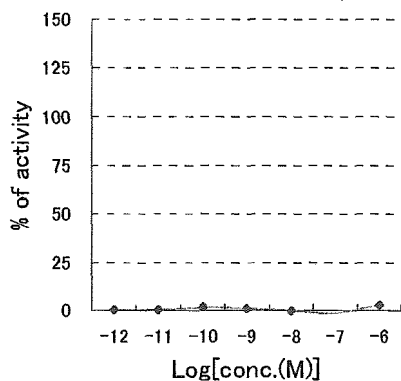


sample No. AT127
 chemical name Phenol, 4,4'-(diethylideneethylene)di-, diacetate
 CAS. 84-19-5

AR agonist assay

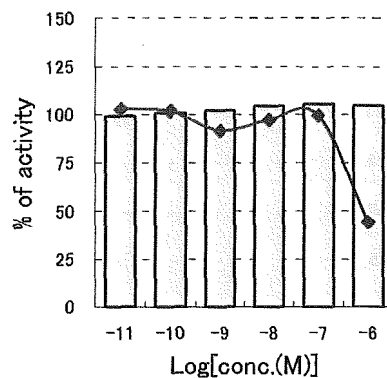
LOG[conc.(M)]	luc
-6	2.9
-7	-1.1
-8	0.0
-9	1.2
-10	1.9
-11	0.3
-12	0.2



AR antagonist assay

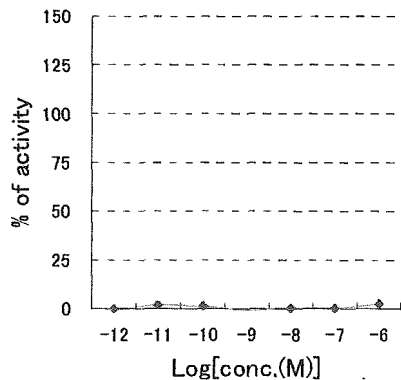
LOG[conc.(M)]	luc	ren
-6	45	105
-7	100	106
-8	97	104
-9	92	102
-10	102	101
-11	103	99

Cell viability



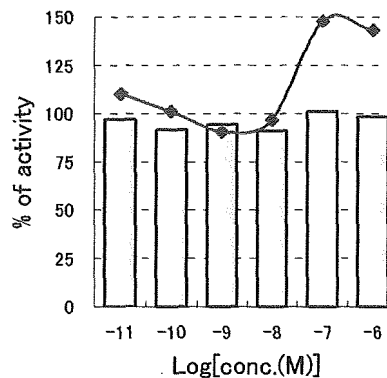
TRβ-RXR agonist assay

LOG[conc.(M)]	luc
-6	2.6
-7	0.5
-8	0.6
-9	-0.6
-10	1.6
-11	2.0
-12	0.1



TRβ-RXR antagonist assay

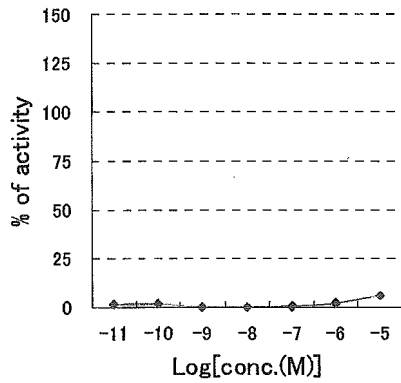
LOG[conc.(M)]	luc	ren
-6	143	98
-7	148	101
-8	97	91
-9	91	94
-10	101	92
-11	110	97



sample No. AT128
 chemical name Benzidine, 3,3'-dimethyl-
 CAS. 119-93-7

AR agonist assay

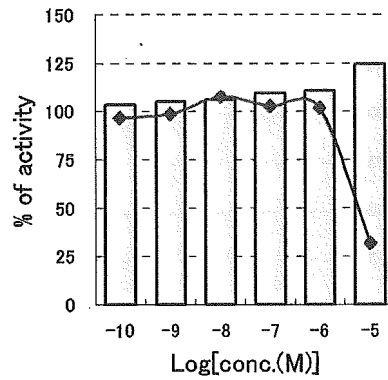
LOG[conc.(M)]	luc
-5	6.0
-6	2.1
-7	0.7
-8	0.3
-9	0.3
-10	2.1
-11	1.7



AR antagonist assay

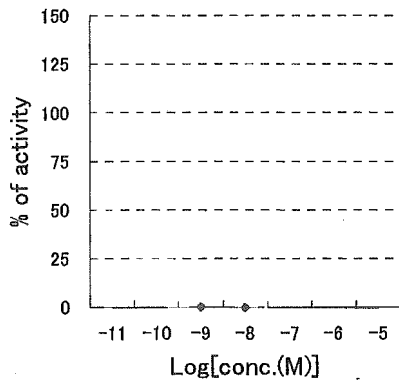
LOG[conc.(M)]	luc	ren
-5	32	124
-6	102	111
-7	103	109
-8	108	106
-9	99	105
-10	97	103

Cell viability



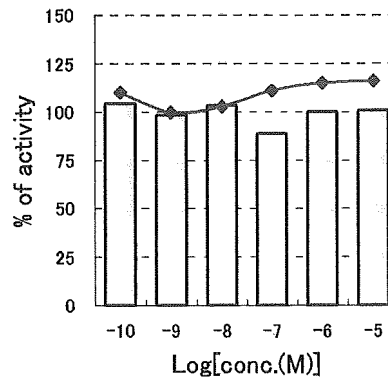
TRβ-RXR agonist assay

LOG[conc.(M)]	luc
-5	-0.6
-6	-0.3
-7	-0.3
-8	-0.1
-9	0.4
-10	-0.3
-11	-0.3



TRβ-RXR antagonist assay

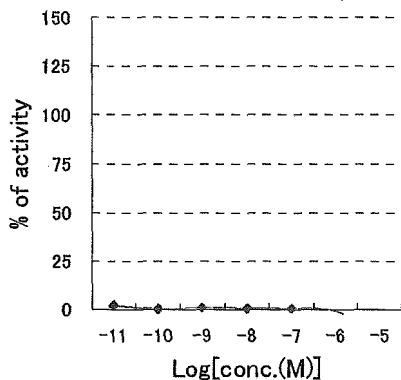
LOG[conc.(M)]	luc	ren
-5	116	101
-6	115	100
-7	111	89
-8	103	103
-9	100	98
-10	110	104



sample No. AT129
 chemical name 1,2,5,6,9,10-Hexabromocyclododecane
 CAS. 3194-55-6

AR agonist assay

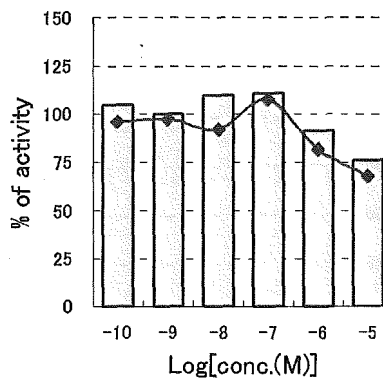
LOG[conc.(M)]	luc
-5	-11.0
-6	-0.5
-7	0.5
-8	0.6
-9	0.9
-10	0.2
-11	2.0



AR antagonist assay

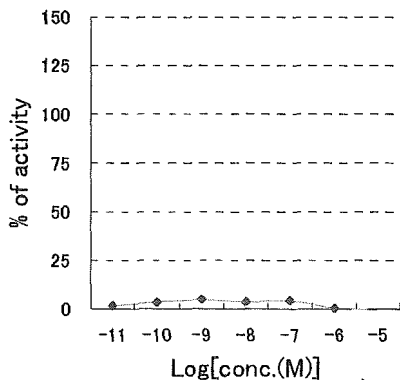
LOG[conc.(M)]	luc	ren
-5	68	76
-6	82	91
-7	108	111
-8	92	110
-9	97	100
-10	96	105

Cell viability



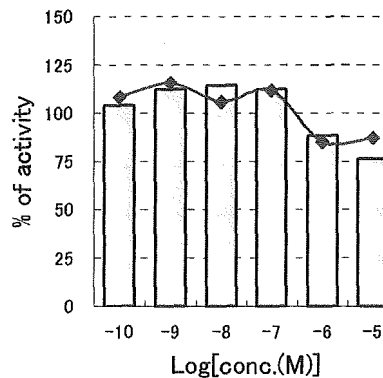
TRβ-RXR agonist assay

LOG[conc.(M)]	luc
-5	-0.3
-6	0.5
-7	4.4
-8	4.0
-9	5.1
-10	3.6
-11	1.6



TRβ-RXR antagonist assay

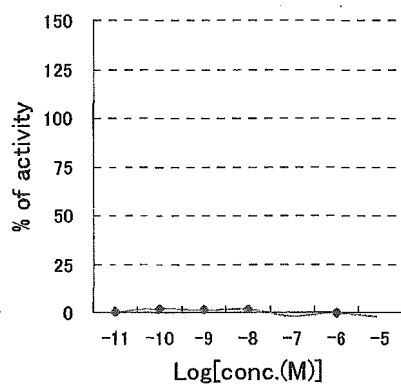
LOG[conc.(M)]	luc	ren
-5	87	76
-6	85	88
-7	112	112
-8	106	114
-9	115	112
-10	109	104



sample No. AT130
 chemical name Cyclododecane, hexabromo-
 CAS. 25637-99-4

AR agonist assay

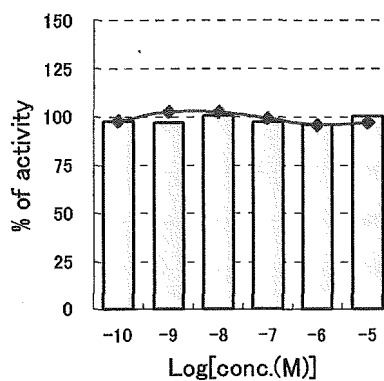
LOG[conc.(M)]	luc
-5	-2.0
-6	-0.1
-7	-1.6
-8	1.9
-9	1.4
-10	2.0
-11	0.2



AR antagonist assay

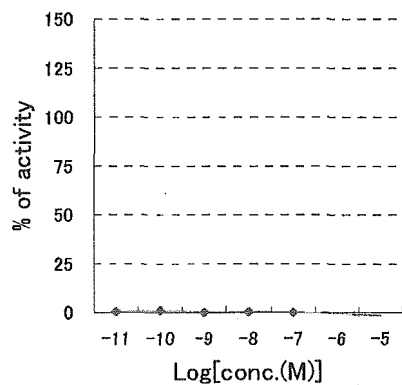
LOG[conc.(M)]	luc	ren
-5	97	100
-6	96	96
-7	100	97
-8	103	101
-9	103	97
-10	98	98

Cell viability



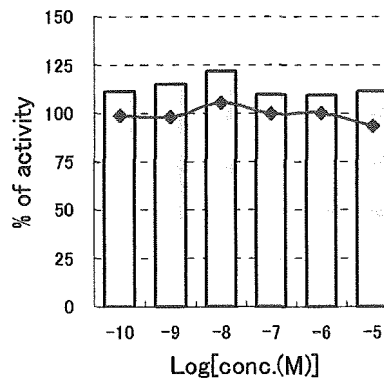
TRβ-RXR agonist assay

LOG[conc.(M)]	luc
-5	-1.2
-6	-0.5
-7	0.3
-8	0.5
-9	0.3
-10	1.0
-11	0.6



TRβ-RXR antagonist assay

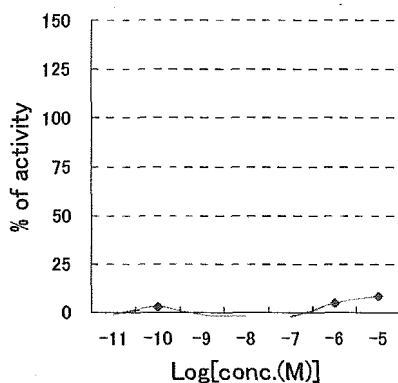
LOG[conc.(M)]	luc	ren
-5	93	111
-6	100	109
-7	100	110
-8	106	122
-9	98	115
-10	99	111



sample No. AT131
 chemical name Biphenyl, 4,4'-diiodo-
 CAS. 3001-15-8

AR agonist assay

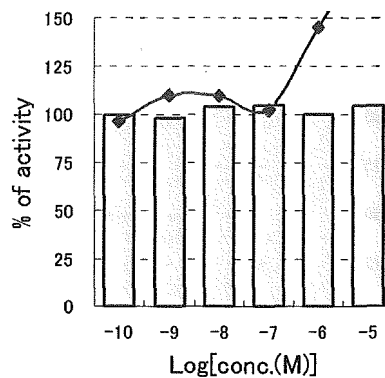
LOG[conc.(M)]	luc
-5	8.2
-6	4.7
-7	-1.6
-8	-1.6
-9	-1.0
-10	2.8
-11	-0.9



AR antagonist assay

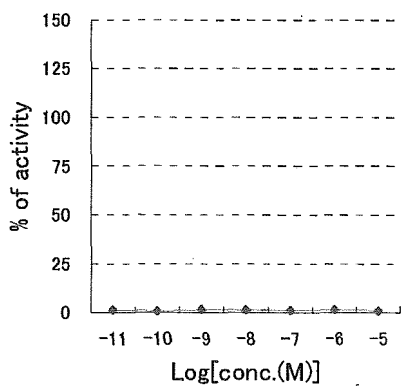
LOG[conc.(M)]	luc	ren
-5	186	104
-6	145	100
-7	102	104
-8	109	104
-9	110	98
-10	96	100

Cell viability



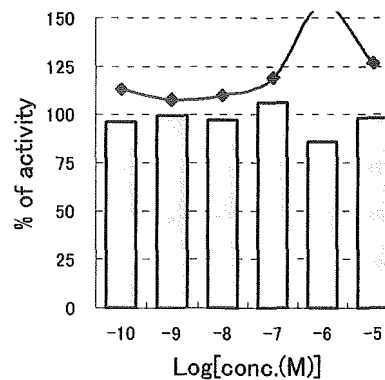
TRβ-RXR agonist assay

LOG[conc.(M)]	luc
-5	0.8
-6	1.6
-7	1.2
-8	1.5
-9	1.6
-10	1.0
-11	1.5



TRβ-RXR antagonist assay

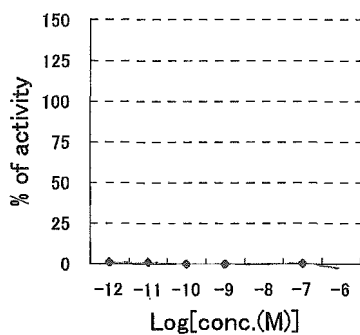
LOG[conc.(M)]	luc	ren
-5	127	98
-6	157	86
-7	119	106
-8	110	97
-9	108	100
-10	113	96



sample No. AT132
 chemical name 2,2'-Diiodobiphenyl
 CAS. 2236-52-4

AR agonist assay

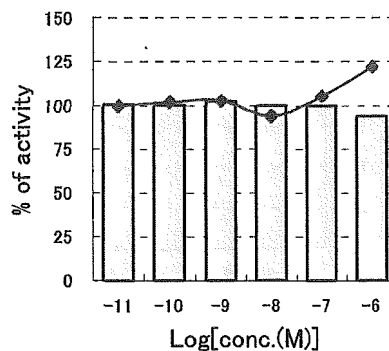
LOG[conc.(M)]	luc
-6	-2.5
-7	0.3
-8	-0.4
-9	0.1
-10	0.2
-11	0.9
-12	1.1



AR antagonist assay

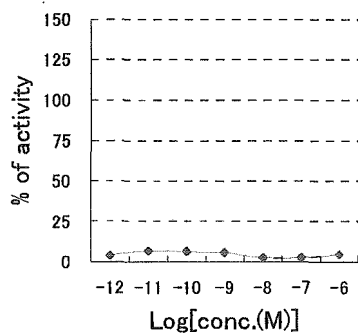
LOG[conc.(M)]	luc	ren
-6	122	94
-7	106	100
-8	94	100
-9	103	102
-10	102	100
-11	100	101

Cell viability



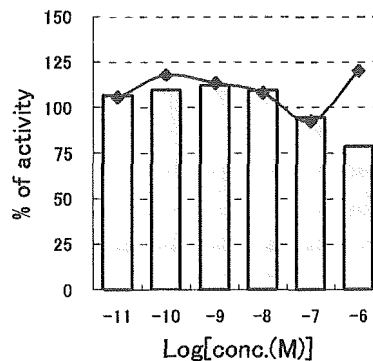
TRβ-RXR agonist assay

LOG[conc.(M)]	luc
-6	4.6
-7	2.5
-8	2.5
-9	5.7
-10	6.4
-11	6.9
-12	4.0



TRβ-RXR antagonist assay

LOG[conc.(M)]	luc	ren
-6	120	79
-7	93	94
-8	108	110
-9	114	112
-10	118	110
-11	106	106

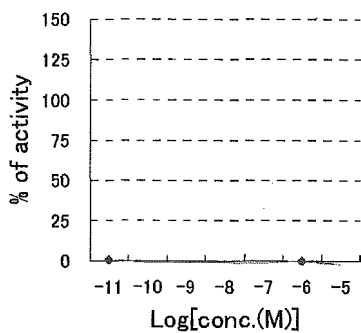


sample No. AT133

chemical name Methyl 2-benzimidazolecarbamate
 CAS. 10605-21-7

AR agonist assay

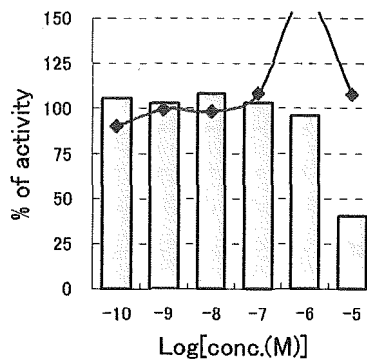
LOG[conc.(M)]	luc
-5	-2.2
-6	0.0
-7	-0.9
-8	-0.7
-9	-0.5
-10	-0.5
-11	0.8



AR antagonist assay

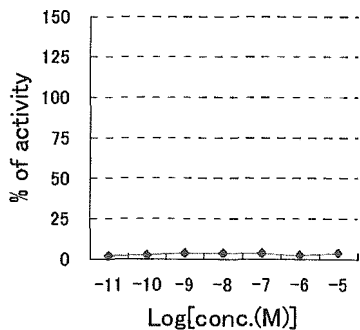
LOG[conc.(M)]	luc	ren
-5	108	40
-6	161	96
-7	109	103
-8	98	108
-9	99	103
-10	90	106

Cell viability



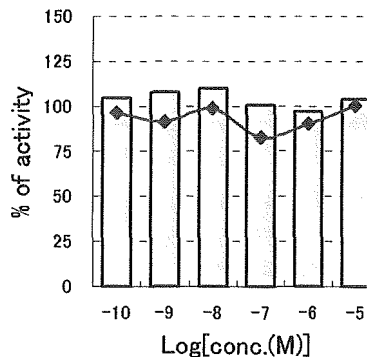
TRβ-RXR agonist assay

LOG[conc.(M)]	luc
-5	4.1
-6	2.8
-7	3.9
-8	4.0
-9	4.0
-10	2.9
-11	2.0



TRβ-RXR antagonist assay

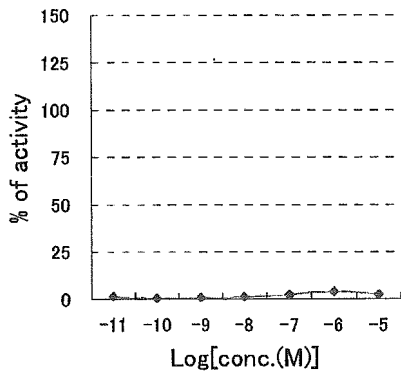
LOG[conc.(M)]	luc	ren
-5	101	104
-6	91	97
-7	83	101
-8	99	110
-9	92	108
-10	97	104



sample No. AT134
 chemical name Gibberellic acid
 CAS. 77-06-5

AR agonist assay

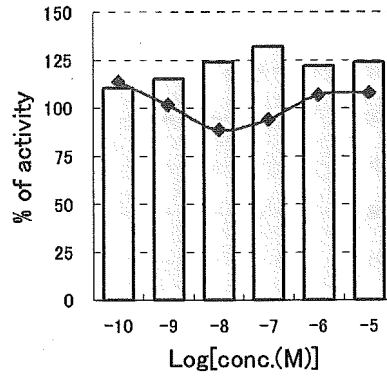
LOG[conc.(M)]	luc
-5	2.4
-6	4.0
-7	2.0
-8	1.1
-9	1.0
-10	0.6
-11	1.4



AR antagonist assay

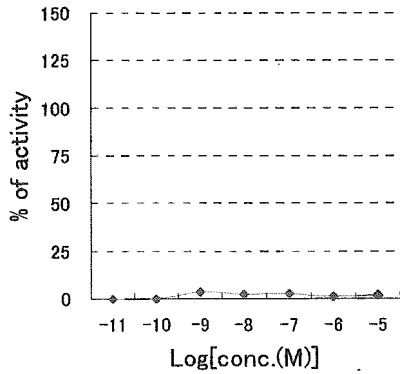
LOG[conc.(M)]	luc	ren
-5	108	124
-6	107	122
-7	94	132
-8	89	124
-9	101	115
-10	114	111

Cell viability



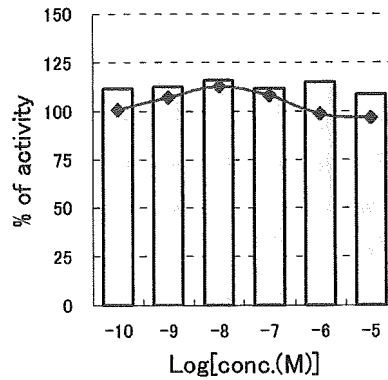
TRβ-RXR agonist assay

LOG[conc.(M)]	luc
-5	2.0
-6	1.2
-7	2.8
-8	2.6
-9	3.6
-10	0.0
-11	-0.1



TRβ-RXR antagonist assay

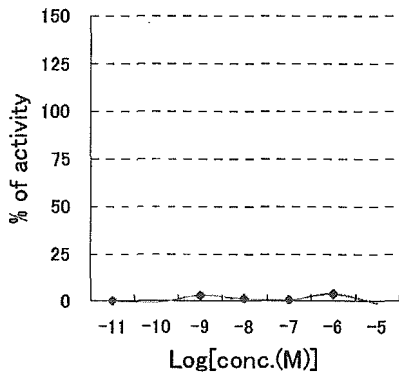
LOG[conc.(M)]	luc	ren
-5	96	109
-6	99	115
-7	108	111
-8	113	116
-9	107	112
-10	101	112



sample No. AT135
 chemical name 4-(Methylthio)-3,5-xylol methylcarbamate
 CAS. 2032-65-7

AR agonist assay

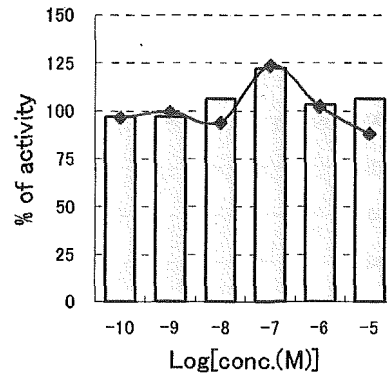
LOG[conc.(M)]	luc
-5	-1.2
-6	3.5
-7	0.6
-8	1.2
-9	2.6
-10	-0.9
-11	0.0



AR antagonist assay

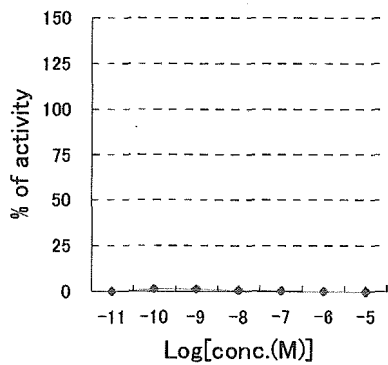
LOG[conc.(M)]	luc	ren
-5	88	106
-6	102	103
-7	124	122
-8	94	106
-9	100	97
-10	96	97

Cell viability



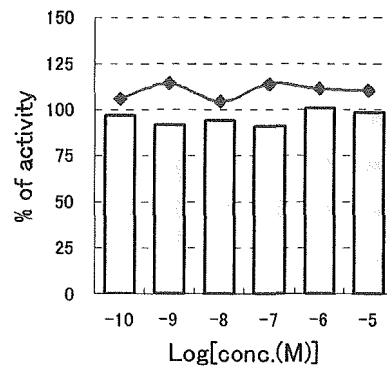
TRβ-RXR agonist assay

LOG[conc.(M)]	luc
-5	0.1
-6	0.0
-7	0.4
-8	0.7
-9	1.3
-10	1.2
-11	0.1



TRβ-RXR antagonist assay

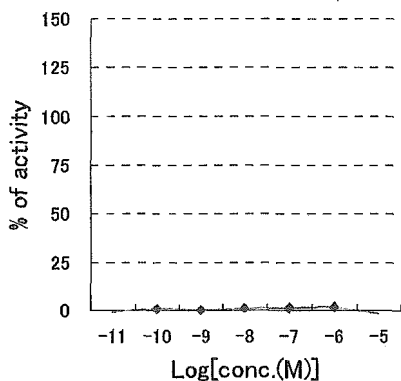
LOG[conc.(M)]	luc	ren
-5	110	98
-6	111	101
-7	114	91
-8	105	94
-9	114	92
-10	106	97



sample No. AT136
 chemical name PROCHLORAZ
 CAS. 67747-09-5

AR agonist assay

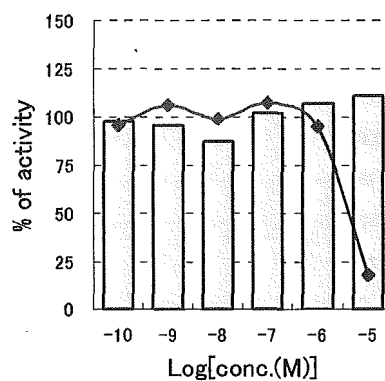
LOG[conc.(M)]	luc
-5	-1.6
-6	1.8
-7	1.5
-8	1.2
-9	0.3
-10	1.0
-11	-0.6



AR antagonist assay

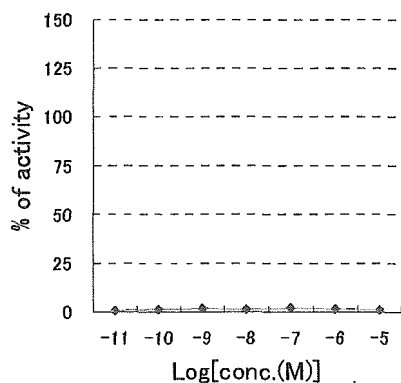
LOG[conc.(M)]	luc	ren
-5	18	111
-6	95	107
-7	107	102
-8	99	87
-9	106	95
-10	96	98

Cell viability



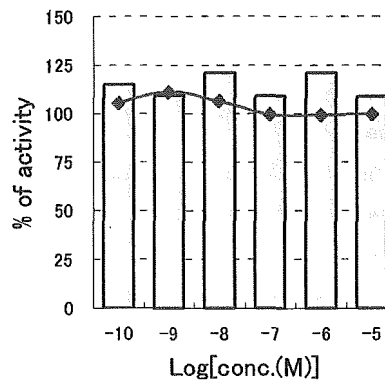
TRβ-RXR agonist assay

LOG[conc.(M)]	luc
-5	1.2
-6	1.7
-7	2.5
-8	1.4
-9	2.0
-10	1.5
-11	0.8



TRβ-RXR antagonist assay

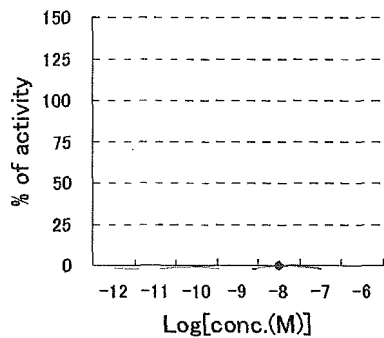
LOG[conc.(M)]	luc	ren
-5	100	109
-6	99	121
-7	100	109
-8	107	121
-9	111	109
-10	106	115



sample No. AT137
 chemical name N,N'-BIS(2-METHYLPHENYL)GUANIDINE
 CAS. 97-39-2

AR agonist assay

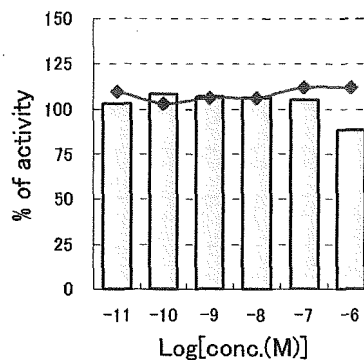
LOG[conc.(M)]	luc
-6	-3.9
-7	-2.1
-8	0.0
-9	-3.0
-10	-0.5
-11	-2.3
-12	-1.7



AR antagonist assay

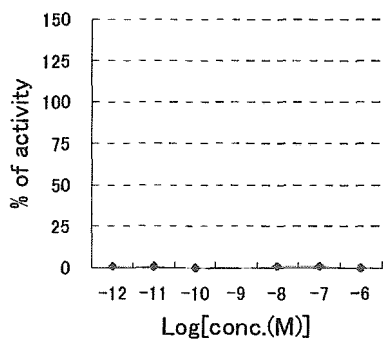
LOG[conc.(M)]	luc	ren
-6	112	88
-7	112	105
-8	106	106
-9	106	107
-10	103	108
-11	110	103

Cell viability



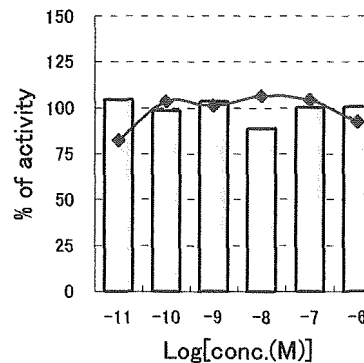
TRP-RXR agonist assay

LOG[conc.(M)]	luc
-6	0.1
-7	0.9
-8	1.0
-9	-0.3
-10	0.0
-11	0.7
-12	1.0



TRP-RXR antagonist assay

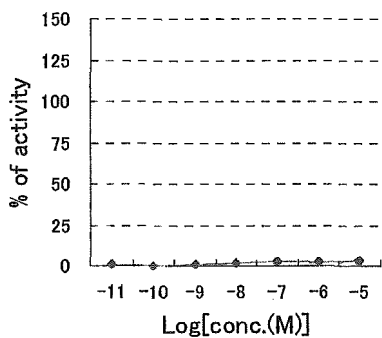
LOG[conc.(M)]	luc	ren
-6	92	101
-7	104	100
-8	106	89
-9	101	103
-10	104	98
-11	83	104



sample No. AT138
 chemical name Camphor, (1R,4R)-(+)-
 CAS. 464-49-3

AR agonist assay

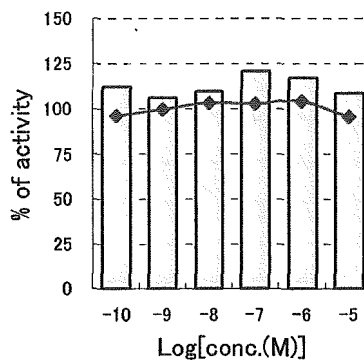
LOG[conc.(M)]	luc
-5	3.6
-6	2.6
-7	2.8
-8	1.8
-9	0.9
-10	0.1
-11	1.0



AR antagonist assay

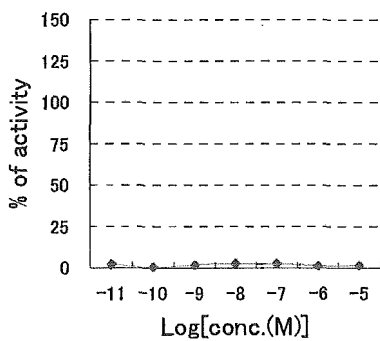
LOG[conc.(M)]	luc	ren
-5	96	108
-6	104	117
-7	103	121
-8	103	110
-9	100	106
-10	96	112

Cell viability



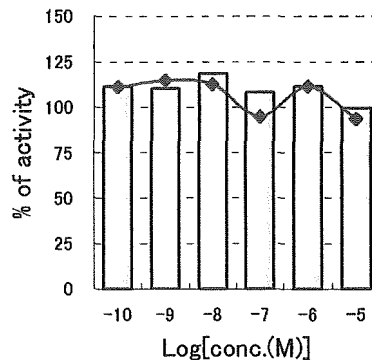
TRβ-RXR agonist assay

LOG[conc.(M)]	luc
-5	1.7
-6	1.5
-7	2.8
-8	2.8
-9	1.8
-10	0.5
-11	1.9



TRβ-RXR antagonist assay

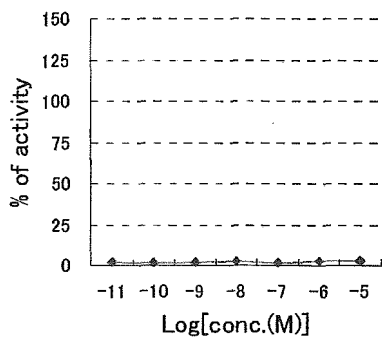
LOG[conc.(M)]	luc	ren
-5	94	99
-6	112	111
-7	95	108
-8	113	118
-9	115	110
-10	111	111



sample No. AT139
 chemical name 1,1'-BIPHENYL
 CAS. 92-52-4

AR agonist assay

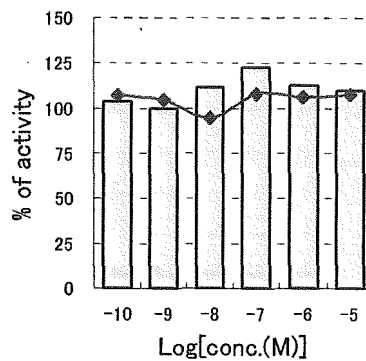
LOG[conc.(M)]	luc
-5	2.7
-6	2.7
-7	1.6
-8	2.8
-9	2.2
-10	1.8
-11	2.2



AR antagonist assay

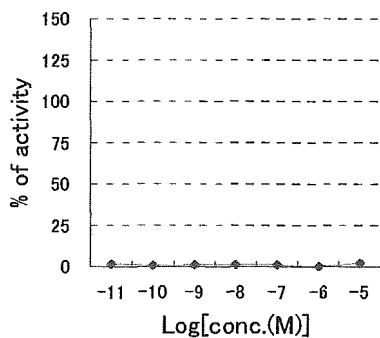
LOG[conc.(M)]	luc	ren
-5	107	110
-6	106	113
-7	108	123
-8	95	111
-9	105	100
-10	107	104

Cell viability



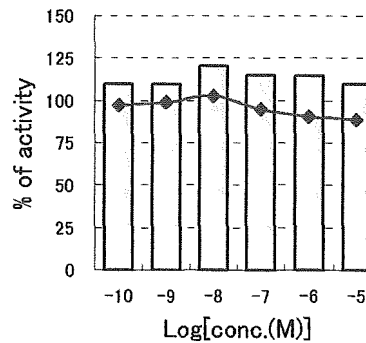
TRβ-RXR agonist assay

LOG[conc.(M)]	luc
-5	2.1
-6	0.2
-7	1.4
-8	1.5
-9	1.3
-10	1.2
-11	1.7



TRβ-RXR antagonist assay

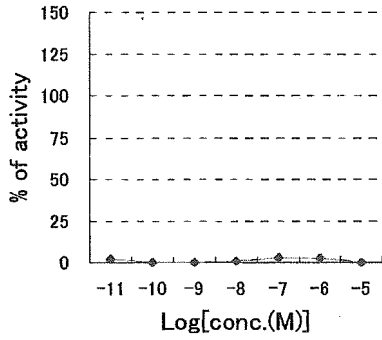
LOG[conc.(M)]	luc	ren
-5	89	110
-6	91	114
-7	95	115
-8	103	120
-9	99	110
-10	97	110



sample No. AT140
 chemical name N-((Trichloromethyl)thio)phthalimide
 CAS. 133-07-3

AR agonist assay

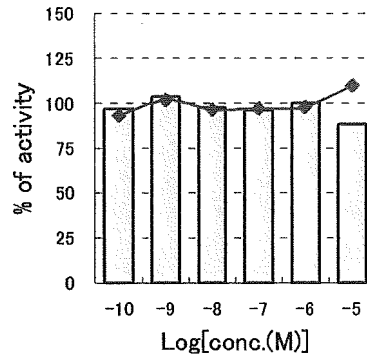
LOG[conc.(M)]	luc
-5	0.2
-6	2.6
-7	2.8
-8	0.7
-9	-0.1
-10	0.2
-11	2.0



AR antagonist assay

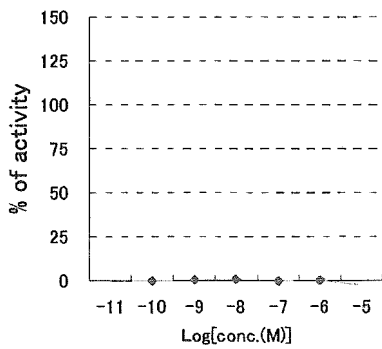
LOG[conc.(M)]	luc	ren
-5	110	88
-6	98	100
-7	97	96
-8	96	98
-9	102	104
-10	93	97

Cell viability



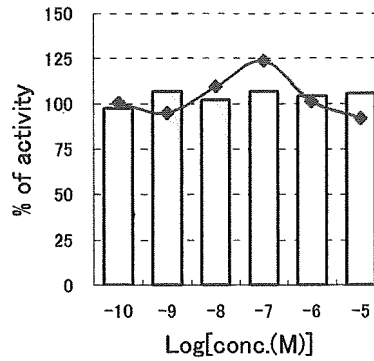
TRβ-RXR agonist assay

LOG[conc.(M)]	luc
-5	-2.5
-6	0.3
-7	0.1
-8	0.8
-9	0.8
-10	0.1
-11	-0.2



TRβ-RXR antagonist assay

LOG[conc.(M)]	luc	ren
-5	92	106
-6	102	104
-7	124	107
-8	110	102
-9	95	107
-10	101	97



測定結果 一覧

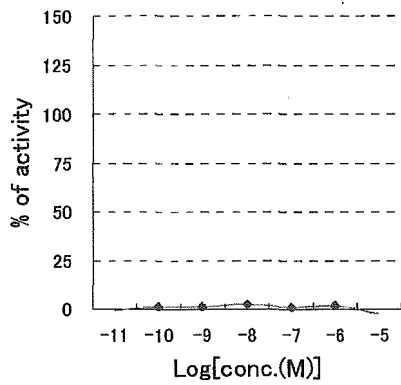
AR レポータージーンアッセイ

10 物質
(AR141~AR150)

sample No. AR141
 chemical name Capsaicin
 CAS. 404-86-4

AR agonist assay

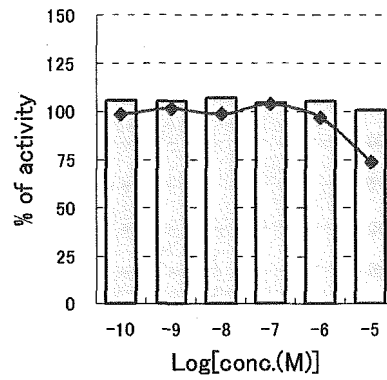
LOG[conc.(M)]	luc
-5	-2.5
-6	2.0
-7	1.2
-8	2.5
-9	1.4
-10	1.3
-11	-0.7



AR antagonist assay

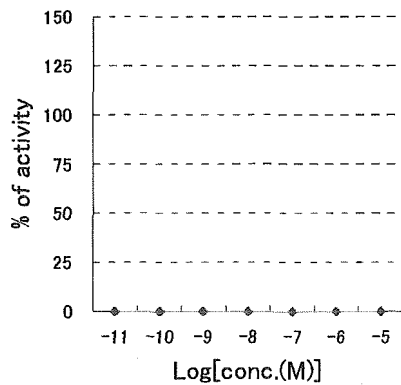
LOG[conc.(M)]	luc	ren
-5	74	101
-6	97	105
-7	104	104
-8	99	107
-9	101	105
-10	98	106

Cell viability



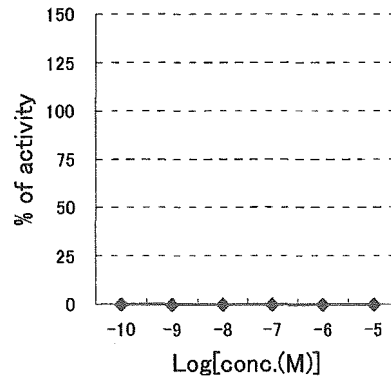
TRβ-RXR agonist assay

LOG[conc.(M)]	luc
-5	0.0
-6	0.0
-7	0.0
-8	0.0
-9	0.0
-10	0.0
-11	0.0



TRβ-RXR antagonist assay

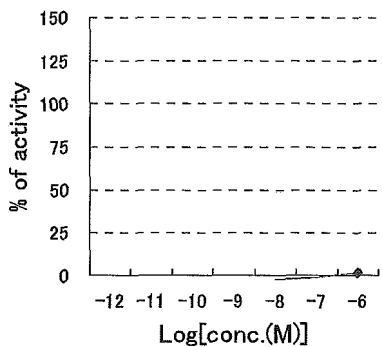
LOG[conc.(M)]	luc	ren
-5	0	0
-6	0	0
-7	0	0
-8	0	0
-9	0	0
-10	0	0



sample No. AR142
 chemical name Benzeneacetic acid, 3-hexenyl ester, (Z)-
 CAS. 42436-07-7

AR agonist assay

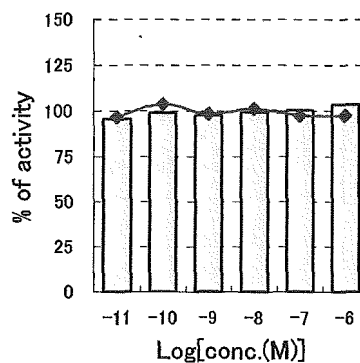
LOG[conc.(M)]	luc
-6	1.5
-7	-1.0
-8	-2.0
-9	-1.9
-10	-2.4
-11	-2.6
-12	-2.0



AR antagonist assay

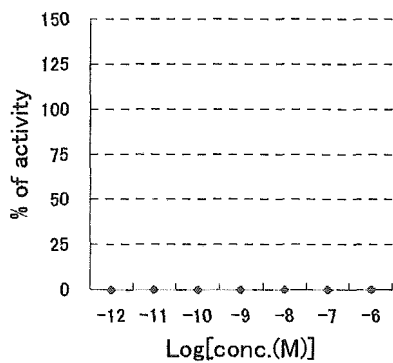
LOG[conc.(M)]	luc	ren
-6	97	103
-7	97	100
-8	101	99
-9	98	97
-10	104	99
-11	97	95

Cell viability



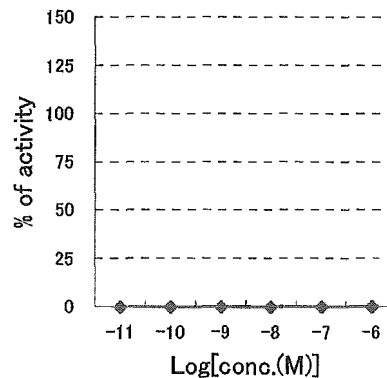
TRβ-RXR agonist assay

LOG[conc.(M)]	luc
-6	0.0
-7	0.0
-8	0.0
-9	0.0
-10	0.0
-11	0.0
-12	0.0



TRβ-RXR antagonist assay

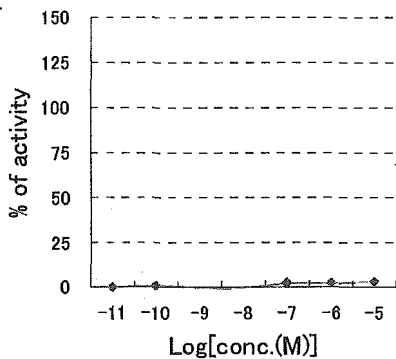
LOG[conc.(M)]	luc	ren
-6	0	0
-7	0	0
-8	0	0
-9	0	0
-10	0	0
-11	0	0



sample No. AR143
 chemical name METHYL MYRISTATE
 CAS. 124-10-7

AR agonist assay

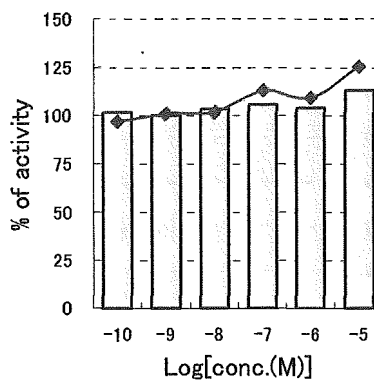
LOG[conc.(M)]	luc
-5	3.2
-6	2.3
-7	2.2
-8	-0.3
-9	-0.3
-10	1.1
-11	0.1



AR antagonist assay

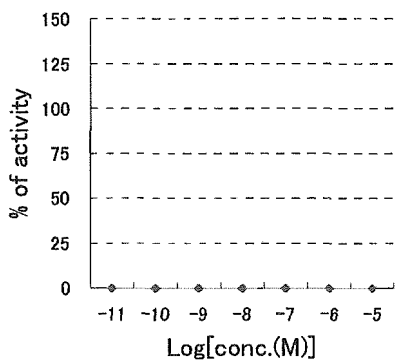
LOG[conc.(M)]	luc	ren
-5	126	113
-6	109	104
-7	113	106
-8	102	103
-9	101	100
-10	97	102

Cell viability



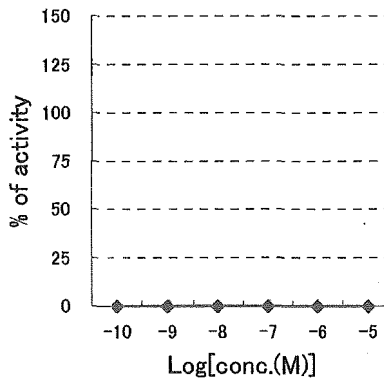
TRβ-RXR agonist assay

LOG[conc.(M)]	luc
-5	0.0
-6	0.0
-7	0.0
-8	0.0
-9	0.0
-10	0.0
-11	0.0



TRβ-RXR antagonist assay

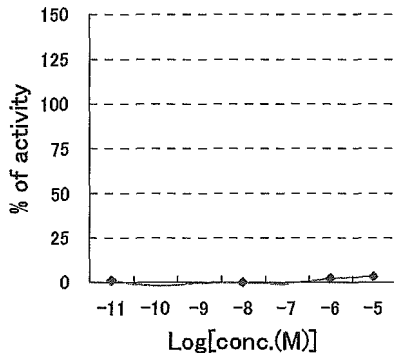
LOG[conc.(M)]	luc	ren
-5	0	0
-6	0	0
-7	0	0
-8	0	0
-9	0	0
-10	0	0



sample No. AR144
 chemical name 2(3H)-Benzothiazolone
 CAS. 934-34-9

AR agonist assay

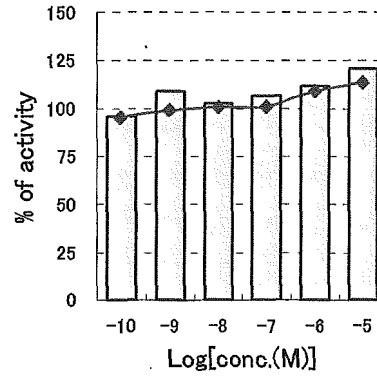
LOG[conc.(M)]	luc
-5	3.2
-6	2.3
-7	-0.7
-8	-0.2
-9	-0.3
-10	-1.7
-11	0.9



AR antagonist assay

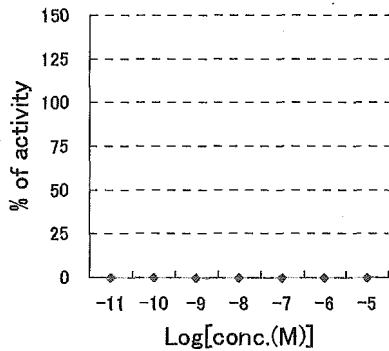
LOG[conc.(M)]	luc	ren
-5	114	121
-6	109	111
-7	101	106
-8	101	103
-9	99	109
-10	96	96

Cell viability



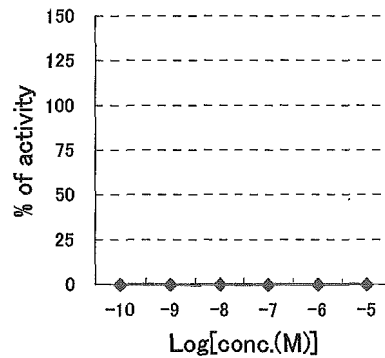
TRβ-RXR agonist assay

LOG[conc.(M)]	luc
-5	0.0
-6	0.0
-7	0.0
-8	0.0
-9	0.0
-10	0.0
-11	0.0



TRβ-RXR antagonist assay

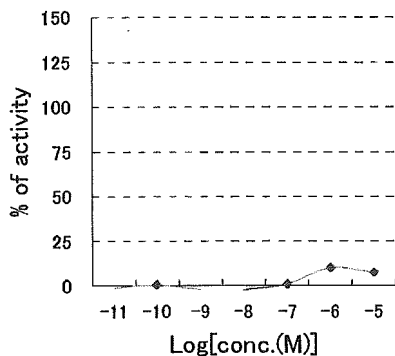
LOG[conc.(M)]	luc	ren
-5	0	0
-6	0	0
-7	0	0
-8	0	0
-9	0	0
-10	0	0



sample No. AR145
 chemical name BENZOIC ACID, 4-AMINO-,PENTY ESTER
 CAS. 13110-37-7

AR agonist assay

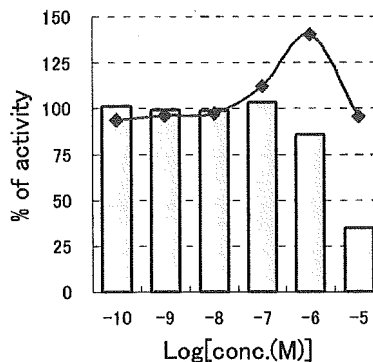
LOG[conc.(M)]	luc
-5	7.4
-6	9.9
-7	0.9
-8	-2.0
-9	-2.0
-10	0.7
-11	-1.4



AR antagonist assay

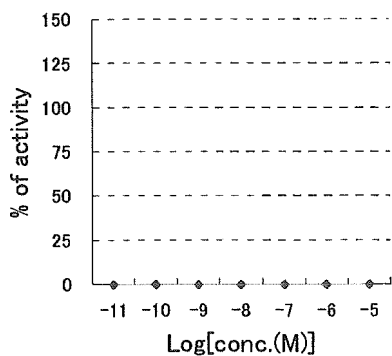
LOG[conc.(M)]	luc	ren
-5	96	35
-6	140	86
-7	112	103
-8	97	99
-9	96	99
-10	94	101

Cell viability



TRβ-RXR agonist assay

LOG[conc.(M)]	luc
-5	0.0
-6	0.0
-7	0.0
-8	0.0
-9	0.0
-10	0.0
-11	0.0



TRβ-RXR antagonist assay

LOG[conc.(M)]	luc	ren
-5	0	0
-6	0	0
-7	0	0
-8	0	0
-9	0	0
-10	0	0

