

表1 患者ロボット自由度構成 (試作1号機)

Item	D.O.F	Motion
Tongue	3	Protrusion and Retrusion
		Tip Up and Down
		Expansion
Jaw	1	Open and Close

表2 患者ロボット自由度構成

Number	Item	D.O.F	Motion
1	Eyeball	1 (active)	Right and Left
2	Eyelid	1 (active)	Open and Close
3	Jaw	1 (active)	Open and Close
4	Tongue	3 (active)	Protrusion and Retrusion
			Tip Up and Down
			Expansion
5	Expression	2 (active)	Cheek Up and Down
			Knit Eyebrows
6	Neck(Head)	3 (active)	Nod
			Rotation
			Tilt
7	Chest	1 (active)	Breath
8	Shoulder	3×2 (passive)	-
9	Right Elbow	1 (active)	Bend and Stretch
10	Right Wrist	1 (active)	Up and Down
11	Left Elbow	1 (passive)	-
12	Left Wrist	1 (passive)	-
13	Hip Joint	3×2 (passive)	-
14	Knee	1×2 (passive)	-
15	Ankle	1×2 (passive)	-

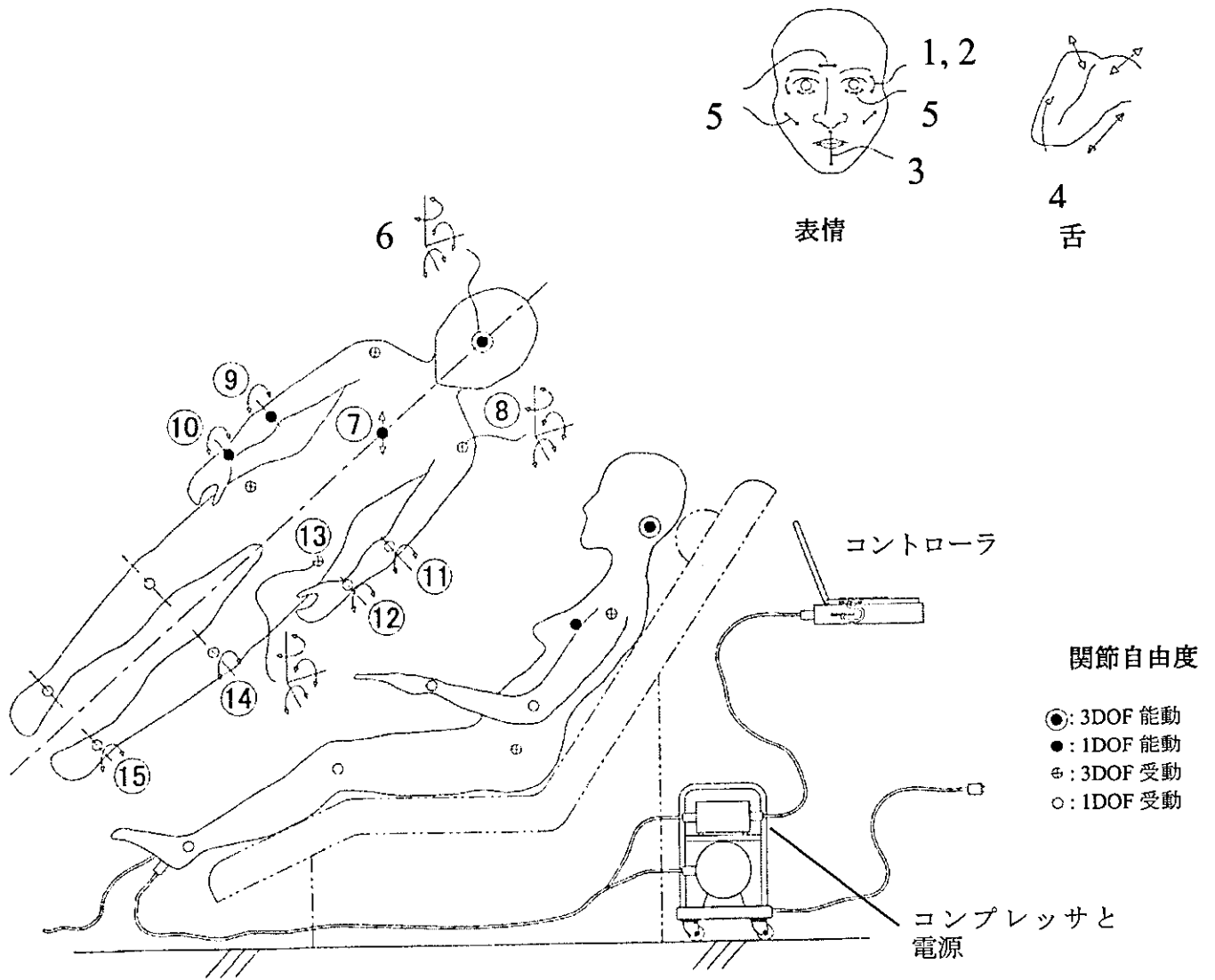


図5 患者ロボット構成

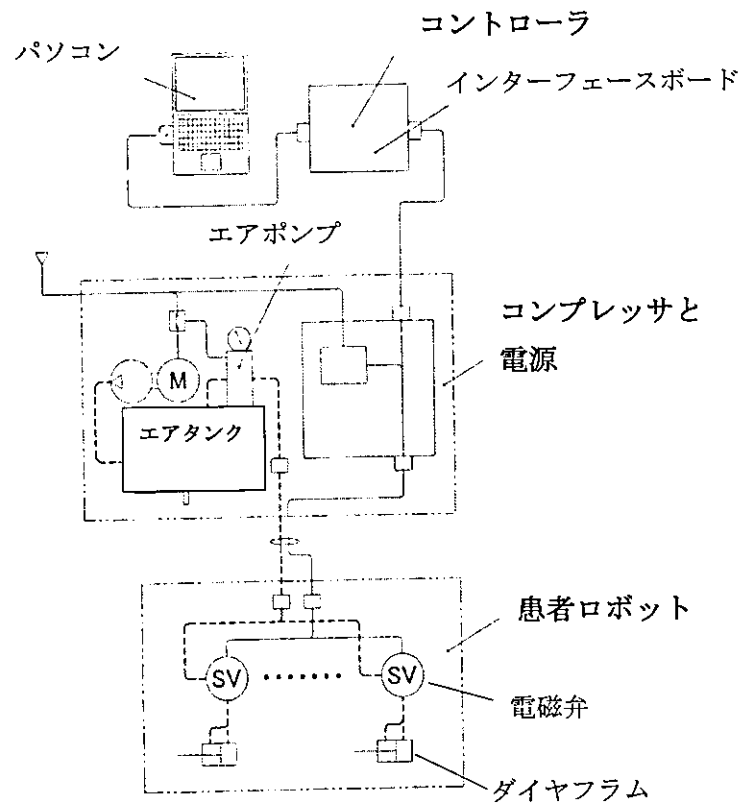


図6 患者ロボットのシステム構成




図7 ロボット用ダイヤフラム



図8 頭部 (表皮付き)

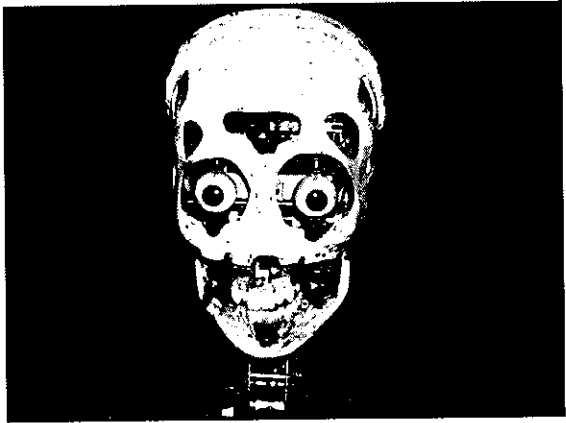


図9 頭蓋骨 (頭部フレーム)




図10 脚




図11 舌




図12 右腕