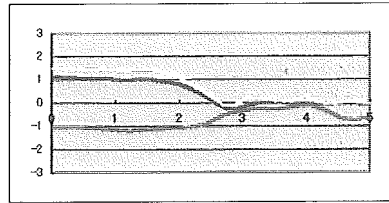
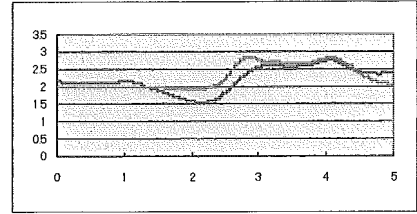



(a)左股関節



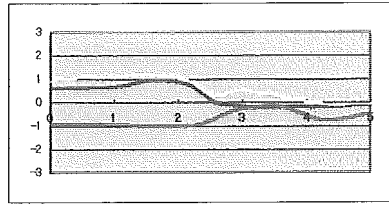
(a)右股関節



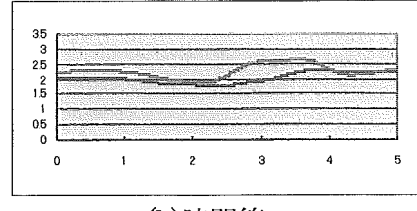
(a)膝関節



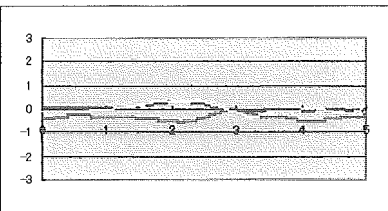
(b)左股関節



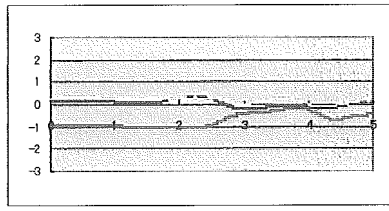
(b)右股関節



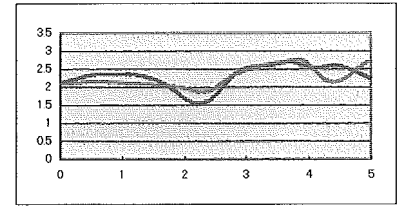
(b)膝関節



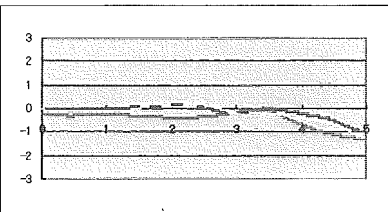
(c)左股関節



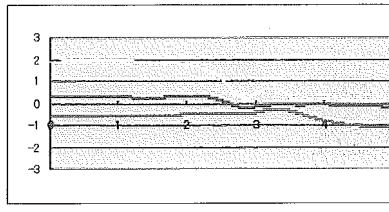
(c)右股関節



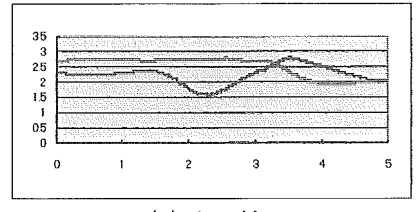
(c)膝関節



(d)左股関節



(d)右股関節



(d)膝関節



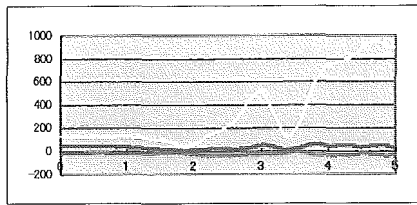
側屈  
屈曲  
回旋

縦軸:角度[rad]  
横軸:時間[sec]

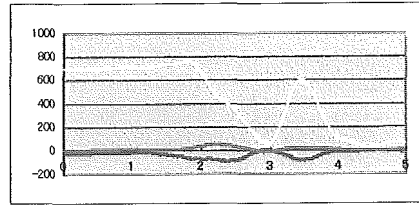


左膝 縦軸:角度[rad]  
右膝 横軸:時間[sec]

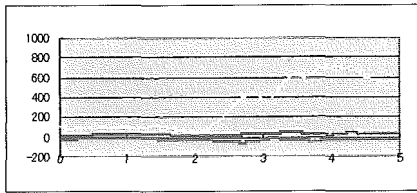
Fig. II.II.3 熟練介護者による移乗動作各試行での左股,右股,膝関節角度変



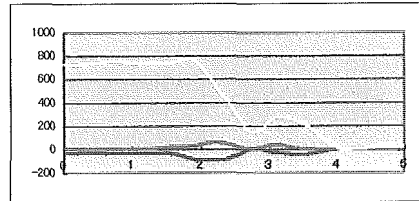
(a)左足床反力



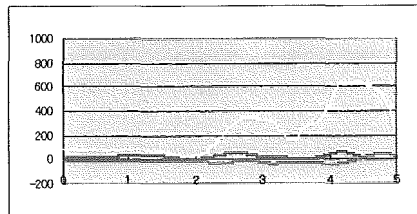
(a)右足床反力



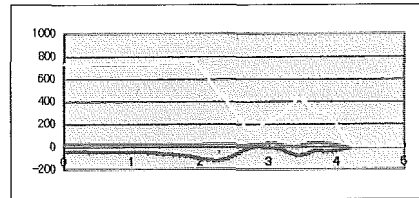
(b)左足床反力




(b)右足床反力



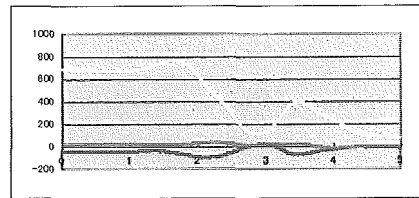
(c)左足床反力



(c)右足床反力



(d)左足床反力



(d)右足床反力

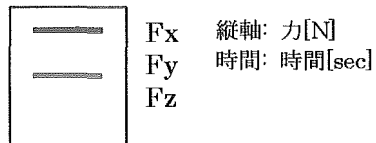


Fig.II.II.4 熟練介護者による