

6. Bibliography

- Annuaire statistique de la Belgique*, various years.
- Atoh, M. and M. Akachi (2003), Low fertility and family policy in Japan, In: *Journal of Population and Social Security*, Supplement to Volume 1, June, p. 1-30.
- Becker, G. S. (1981), *A Treatise on the Family*, Cambridge, Mass.: Harvard University Press.
- Billari, F. C. and H. P. Kohler (2004), Patterns of Low and Lowest-low Fertility in Europe, In: *Population Studies*, Vol. 58, No. 2, p. 161-176.
- Blom, J. C. H. and E. Lamberts (Eds) (1997), *Geschiedenis van de Nederlanden*, Rijswijk: Nijgh & Van Ditmar.
- Calot, G. and C. Blayo (1982), Recent Course of Fertility in Western Europe, In: *Population Studies*, Vol. 36, No. 3 (November), p. 349-372.
- Centraal Bureau voor de Statistiek, *Jaarcijfers voor Nederland*, Den Haag: Centraal Bureau voor de Statistiek, various years.
- Coale, A. J. and S. C. Watkins (Eds), *The Decline of Fertility in Europe - The Revised Proceedings of a Conference on the Princeton European Fertility Project*, Princeton, N.J.: Princeton University Press.
- Coale, A. J. and R. Treadway (1986), A Summary of the Changing Distribution of Overall Fertility, Marital Fertility, and the Proportion Married in the Provinces of Europe, In: A. J. Coale and S. C. Watkins (Eds), *The Decline of Fertility in Europe - The Revised Proceedings of a Conference on the Princeton European Fertility Project*, Princeton, N.J.: Princeton University Press.
- Coleman, D. and J. Garssen (2002), The Netherlands: Paradigm or Exception in Western Europe's Demography?, In: *Demographic Research*, 7, 12, p. 433-68.
- Council of Europe (2003), *Recent Demographic Developments in Europe*, Strasbourg: Council of Europe.
- Damas, H. (1964), Le mouvement naturel de la population belge. Son évolution de 1846 à 1960, In: *Population et Famille - Bevolking en Gezin*, 2, April, p. 64-120.
- De Bruijn, B. J. (1999), *Foundations of Demographic Theory. Choice, Process, Context*, Amsterdam: PDOD Publication.
- Demeny, P. (1986), Pronatalist Policies in Low-Fertility Countries: Patterns, Performance, and Prospects, In: *Population and Development Review*, Vol. 12, Supplement: Below- Replacement Fertility in Industrial Societies: Causes, Consequences, Policies, p. 335-358.
- Dumon, W. (1987), La politique familiale en Europe occidentale: une réflexion sociologique, In: *Annee Sociologique*, No. 37, p. 291-308.
- Easterlin, R. A. (1961), The American Baby Boom in Historical Perspective, In: *The American Economic Review*, Vol. 51, No. 5 (December), p. 869-911.
- Easterlin, R. A. (1976), The Conflict between Aspirations and Resources, In: *Population and*

- Development Review*, Vol. 2, No. 3/4 (September-December), p. 417-425.
- Engelen, Th. L. M. and J. H. A. Hillebrand (1986), Fertility and Nuptiality in the Netherlands, 1850-1960, In: *Population Studies*, Vol. 40, No. 3 (November), p. 487-503.
- Federale Overheidsdienst Sociale Zekerheid (FOSZ) (2003), *Beknopt Overzicht van de Sociale Zekerheid in België*, Brussel: Federale Overheidsdienst Sociale Zekerheid.
- Festy, P. (1979), *La fécondité des pays occidentaux de 1870 à 1970*, Cahier de l'INED, no. 85, Paris: Presses Universitaires de France.
- Girard, A. and L. Roussel (1982), Ideal Family Size, Fertility, and Population Policy in Western Europe, In: *Population and Development Review*, Vol. 8, No. 2 (June), p. 323-345.
- Glass, D. V. (1966), Family Planning Programmes and Action in Western Europe, In: *Population Studies*, Vol. 19, No. 3 (March), p. 221-238.
- Glass, D. V. (1968), Fertility Trends in Europe since the Second World War, In: *Population Studies*, Vol. 22, No. 1 (March), p. 103-146.
- Hobcraft, J. (1996), Fertility in England and Wales: A Fifty-Year Perspective, In: *Population Studies*, Vol. 50, No. 3 (November), p. 485-524.
- Hoffman-Nowotny, H.J. (1987), The future of the family. In: Plenaries, European Population Conference, Jyväskylä, p. 113-200.
- Lesthaeghe, R. and J. Surkyn (1988), Cultural Dynamics and Economic Theories of Fertility Change, In: *Population and Development Review*, Vol. 14, No. 1 (March), p. 1-45.
- Lesthaeghe, R. J. (1977), *The Decline of Belgian Fertility, 1800-1970*, Princeton, New Jersey: Princeton University Press.
- Livi-Bacci, M. (1974), Population Policy in Western Europe, In: *Population Studies*, Vol. 28, No. 2 (July), p. 191-204.
- Macunovich, D. J. (1998), Fertility and the Easterlin Hypothesis: An Assessment of the Literature, In: *Journal of Population Economics*, 11, p. 1-59.
- Maddison, A. (2001), *The World Economy: A Millennial Perspective*, Development Centre Studies, Paris: OECD.
- Matsuo, H. (2003), *The Transition to Motherhood in Japan - A Comparison with the Netherlands*, Amsterdam: Rozenberg Publishers.
- Mills, M. and H. P. Blossfeld (2003), *Globalisation, Uncertainty and Changes in Early Life Courses*, available from URL: <http://www.yale.edu/ccr/blossfeld.doc> (accessed 27/8/2001).
- Ministerie van Economische Zaken - Nationaal Instituut voor de Statistiek (MinEZ-NIS) and Federale Diensten voor Wetenschappelijke, Technische en Culturele Aangelegenheden (FDWTCA) (2001), *Algemene volks- en woningtelling op 1 maart 1991 - De Bevolkingsevolutie - De Bevolking naar Leeftijd en Geslacht*, M. Debuissou, T. Eggerickx, J.-P. Hermia, M. Poulain met medewerking van L. Dal, M. Foulon - GéDAP - Centre d'étude de Gestion Démographique pour les Administrations Publiques (U.C.L.). Algemene

- coördinatie volkstellingsmonografieën: R. Lesthaeghe, H. Van der Haegen, B. Van doninck, E. Williquet.
- Ministerie van Economische Zaken - Nationaal Instituut voor de Statistiek (MinEZ-NIS) and Federale Diensten voor Wetenschappelijke, Technische en Culturele Aangelegenheden (FDWTCA) (2002), *Algemene volks- en woningtelling van 1 maart 1991 - Nuptialiteit en Vruchtbaarheid - Deel A: Nuptialiteit*, Françoise Bartiaux en Christine Wattelar met de medewerking van Frédérique Leteneur, Jean-Luc Guyot en Simon D. Yana - Institut de Démographie, Université catholique de Louvain (UCL). Algemene coördinatie van de monografieën van de volkstelling: R. Lesthaeghe, H. Van der Haegen, B. Van Doninck, E. Williquet.
- Ministerie van Economische Zaken - Nationaal Instituut voor de Statistiek (MinEZ-NIS) and Federale Diensten voor Wetenschappelijke, Technische en Culturele Aangelegenheden (FDWTCA) (2000), *Algemene Volks- en Woningtelling op 1 maart 1991 - Nuptialiteit en Vruchtbaarheid - Deel B: Vruchtbaarheid*, Ronald C. Schoenmaeckers, Edith Lodewijckx, Sylvie Gadeyne - Centrum voor Bevolkings- en Gezinsstudie (CBGS), Brussel.
- National Institute of Population and Social Security Research (2003a), *Population Statistics of Japan*, National Institute of Population and Social Security Research, Tokyo.
- National Institute of Population and Social Security Research (2003b), *Child related policies in Japan*, National Institute of Population and Social Security Research, Tokyo.
- Ryder, N. (1965), The Cohort as a Concept in the Study of Social Change, In: *American Sociological Review*, 30, p. 843-861.
- Santow, G. (1979), Models of Contemporary Dutch Family Building, In: *Population Studies*, Vol. 33, No. 1 (March), p. 59-77.
- Tomlinson, R. (1985), The 'Disappearance' of France, 1896-1940: French Politics and the Birth Rate, In: *The Historical Journal*, Vol. 28, No.2 (June), p. 405-415.
- Van de Kaa, D. J. (1987), Europe's Second Demographic Transition. In: *Population Bulletin*, 42, 1, March.
- Van de Kaa, D. J. (1988), *The Second Demographic Transition revisited: Theories and expectations*, Paper presented to the Conference on Population and European Society organized by the Commission of the European Economic Community and the European University Institute, Florence, 7-9 December 1988.
- Van de Kaa, D. J. (1997), *Options and sequences. Europe's demographic patterns*, Nethur-Demography Paper, 39.
- Van De Walle, E. (1965), La nuptialité en Belgique de 1846 à 1930 et sa relation avec le déclin de la fécondité, In: *Population et Famille - Bevolking en Gezin*, 6-7, December, p. 37-56.
- van den Brink, T. (1950), Birth Rate Trends and Changes in Marital Fertility in the Netherlands after 1937, In: *Population Studies*, Vol. 4, No. 3 (December), p. 314-332.

- Van den Eeckhout, P. and G. Vanthemsche, Eds. (2001), *Bronnen voor de Studie van het Hedendaagse België 19e -20e Eeuw*, Brussel: VUB Press.
- Van Heek, F. (1956), Roman-Catholicism and Fertility in the Netherlands: Demographic Aspects of Minority Status, In: *Population Studies*, Vol. 10, No. 2 (November), p. 125-138.
- Van Praag, Ph. (1977), Views and Concepts Relating to Population Problems in the Netherlands 1918-1939, In: *Population Studies*, Vol. 31, No. 2 (July), p. 251-265.
- Van Praag, Ph. (1978), The Development of Neo-Malthusianism in Flanders, In: *Population Studies*, Vol. 32, No. 3 (November), p. 467-480.
- Vrouwen – Leven en werk in de twintigste eeuw*. Onder redactie van Hettie Pott-Buter and Kea Tijdens. Amsterdam, Amsterdam University Press, 1998.
- Watson, C. (1952), Birth Control and Abortion in France since 1939, In: *Population Studies*, Vol. 5, No. 3 (March), p. 261-286.
- Watson, C. (1954a), A Survey of Recent Belgian Population Policy, In: *Population Studies*, Vol. 8, No. 2 (November), p. 152-187.
- Watson, C. (1954b), Population Policy in France: Family Allowances and other Benefits I, In: *Population Studies*, Vol. 7, No. 3 (March), p. 263-286.
- Watson, C. (1954c), Population Policy in France: Family Allowances and other Benefits II, In: *Population Studies*, Vol. 8, No. 1 (July), p. 46-73.

7. Tables and Graphs

Table 1: Average population growth rate, Belgium and the Netherlands, 1820-1998 (%)

Period	Belgium	The Netherlands
1820-1870	0.79	0.86
1870-1913	0.95	1.25
1913-1950	0.32	1.35
1950-1973	0.52	1.24
1973-1998	0.18	0.62

Source: Maddison (2001), p. 188.

Table 2: Population, Belgium and the Netherlands, 1820-1998 (million)

Year	Belgium	The Netherlands
1820	3.4	2.4
1870	5.1	3.6
1913	7.7	6.2
1950	8.6	10.1
1973	9.7	13.4
1990	10.0	14.9
1998	10.2	15.7

Source: Maddison (2001), p. 183.

Table 3: Parity progression ratios by cohort, BE, 1910-1936

Cohort	to 1st child	to 2nd child	to 3rd child	to 4th child	to 5th child	to 6th child	to 7th child
1910-1911	835	671	598	606	606	610	629
1915-1916	854	692	604	604	599	608	607
1920-1921	863	692	593	588	585	592	581
1925-1926	879	717	606	592	575	579	577
1930-1931	898	736	600	576	541	541	535
1935-1936	902	746	576	525	471	503	502

Source: Festy (1979), p. 134.

Figure 1: Parity progression ratios by cohort, BE, 1910-1936

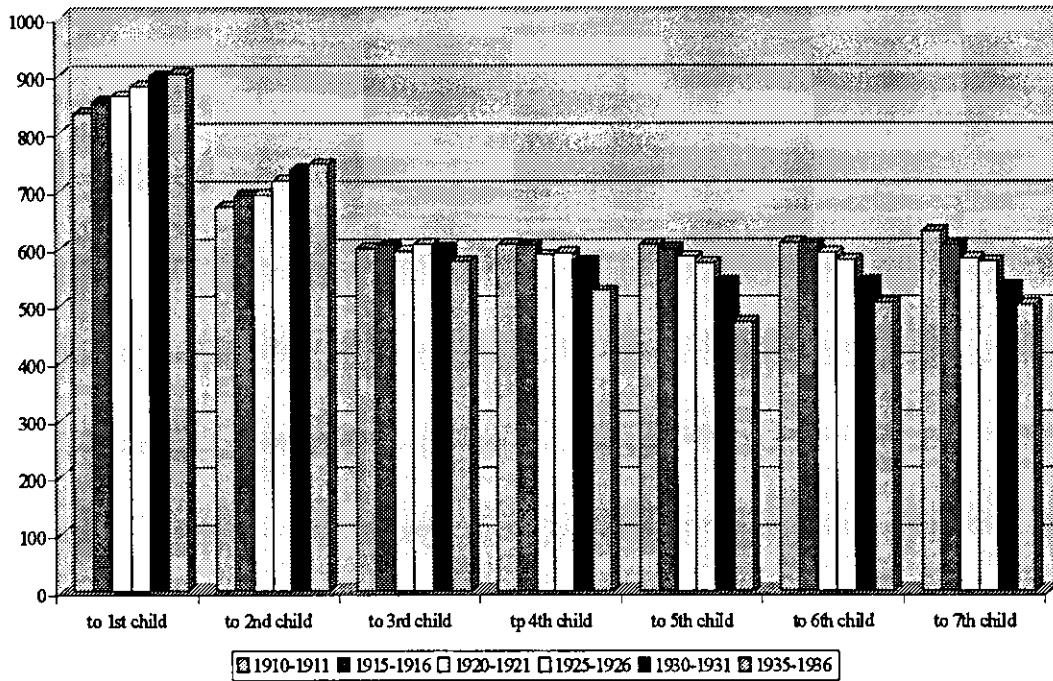


Table 4: Parity progression ratios by cohort, US, 1905-1935

Cohort	to 1st child	to 2nd child	to 3rd child	to 4th child	to 5th child	to 6th child	to 7th child
1905-1910	810	725	594	593	606	634	640
1910-1915	832	751	588	563	570	605	611
1915-1920	869	797	610	560	548	573	590
1920-1925	899	834	650	574	546	559	572
1925-1930	920	874	696	597	548	550	552
1930-1935	930	895	719	601	535	525	520

Source: Festy (1979), p. 134.

Figure 2: Parity progression ratios by cohort, US, 1905-1935

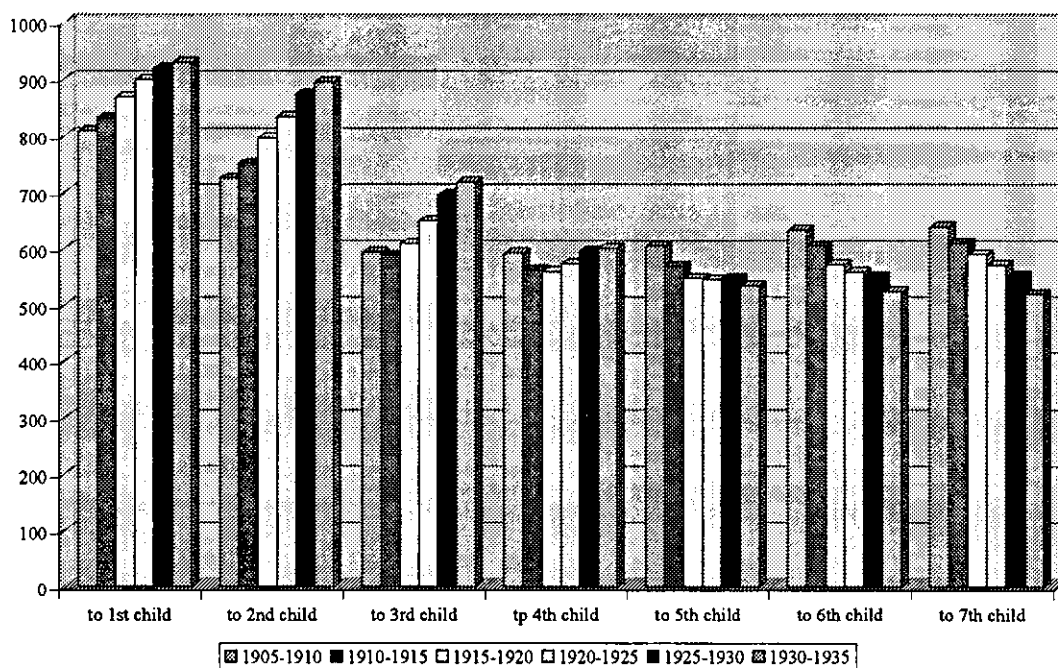


Table 5: No. of living births per 1000 pop, BE and NL, 1846-1995

Period	BE	NL	Period	BE	NL
1846-1850	29.0	31.7	1921-1925	20.6	25.9
1851-1855	29.0	33.3	1926-1930	18.6	23.2
1856-1860	31.6	33.3	1931-1935	16.8	21.2
1861-1865	31.8	35.7	1936-1940	15.2	20.4
1866-1870	32.2	35.7	1941-1945	14.3	22.2
1871-1875	30.3	36.1	1946-1950	17.6	25.9
1876-1880	31.9	36.4	1951-1955	16.7	21.8
1881-1885	30.9	34.8	1956-1960	17.0	21.2
1886-1890	29.5	33.6	1961-1965	17.0	20.7
1891-1895	29.1	32.9	1966-1970	15.0	18.8
1896-1900	29.3	32.2	1971-1975	13.3	14.9
1901-1905	27.9	31.6	1976-1980	12.5	12.7
1906-1910	24.9	29.6	1981-1985	12.0	12.1
1911-1915	21.0	27.7	1986-1990	12.0	12.8
1916-1920	14.8	26.1	1991-1995	11.9	12.8

Source: BE: 1846-1870: Festy (1979), p. 8; 1871-1930: Festy (1979), p. 52; 1931-1965: Festy (1979), p. 116; 1966-1995: calculated on the basis of Council of Europe (2003) data; NL: 1846-1870: Festy (1979), p. 8; 1871-1930: Festy (1979), p. 52; 1931-1965: Festy (1979), p. 116; 1966-1995: calculated on the basis of CBS data.

Figure 3: No. of living births per 1000 pop, BE and NL, 1846-1995

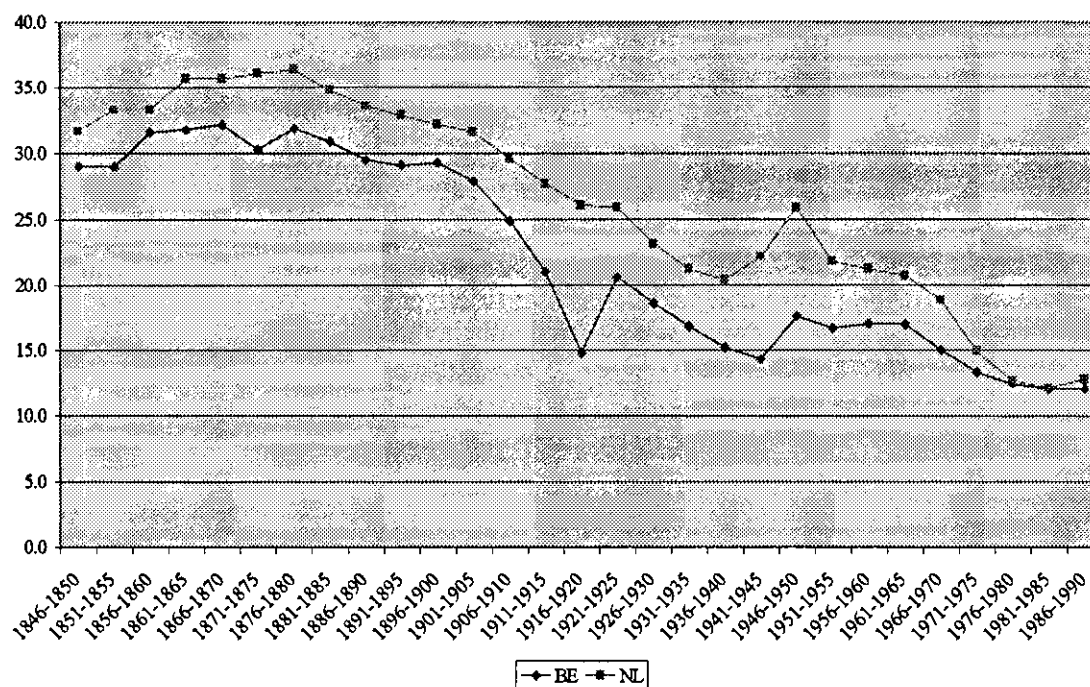


Table 6: Total period fertility rate, BE and NL, 1846-1995

Period	BE	NL	Period	BE	NL
1846-1850	4.1	-	1921-1925	-	3.5
1851-1855	4.2	-	1926-1930	-	3.1
1856-1860	4.5	-	1931-1935	2.1	2.7
1861-1865	4.6	-	1936-1940	2.0	2.6
1866-1870	4.8	-	1941-1945	2.0	2.9
1871-1875	4.9	5.2	1946-1950	2.4	3.5
1876-1880	4.8	5.4	1951-1955	2.3	3.0
1881-1885	4.6	5.3	1956-1960	2.5	3.1
1886-1890	4.3	5.1	1961-1965	2.6	3.2
1891-1895	4.2	5.0	1966-1970	2.4	2.8
1896-1900	4.0	4.8	1971-1975	2.0	2.0
1901-1905	-	4.5	1976-1980	1.7	1.6
1906-1910	-	4.2	1981-1985	1.6	1.5
1911-1915	-	3.8	1986-1990	1.6	1.6
1916-1920	-	3.6	1991-1995	1.6	1.6

Source: BE: 1846-1900: Festy (1979), p. 210; 1931-1965: 1965: Festy (1979), p. 152; 1966-1995: calculated on the basis of Council of Europe (2003) data; NL: 1871-1935: Festy (1979), p. 98; 1936-1995: calculated on the basis of CBS data.

Figure 4: Total period fertility rate, NL, 1846-1995

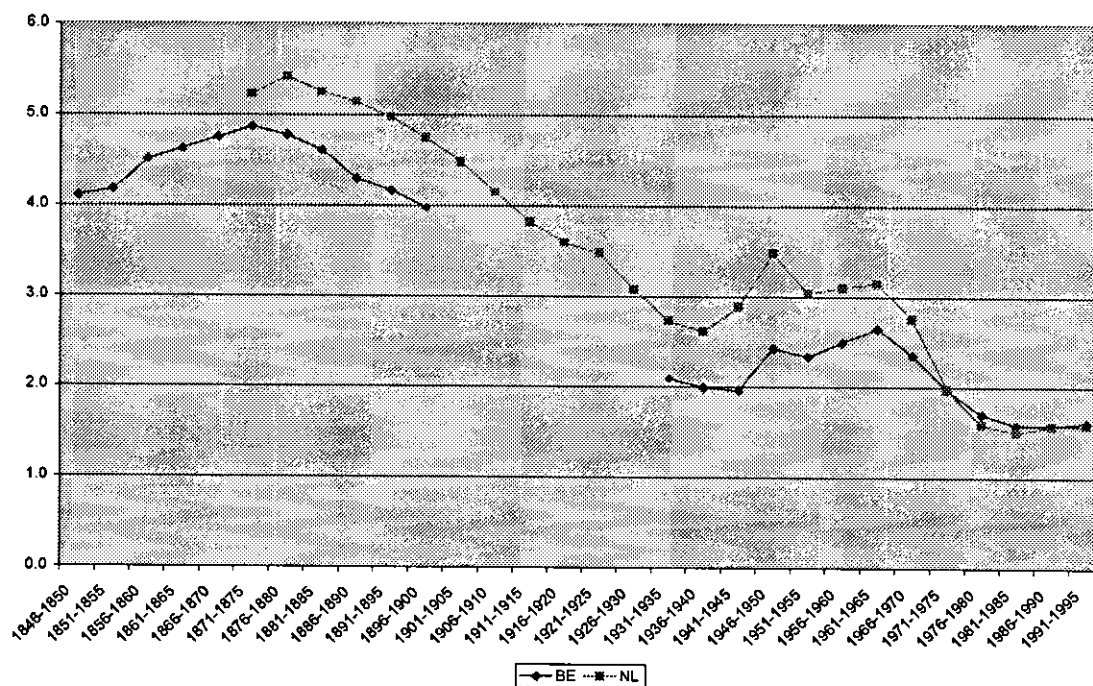


Table 7: Cohort fertility, BE and NL, 1846-1960

Cohort	BE	NL	Cohort	BE	NL
1846-1855	4.3	5.2	1901-1910	-	2.8
1851-1860	4.2	5.0	1906-1915	2.1	2.9
1856-1865	3.9	4.6	1911-1920	2.1	3.0
1861-1870	3.7	4.4	1916-1925	2.2	2.9
1866-1875	3.4	4.2	1921-1930	2.2	2.8
1871-1880	3.1	4.0	1926-1935	2.3	2.7
1876-1885	2.9	3.8	1931-1940	2.2	2.5
1881-1890	-	3.6	1936-1945	2.1	2.2
1886-1895	-	3.3	1941-1950	1.9	2.0
1891-1900	2.1	3.1	1946-1955	1.8	1.9
1896-1905	-	2.9	1951-1960	1.8	1.9

Source: BE: 1846-1940: Festy (1979), p. 12, 63, 210 and calculated on the basis of p. 300; 1936-1960: calculated on the basis of Council of Europe (2003) data; NL: 1846-1945: Festy (1979), p. 12, 63 and 272; 1941-1960: calculated on the basis of Council of Europe (2003) data.

Note: Instead of 1891-1900: 1893-1902; instead of 1906-1915: 1907-1916; instead of 1911-1920: 1915-1920.

Figure 5: Cohort fertility, BE and NL, 1846-1960

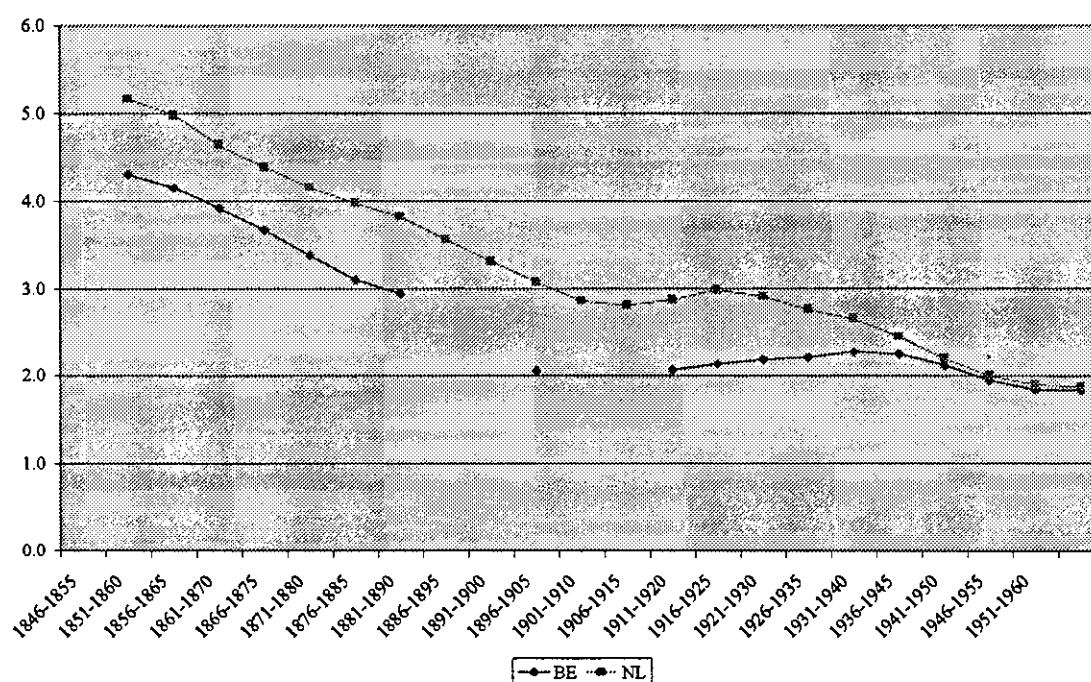
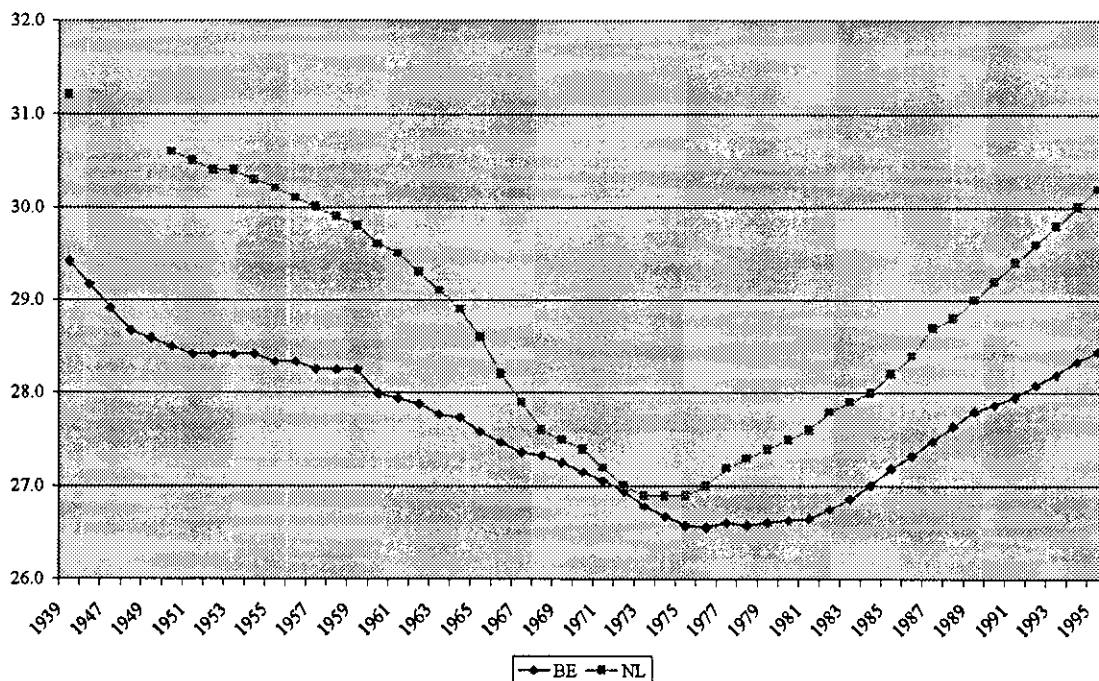


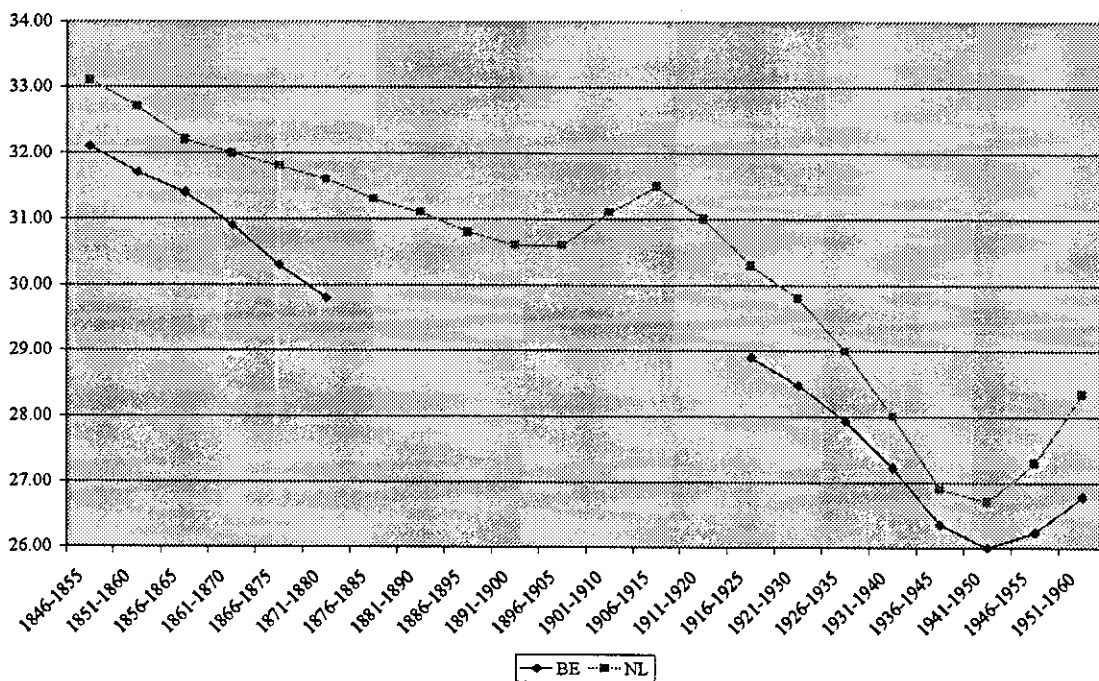
Figure 6: Period mean age at birth, BE and NL, 1939-1995



Source: BE: 1939-1959: NIS; 1960-1995: Council of Europe (2003); NL: 1939: Festy (1979), p. 103; 1950-1995: CBS.

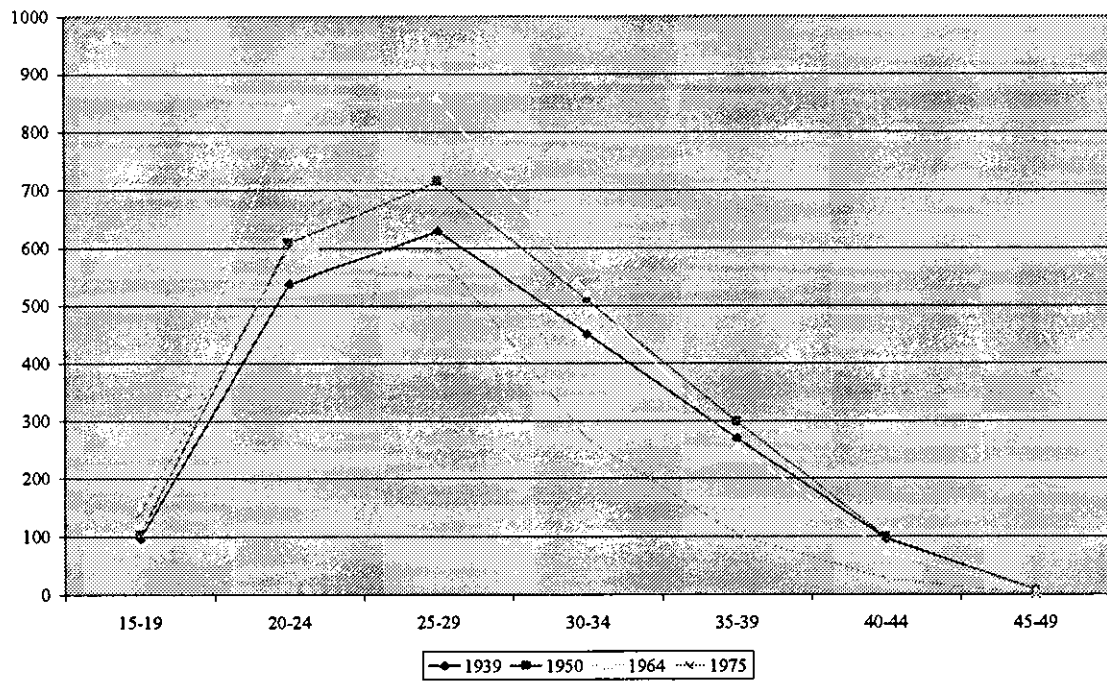
Note: Datapoint 1939 for NL is average 1931-1935.

Figure 7: Cohort mean age at birth, BE and NL, 1846-1960



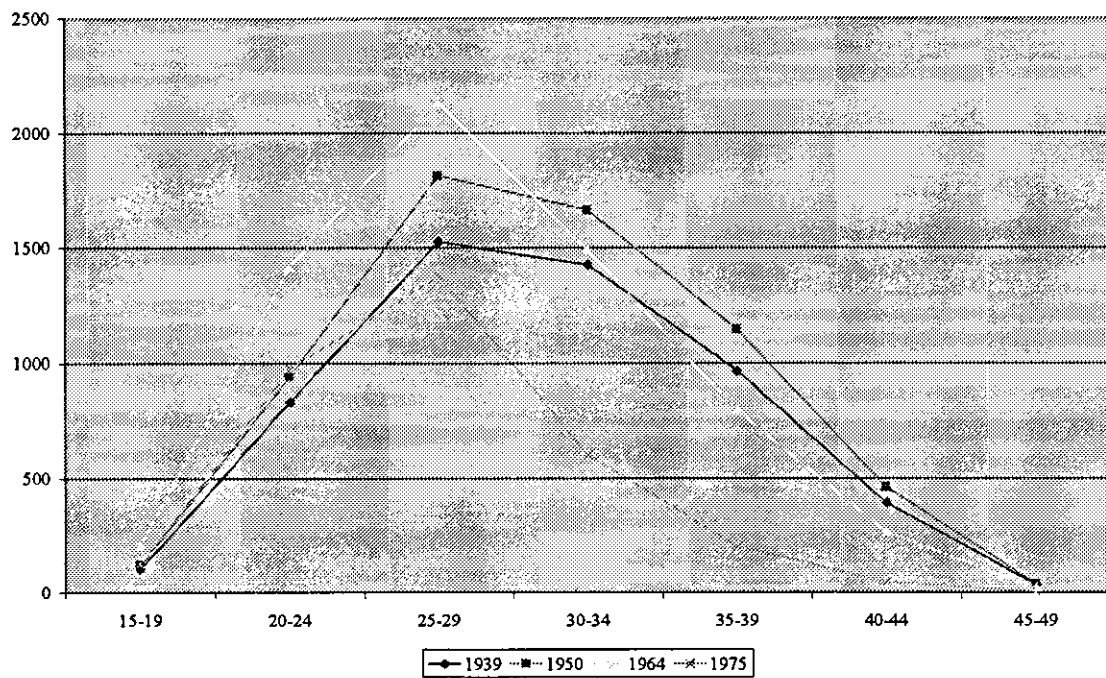
Source: BE: 1846-1880: Festy (1979), p. 210; 1916-1940: calculated on the basis of Festy (1979), p. 302; 1941-1960: calculated on the basis of Council of Europe (2003) data; NL: 1846-1910: Festy (1979), p. 88, 164, 272 and 302; 1941-1960: calculated on the basis of Council of Europe (2003) data.

Figure 8: Age-specific period fertility, BE, 1939-1975



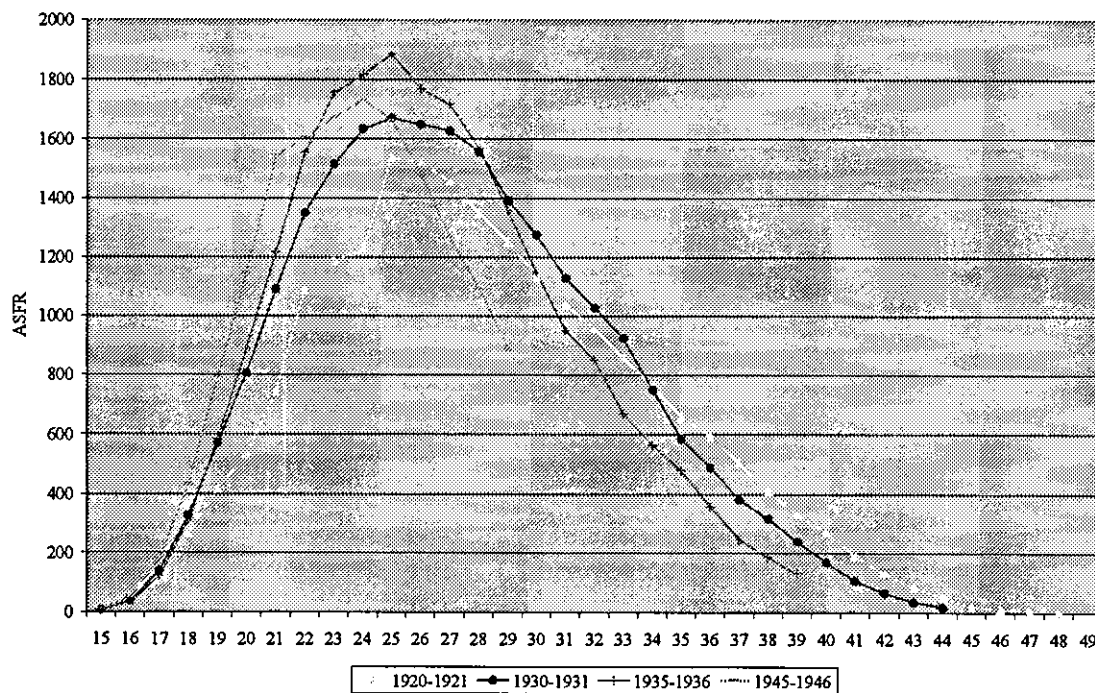
Source: NIS

Figure 9: Age-specific period fertility, NL, 1939-1975



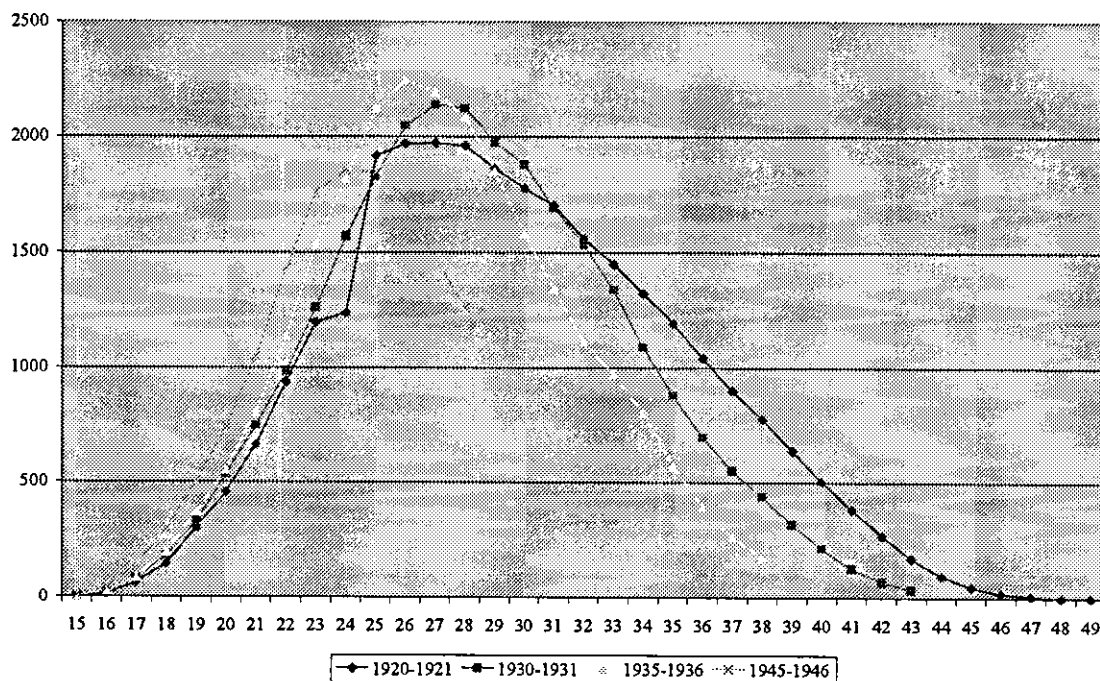
Source: Festy (1979), p. 274-275.

Figure 10: Age-specific cohort fertility, BE, 1920-1946



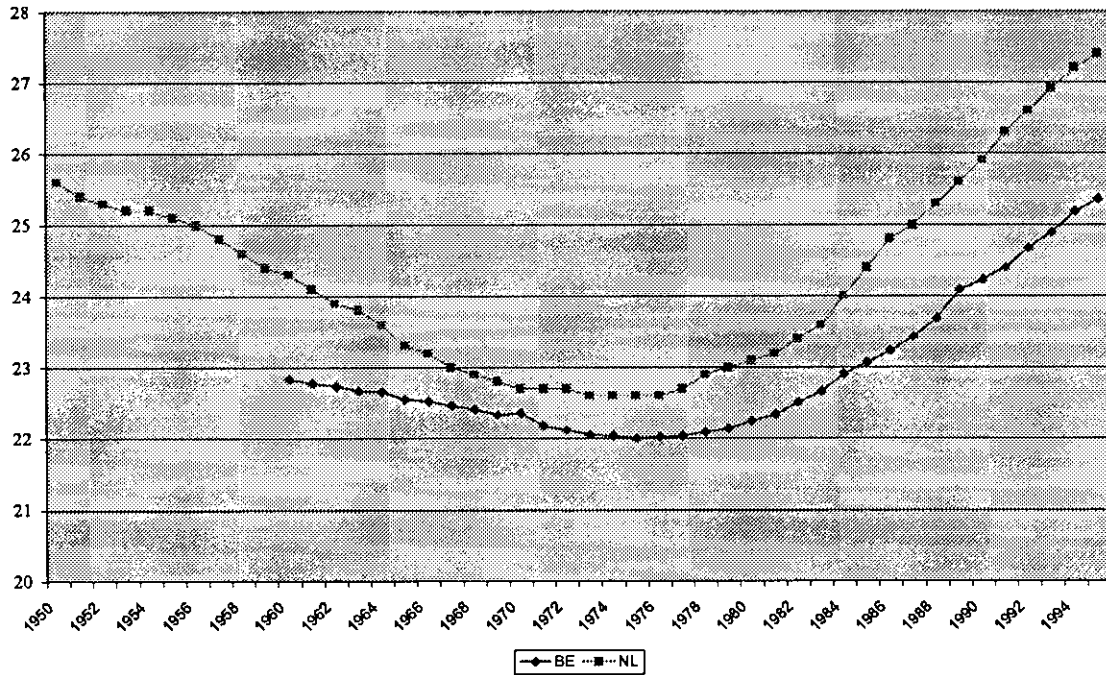
Source: Festy (1979), p. 320-326.

Figure 11: Age-specific cohort fertility, NL, 1920-1946



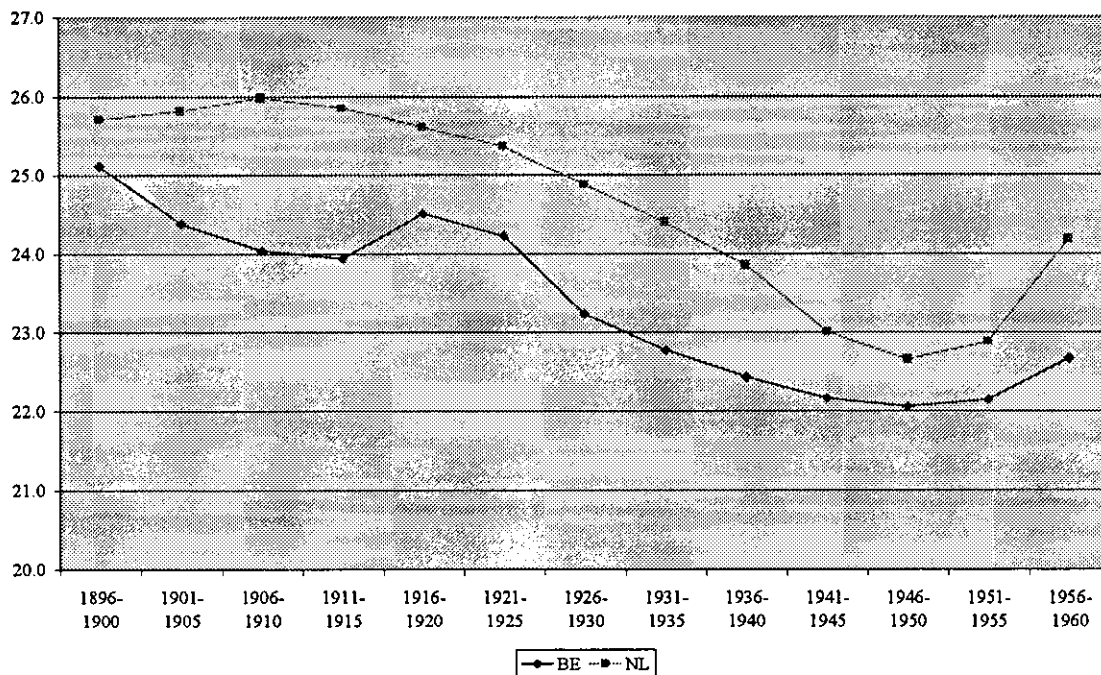
Source: Festy (1979), p. 336-342.

Figure 12: Period mean age at first marriage, BE and NL, 1950-1995



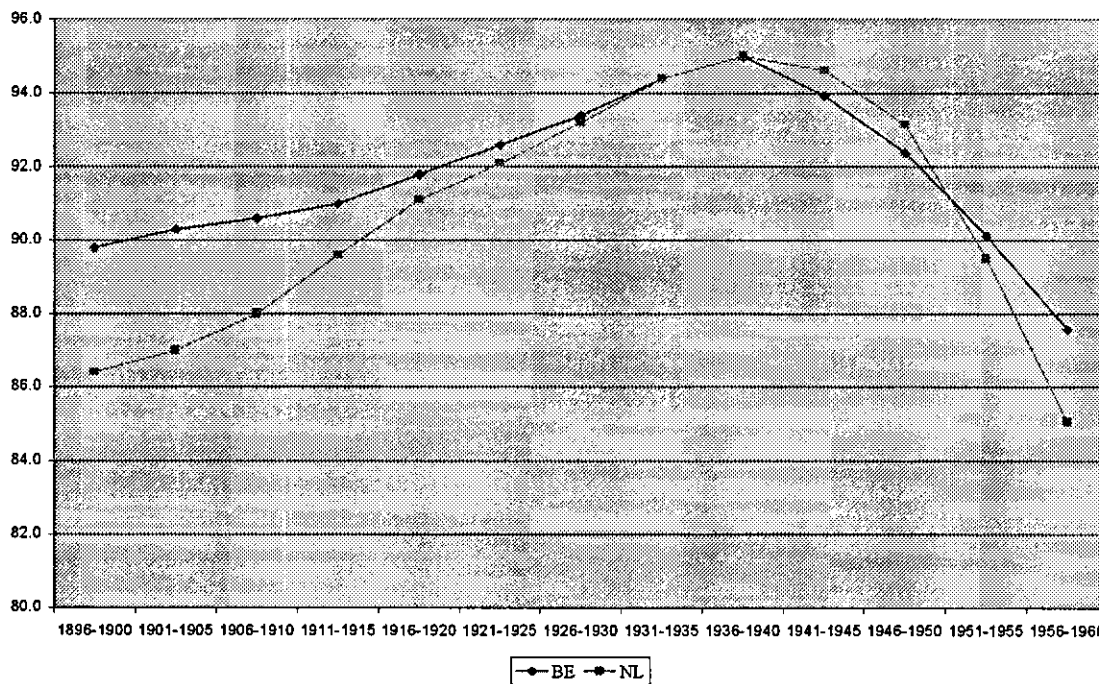
Source: BE: Council of Europe (2003); NL: CBS

Figure 13: Cohort mean age at first marriage, 1896-1960



Source: BE: 1896-1940: Festy (1979), p. 143; 1941-1960: calculated on the basis of Council of Europe (2003) data; NL: 1896-1940: Festy (1979), p. 143; 1941-1960: calculated on the basis of Council of Europe (2003) data.

Figure 14: Cohort proportion married, BE and NL, 1896-1960



Source: BE: 1896-1940: Festy (1979), p. 127; 1941-1960: calculated on the basis of Council of Europe (2003) data; NL: 1896-1940: Festy (1979), p. 127; 1941-1960: calculated on the basis of Council of Europe (2003) data.