

図7 脳血管疾患の受療率(総数, 35歳以上)

Cerebrovascular disease, 1996

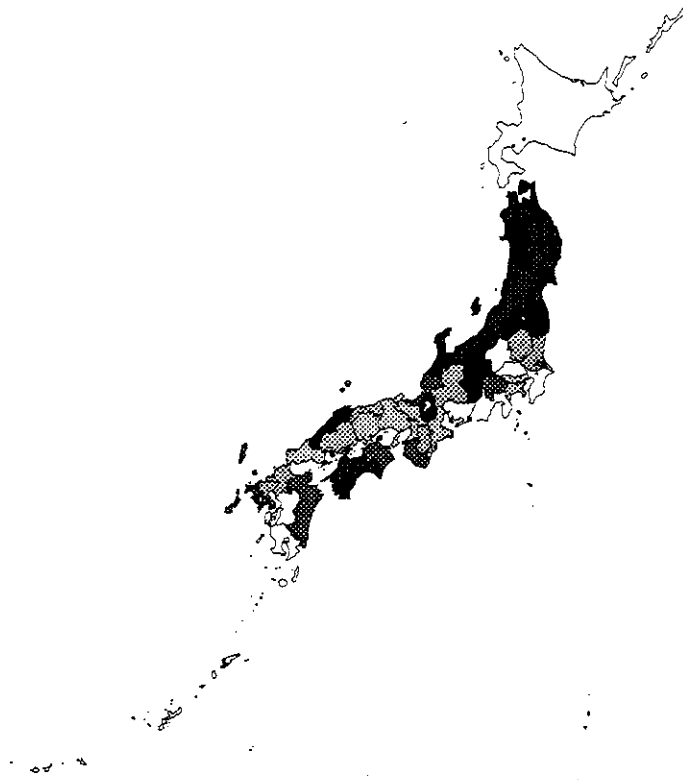


Cerebrovascular disease, 1999



図8 胃がんの総患者率(総数, 35歳以上)

Stomach cancer, 1996



Stomach cancer, 1999

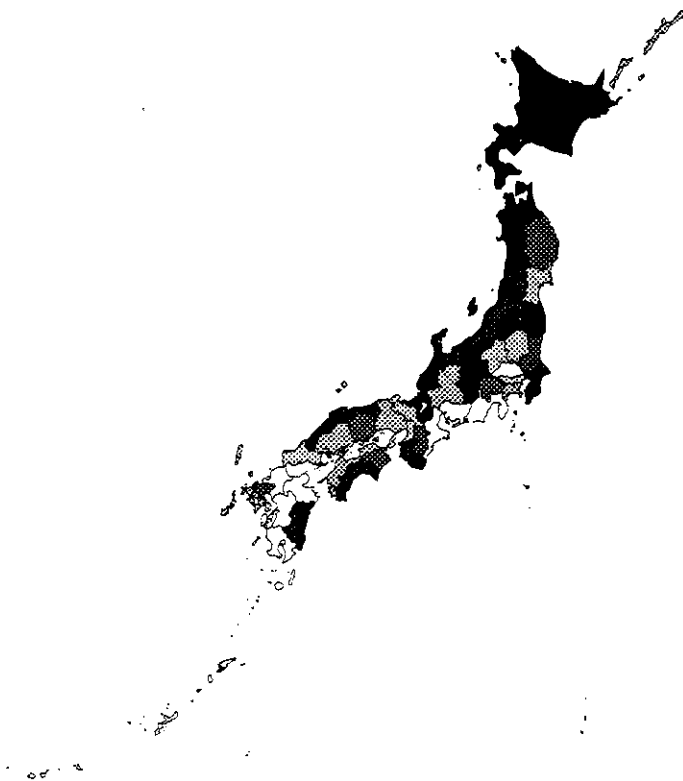
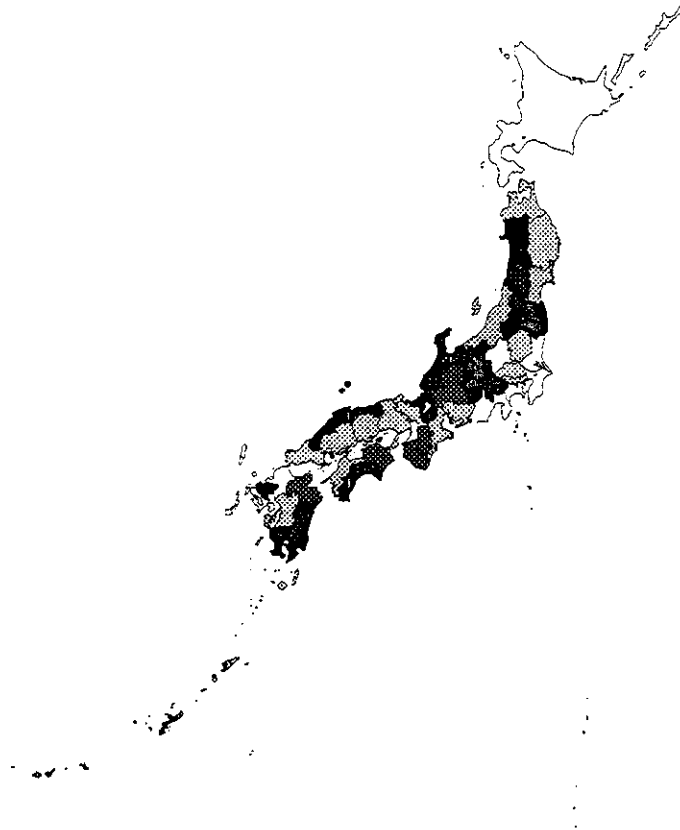


図9 大腸がんの総患者率(総数, 35歳以上)

Large intestine cancer, 1996



Large intestine cancer, 1999

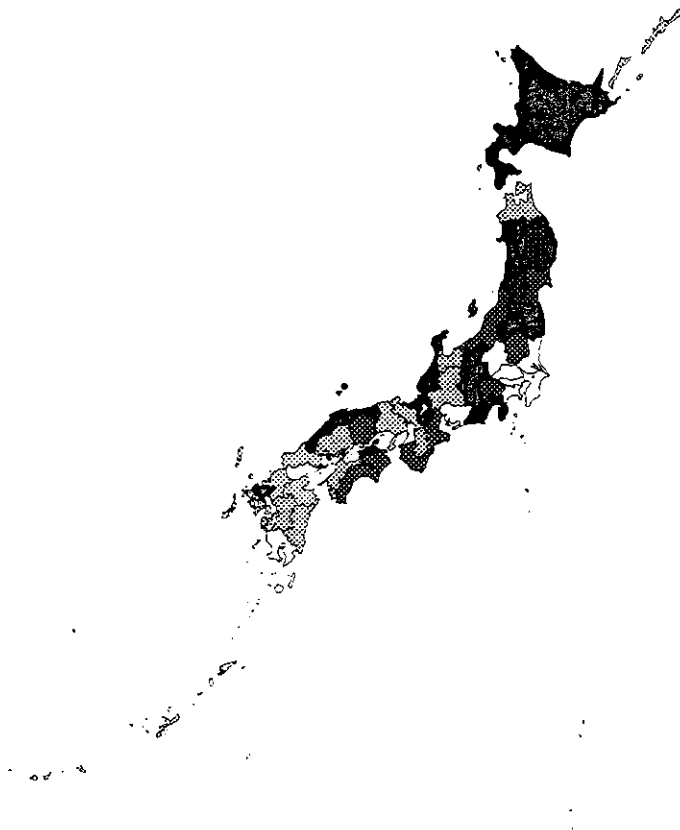
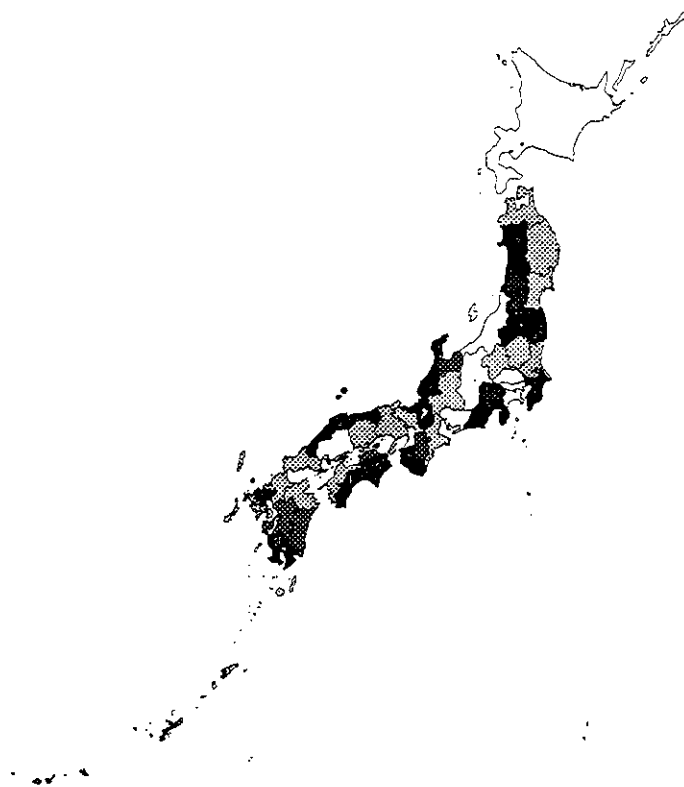


図 10 肺がんの総患者率(総数, 35 歳以上)

Lung cancer, 1996



Lung cancer, 1999



図 11 糖尿病の総患者率(総数, 35 歳以上)

Diabetes mellitus, 1996



Diabetes mellitus, 1999



図 12 高血圧性疾患の総患者率(総数, 35 歳以上)

hypertensive disease, 1996



hypertensive disease, 1999




図 13 虚血性心疾患の総患者率(総数, 35 歳以上)

Ischemic heart disease, 1996



Ischemic heart disease, 1999



図 14 脳血管疾患の総患者率(総数, 35 歳以上)

Cerebrovascular disease, 1996



Cerebrovascular disease, 1999



図 15 胃がんの入院患者受療率(総数, 35 歳以上)

Stomach cancer, 1996



Stomach cancer, 1999



図 16 大腸がんの入院患者受療率(総数, 35 歳以上)

Large intestine cancer, 1996



Large intestine cancer, 1999



図 17 肺がんの入院患者受療率(総数, 35 歳以上)

Lung cancer, 1996



Lung cancer, 1999



図 18 糖尿病の入院患者受療率(総数, 35 歳以上)

Diabetes mellitus, 1996



Diabetes mellitus, 1999



図 19 高血圧性疾患の入院患者受療率(総数, 35 歳以上)

hypertensive disease, 1996



hypertensive disease, 1999



図 20 虚血性心疾患の入院患者受療率(総数, 35 歳以上)

Ischemic heart disease, 1996



Ischemic heart disease, 1999



図 21 脳血管疾患の入院患者受療率(総数, 35 歳以上)

Cerebrovascular disease, 1996

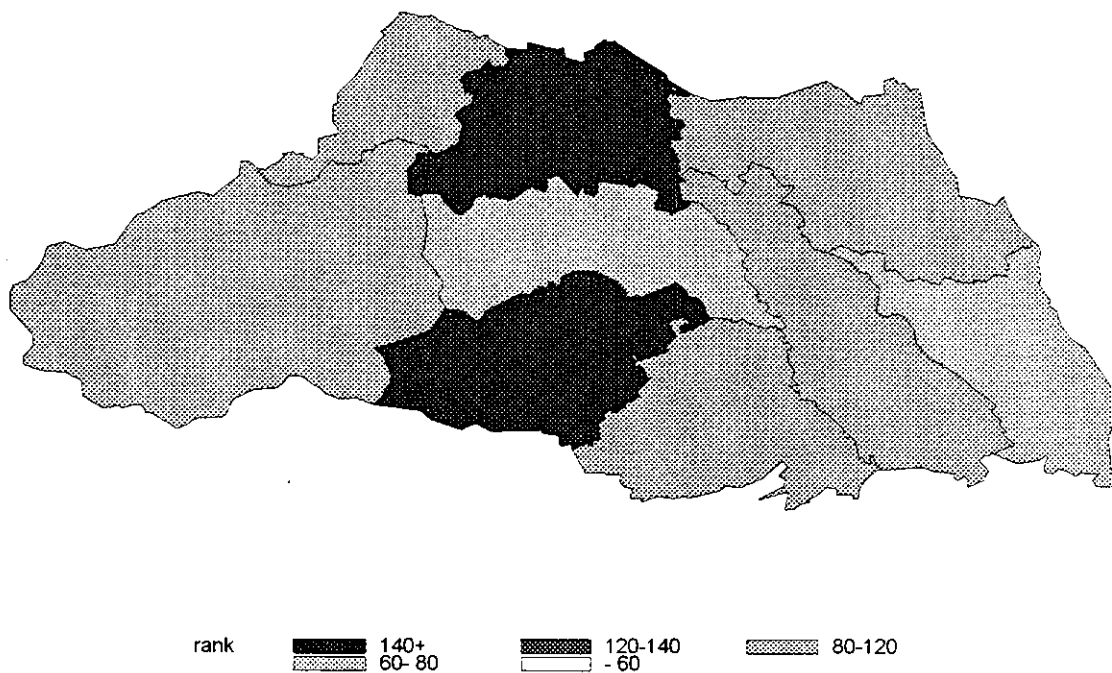


Cerebrovascular disease, 1999



図 22 胃がんの入院患者受療率(埼玉県, 総数, 35 歳以上)

Stomach cancer, 1996



Stomach cancer, 1999

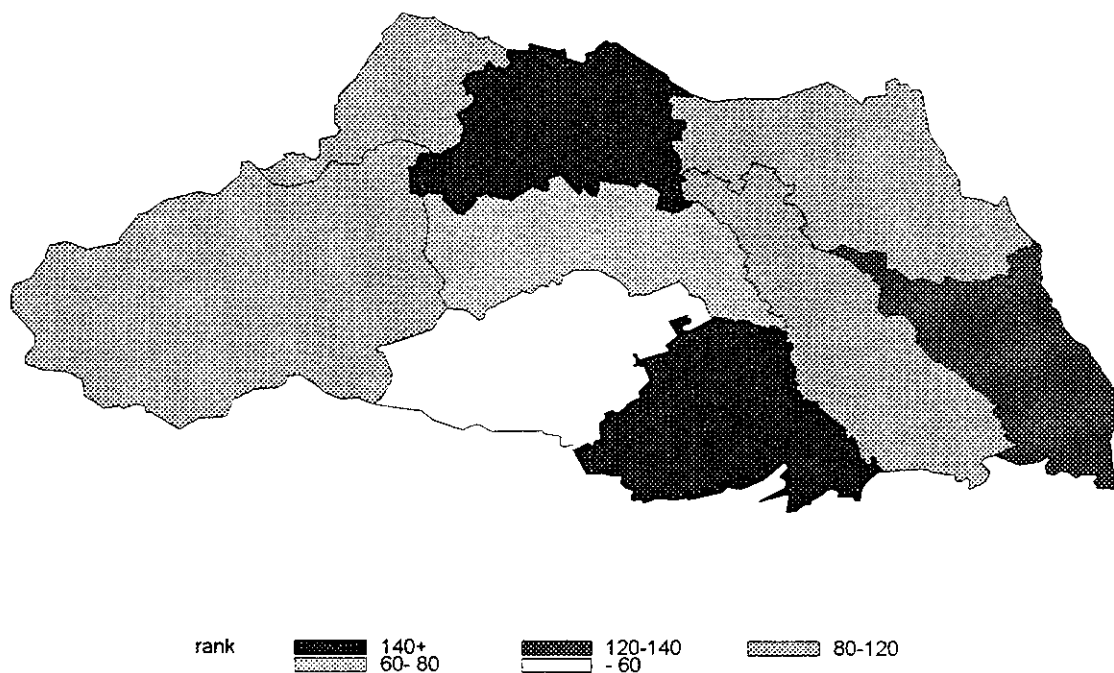
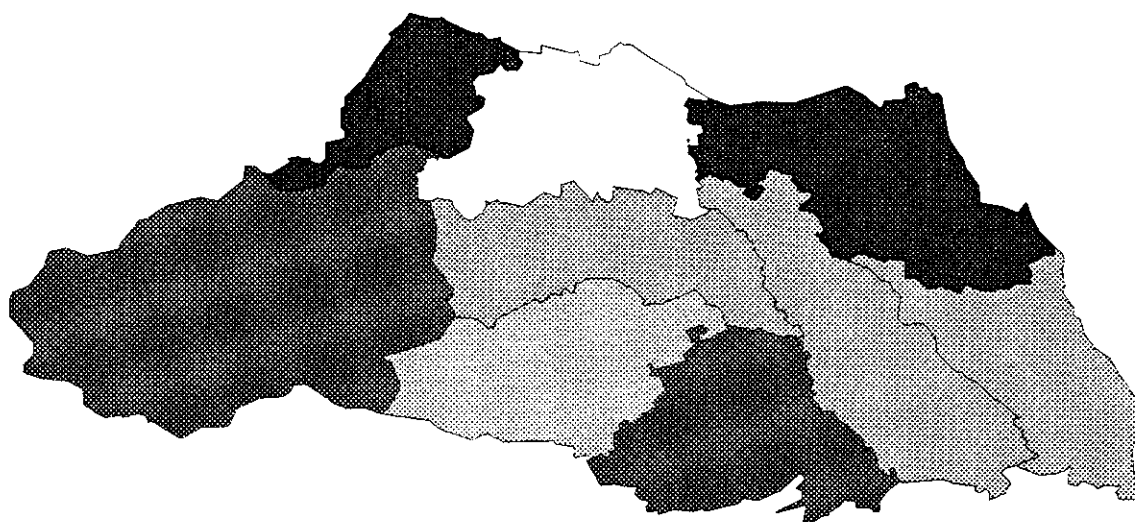


図 23 大腸がんの入院患者受療率(埼玉県, 総数, 35 歳以上)

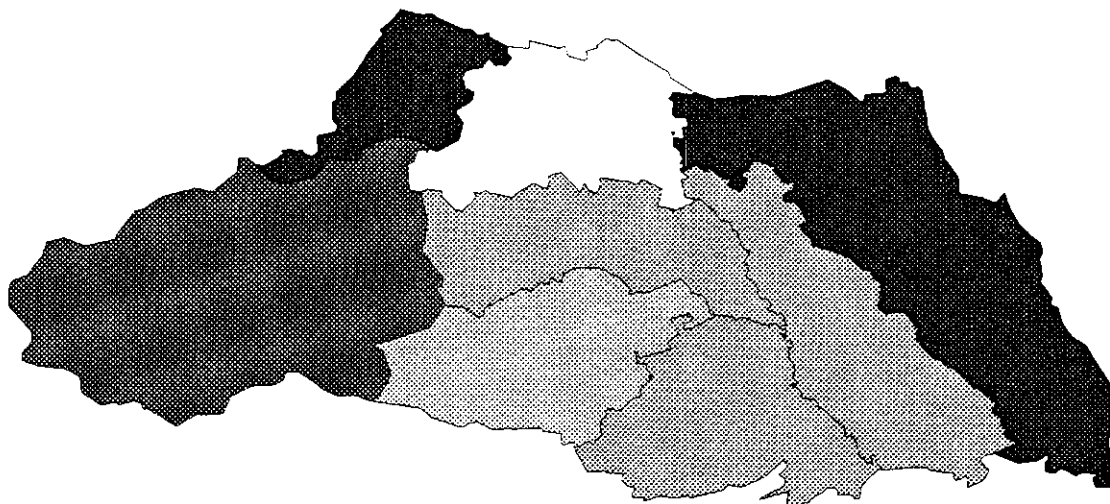
Large intestine cancer, 1996



rank

140+	120-140	80-120
60-80	-60	

Large intestine cancer, 1999

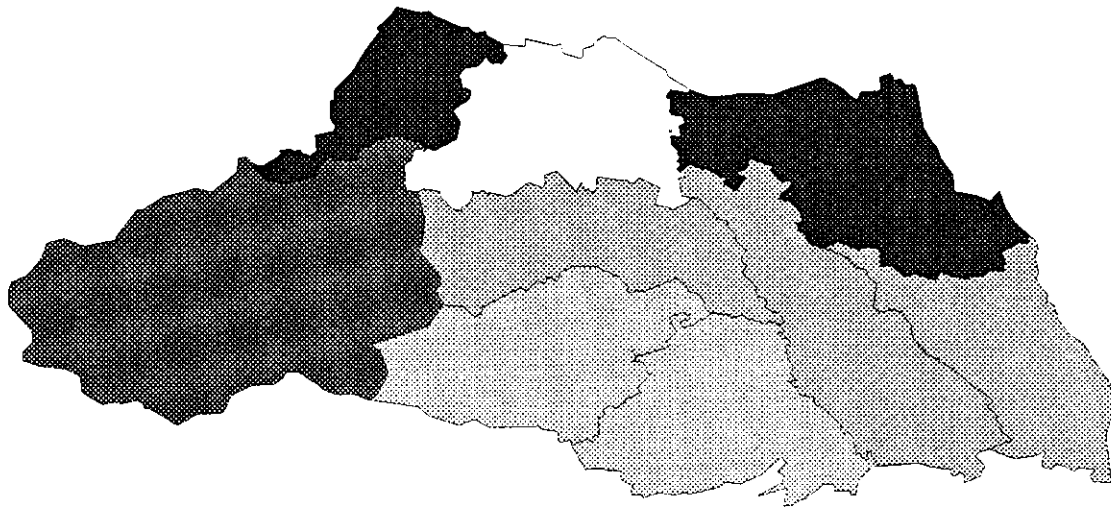


rank

140+	120-140	80-120
60-80	-60	

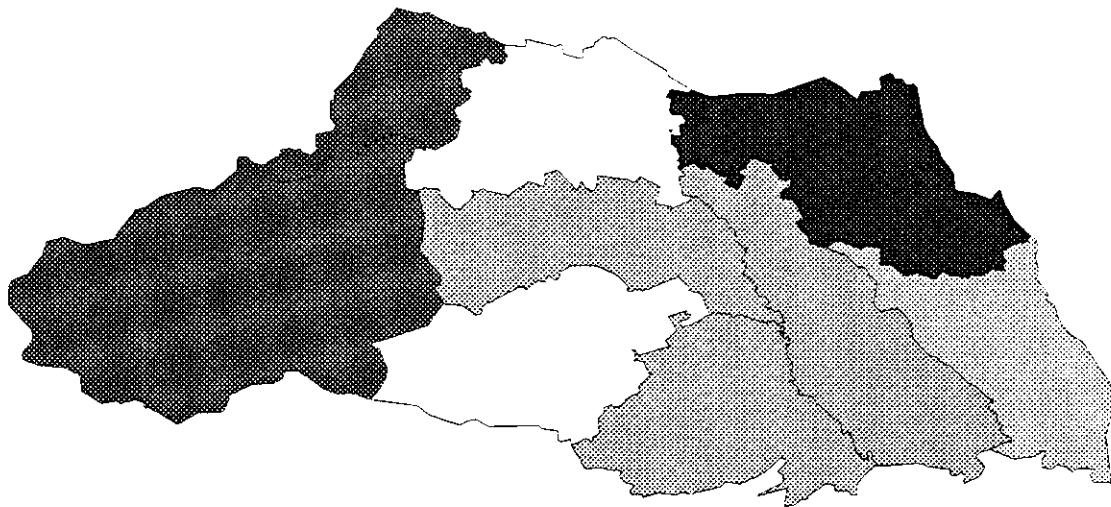
図 24 肺がんの入院患者受療率(埼玉県, 総数, 35 歳以上)

Lung cancer, 1996



rank 140+ 120-140 80-120
 60-80 -60

Lung cancer, 1999



rank 140+ 120-140 80-120
 60-80 -60

図 25 糖尿病の入院患者受療率(埼玉県, 総数, 35 歳以上)

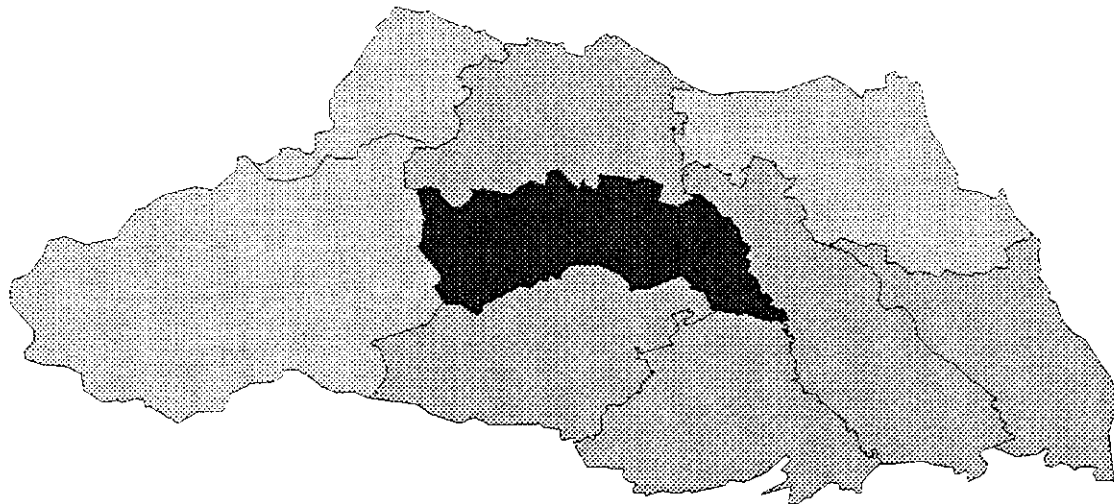
Diabetes mellitus, 1996



rank

140+	120-140	80-120
60-80	-60	

Diabetes mellitus, 1999




rank

140+	120-140	80-120
60-80	-60	

図 26 高血圧性疾患の入院患者受療率(埼玉県, 総数, 35 歳以上)

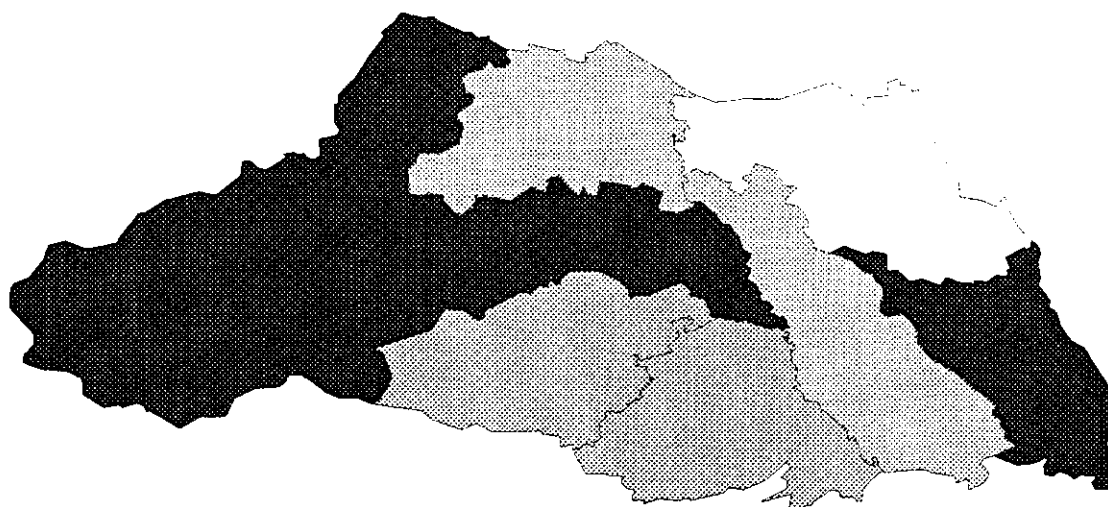
hypertensive disease, 1996



rank

140+	120-140	80-120
60-80	-60	

hypertensive disease, 1999



rank

140+	120-140	80-120
60-80	-60	