

図30-1 *Morganella morganii*

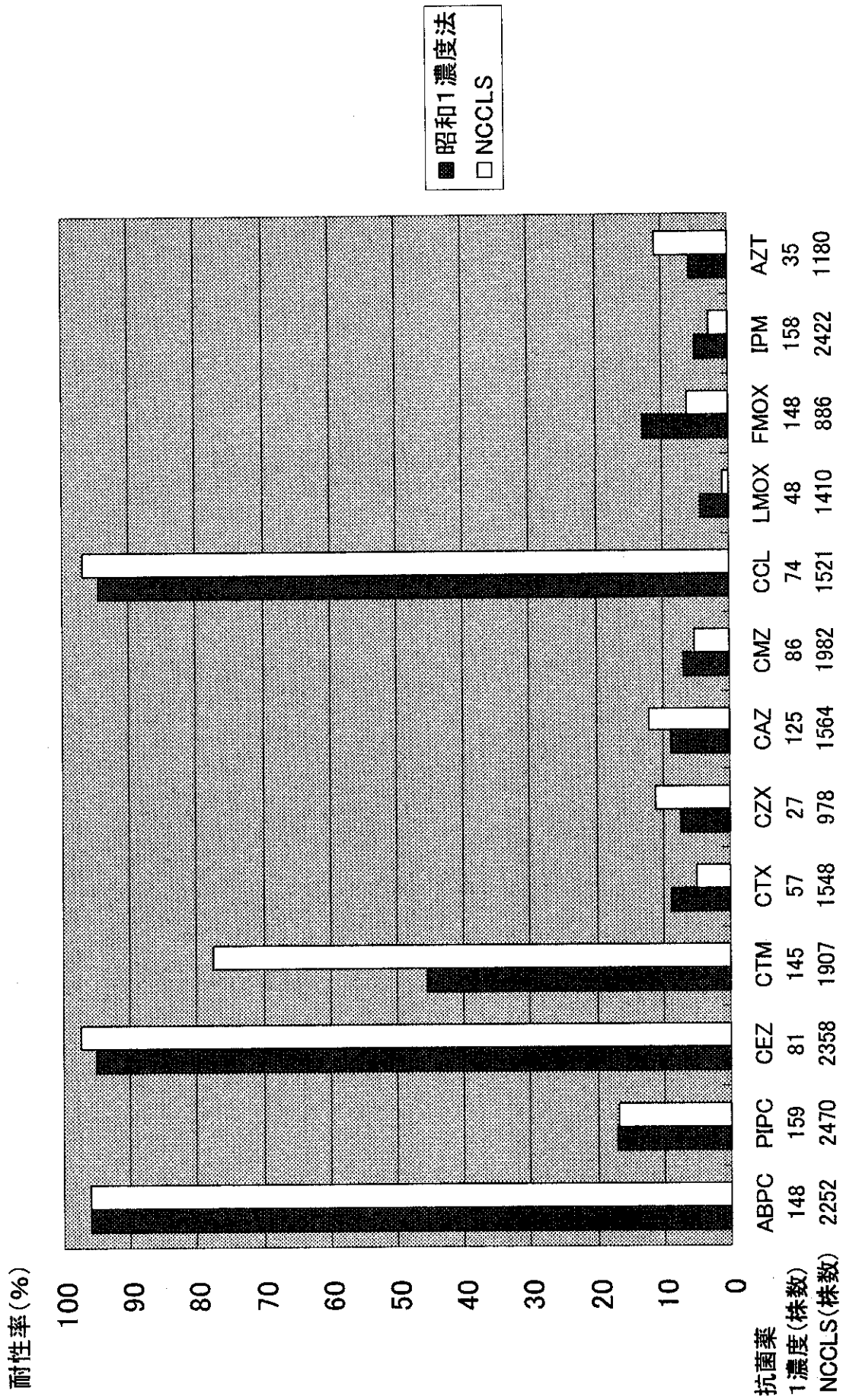


図30-2 *Morganella morganii*

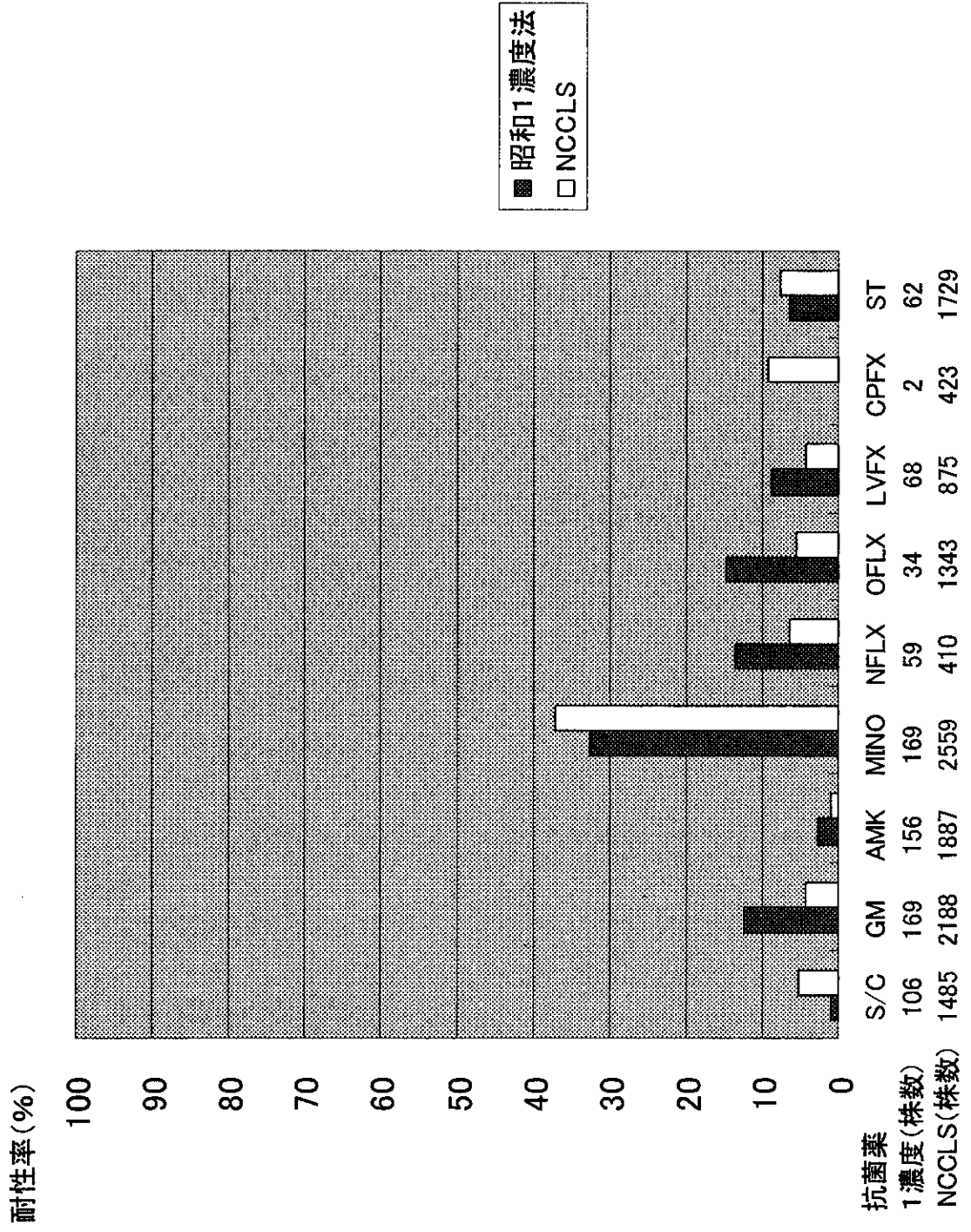


図31 Bacter spp.

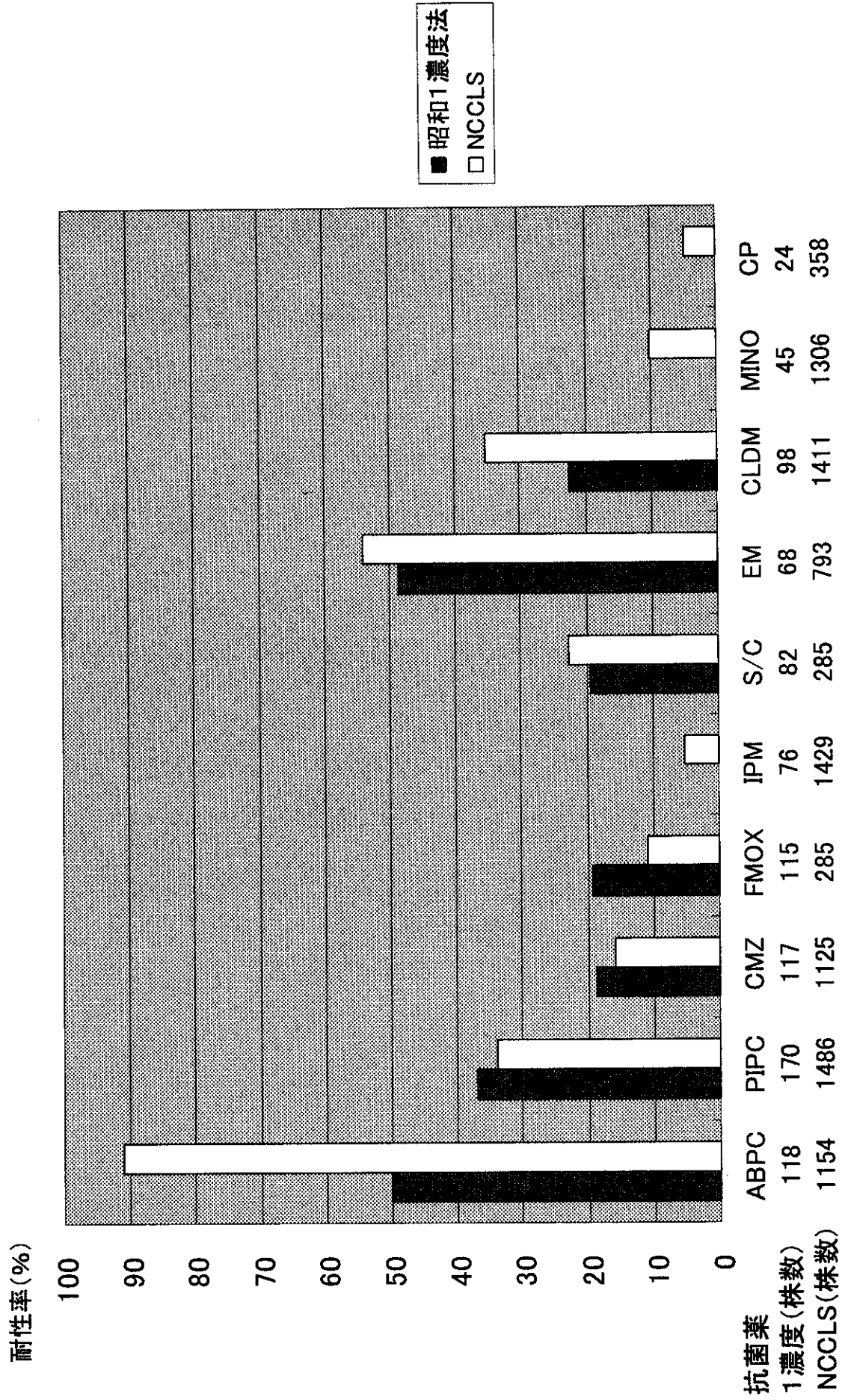


表3 薬剤感受性(耐性)状況調査対象菌株一覧 - 1週間の集計成績 -

内容	喀痰	気管支洗浄液	咽頭液	鼻腔粘液	舌苔	眼脂	耳漏	尿	糞便	胆汁	血液	髄液	胸水	腹水	関節液	胃液	帯下	組織	膿	その他	不明	合計	
<i>Staphylococcus aureus</i> (MRSA)	861	39	285	175	4	19	54	148	127	8	47	2	5	7	6	11	10	4	318	267	7	1504	
<i>Staphylococcus aureus</i> (MSSA)	235	24	153	84	0	18	123	42	28	1	29	1	5	0	8	3	19	8	217	119	5	1122	
<i>Staphylococcus coagulase negative</i>	168	11	82	65	3	60	67	193	27	6	86	9	9	9	1	5	42	3	204	218	19	1287	
<i>Staphylococcus sp.</i>	76	5	78	9	0	10	30	20	9	0	9	1	6	3	0	0	11	1	61	28	4	361	
<i>Enterococcus faecalis</i>	81	3	38	5	1	2	384	24	24	24	19	2	10	2	4	44	5	110	84	8	764		
<i>Enterococcus faecium</i>	10		12		1	1	1	73	22	17	8			2			2		29	15	2	185	
<i>Enterococcus gallinarum</i>	1							3	4	2							1			2	1	13	
<i>Enterococcus casseliflavus</i>									3	2									1			6	
<i>Streptococcus pneumoniae</i>	160	12	81	58		7	22	2			3						1		4	9	4	191	
<i>Streptococcus pyogenes</i>	6	1	64	3			2				1					8	3	17	5			103	
<i>Streptococcus agalactiae</i>	43	2	22	3			4	66	4		3			1		73	1	33	52	4		266	
その他の <i>Streptococcus</i> sp.	61	8	54	1	0	9	8	36	3	6	17	0	0	1	0	0	14	1	93	37	6	355	
その他のGram positive cocci	8	1	10	0	0	0	4	49	15	11	4	0	1	4	0	0	9	0	38	28	2	184	
<i>Neisseria gonorrhoeae</i>	0	0	0	0	0	0	0	13	0	0	0	0	0	0	0	0	0	0	3	9	0	25	
<i>Moraxella (Branhamella) catarrhalis</i>	33	1	15	26			6												2		1	50	
Gram-negative cocci	4	0	6	2	0	1	3	0	0	0	1	0	0	0	0	0	0	0	5	2	2	26	
<i>Haemophilus influenzae</i>	139	8	104	37	0	0	10	1	0	2	2	2	0	0	0	0	4	2	4	17	4	334	
<i>Escherichia coli</i>	89	2	38	8	0	1	4	526	213	25	27	0	0	10	0	3	53	1	84	73	6	1163	
<i>Klebsiella pneumoniae subsp.pneumoniae</i>	292	10	54	10	2	1	6	179	55	32	16	1	2	1	2	1	3	10	6	56	57	8	499
<i>Klebsiella oxytoca</i>	61	4	19	4	1	1	3	30	15	8	1			2	1	1	1	25	16			127	
<i>Salmonella</i> sp.	1	0	0	0	0	0	0	1	73	0	1	0	1	0	0	0	0	1	0	3	0	81	
<i>Enterobacter cloacae</i>	108	2	50	4		3	6	63	12	16	8	1	3		5	4	2	37	55	6		275	
<i>Enterobacter aerogenes</i>	74	2	13	4			2	36	1	7	1	2			1	6		21	14	2		110	
<i>Serratia marcescens</i>	136	4	19	9			4	86	4	7		1	1		6			30	21	1		188	
<i>Citrobacter freundii</i>	21	4	4	2			59	23	12	1	1	1	1		1	2	3	18	9	5		141	
<i>Proteus mirabilis</i>	35		14	1			8	77	5	1	1				5	2	20	14	1	14		149	
<i>Proteus vulgaris</i>	5		1			1	18	5	3						1	1		7	6			42	
<i>Morganella morganii</i>	12		4				54	11	4	1			1			3	1	21	5			105	
その他の <i>Enterobacteriaceae</i>	34	0	9	2	0	1	3	62	15	8	2	0	0	2	0	0	2	1	15	14	4	174	
<i>Gardnerella vaginalis</i>																9			12			21	
<i>Eikenella corrodens</i>																1			5			6	
<i>Campylobacter</i> sp.	0	0	0	0	0	0	0	1	36	0	0	0	0	0	0	0	0	0	0	0	0	37	
<i>Helicobacter pylori</i>																		1		2		3	
<i>Pseudomonas aeruginosa</i>	916	27	149	47	4	5	55	400	51	29	25	13	12		12	8	1	219	147	12		1189	
<i>Pseudomonas putida</i>	4						10		1										1	2		14	
<i>Pseudomonas fluorescens</i>	1		1				1			1	1				1			2				7	
<i>Burkholderia cepacia</i>	42	2	6	2		1	2	7		1	4	1			1			2	6	1		34	
<i>Alcaligenes xyloxydans</i> subsp. <i>xyloxyticus</i>	15		2	2		5	10			1	1							4	4			29	
<i>Stenotrophomonas maltophilia</i>	172	1	18	6	1	3	6	17		11	4	3	1					13	10	5		98	
<i>Acinetobacter</i> sp.	150	6	43	6	1	0	4	31	1	6	12	0	0	0	0	1	2	1	16	21	4	305	
<i>Alcaligenes faecalis</i>	1						2												1			3	
Gram-negative bacilli	166	6	64	4	1	2	12	44	38	11	9	0	1	6	0	0	7	2	35	18	10	436	
Gram-positive bacilli	1					6	7	4		3	4						1	1	7	3	1	45	
<i>Bacteroides fragilis</i>	1									2	4			3		3		25	12			49	
その他の嫌気性菌	19	2	4	11	0	14	31	24	25	10	23	0	1	8	0	3	43	0	149	81	10	458	
その他の菌種	1	1	0	0	0	0	0	1	0	1	1	0	0	0	0	0	0	0	0	2	0	7	
合計	4243	184	1516	596	19	166	493	2774	846	273	383	15	53	89	16	60	399	52	1949	1502	145	12571	

图32-1 MRSA—咯痰




图32-2 MRSA—咯痰




图33-1 MRSA-尿




図33-2 MRSA—尿

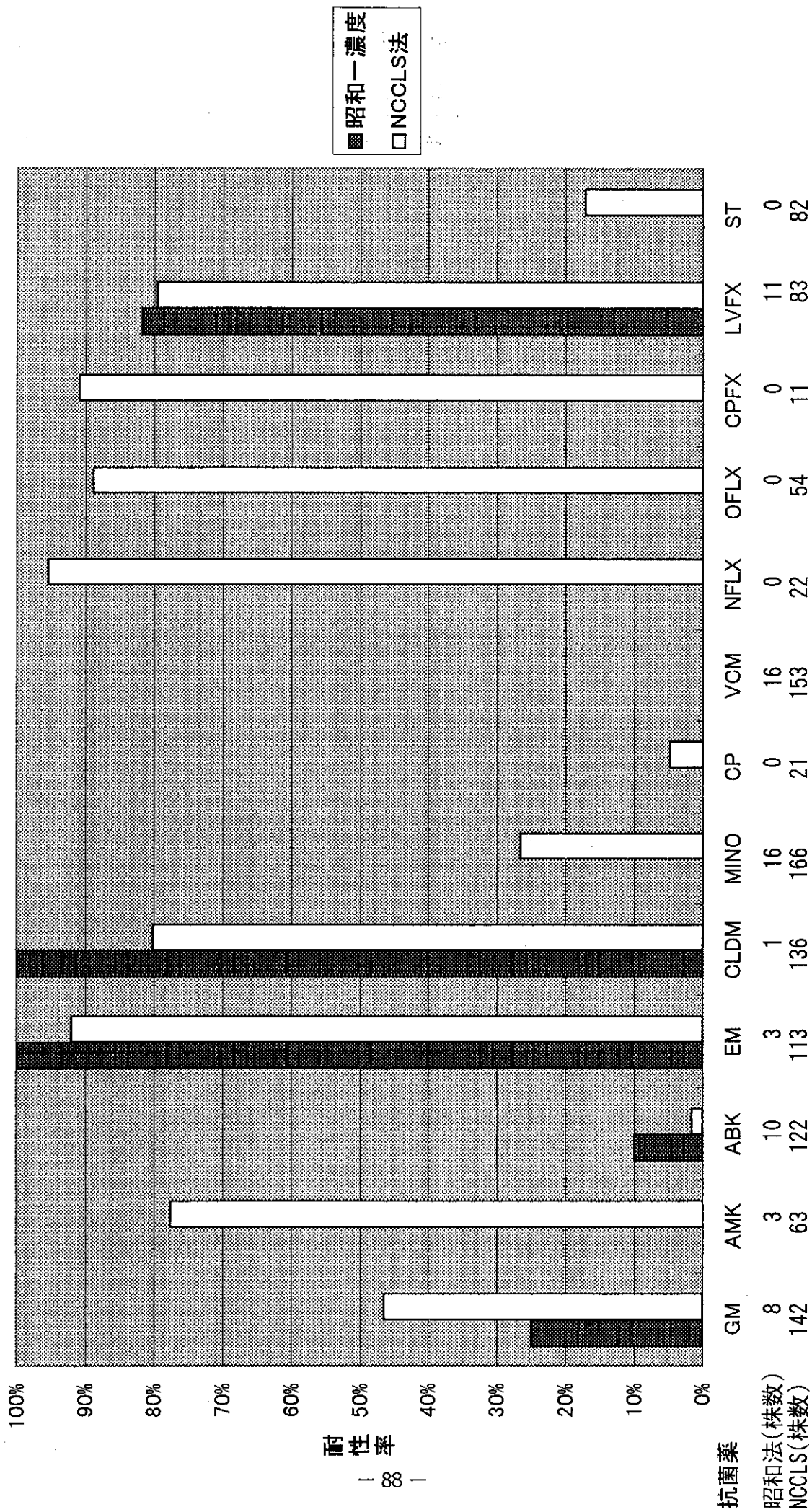


图34-1 MRSA-血液


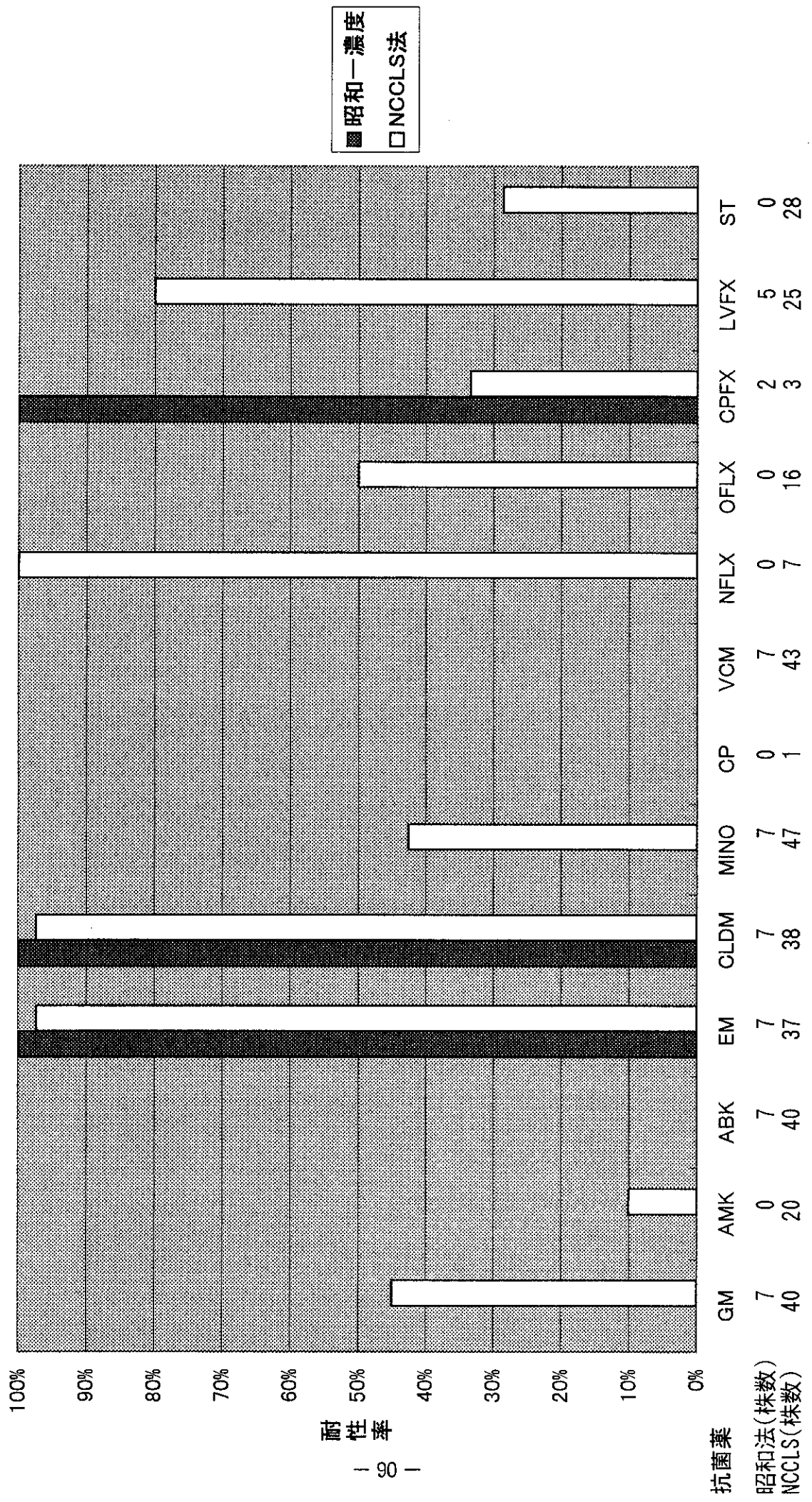


図34-2 MRSA-血液



耐性率

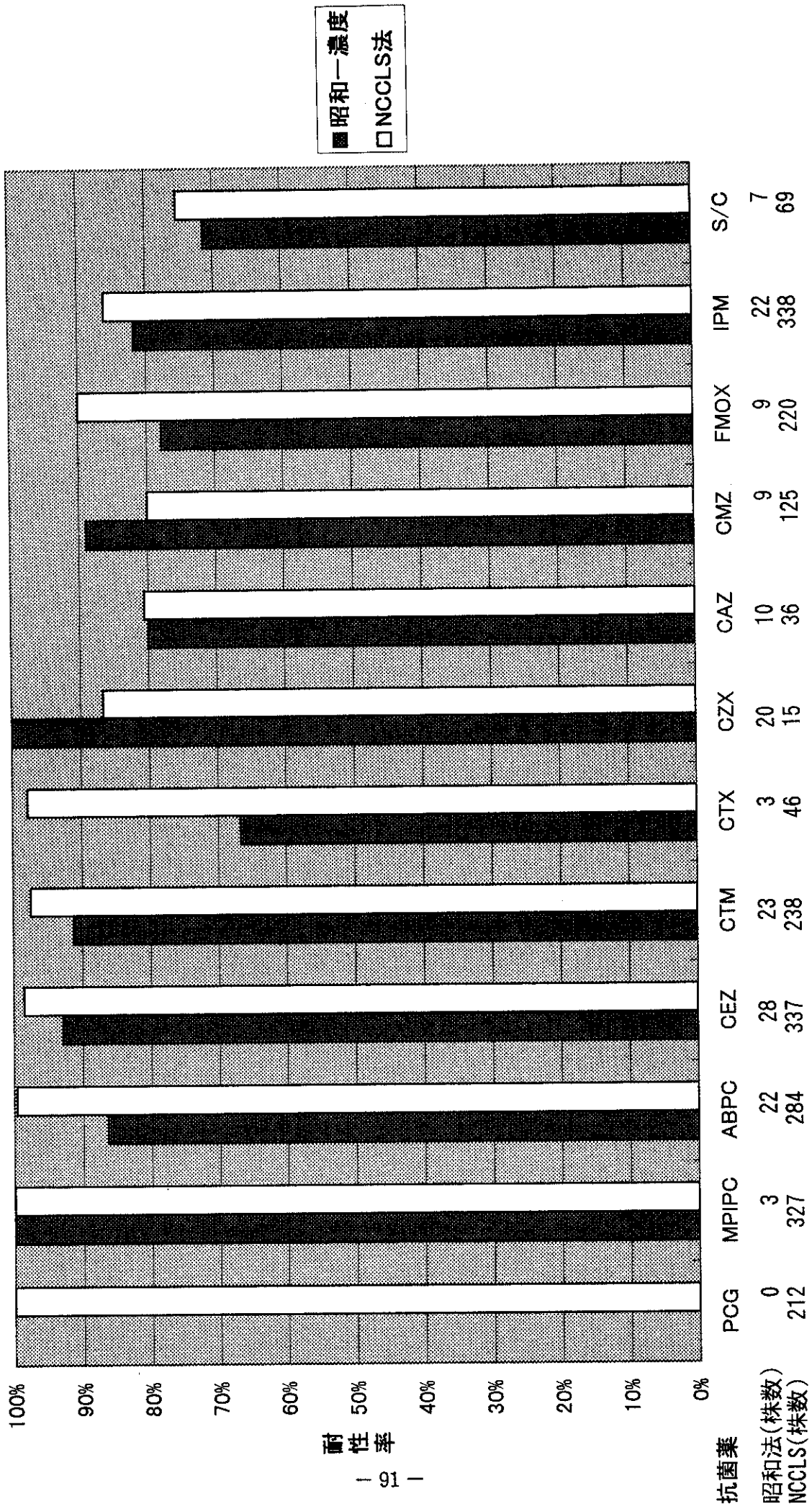
昭一

抗菌薬

昭和一濃度 (株数)

NCCLS法 (株数)

图35-1 MRSA-膿



耐性率

图35-2 MRSA-膿

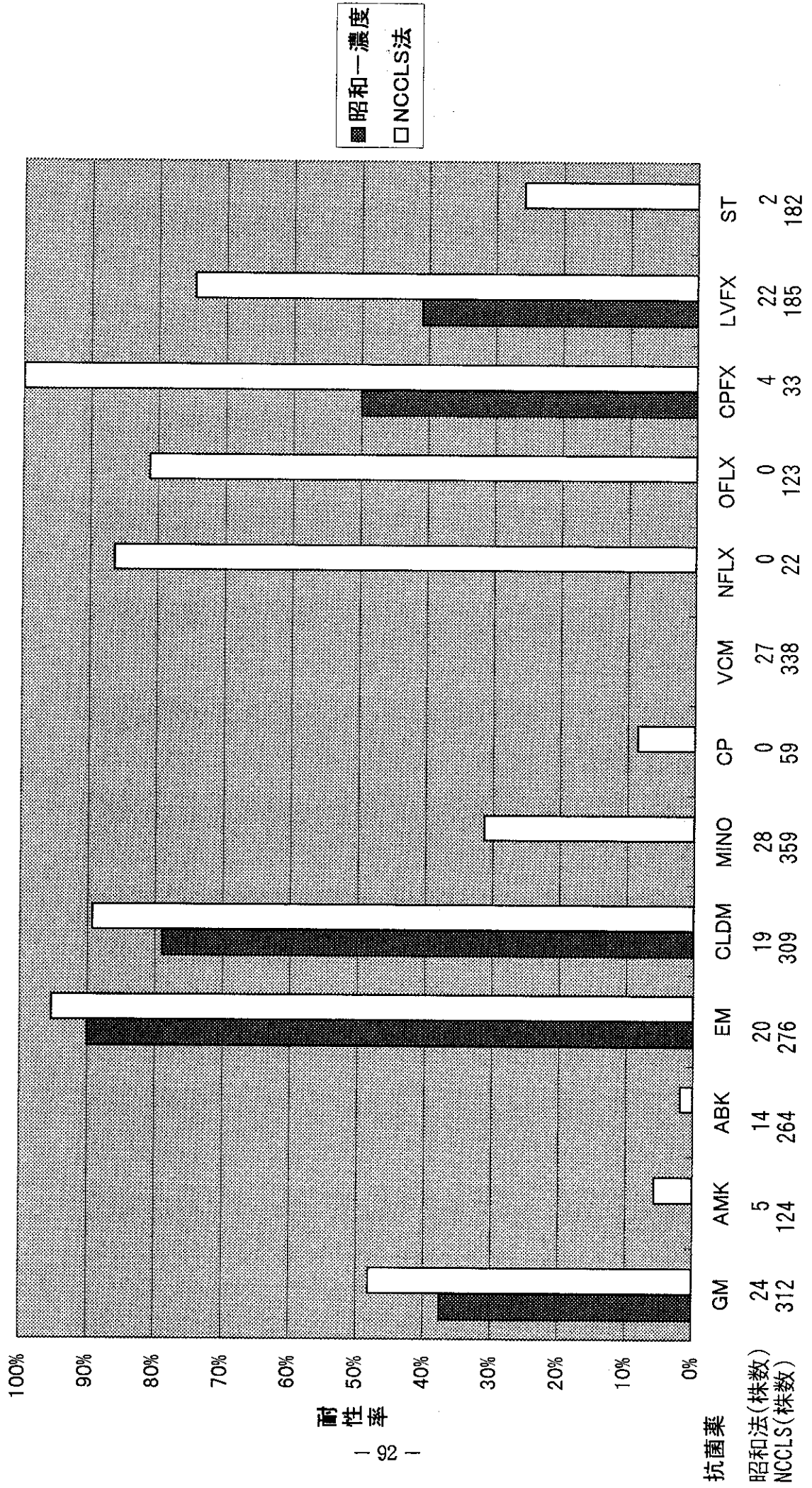

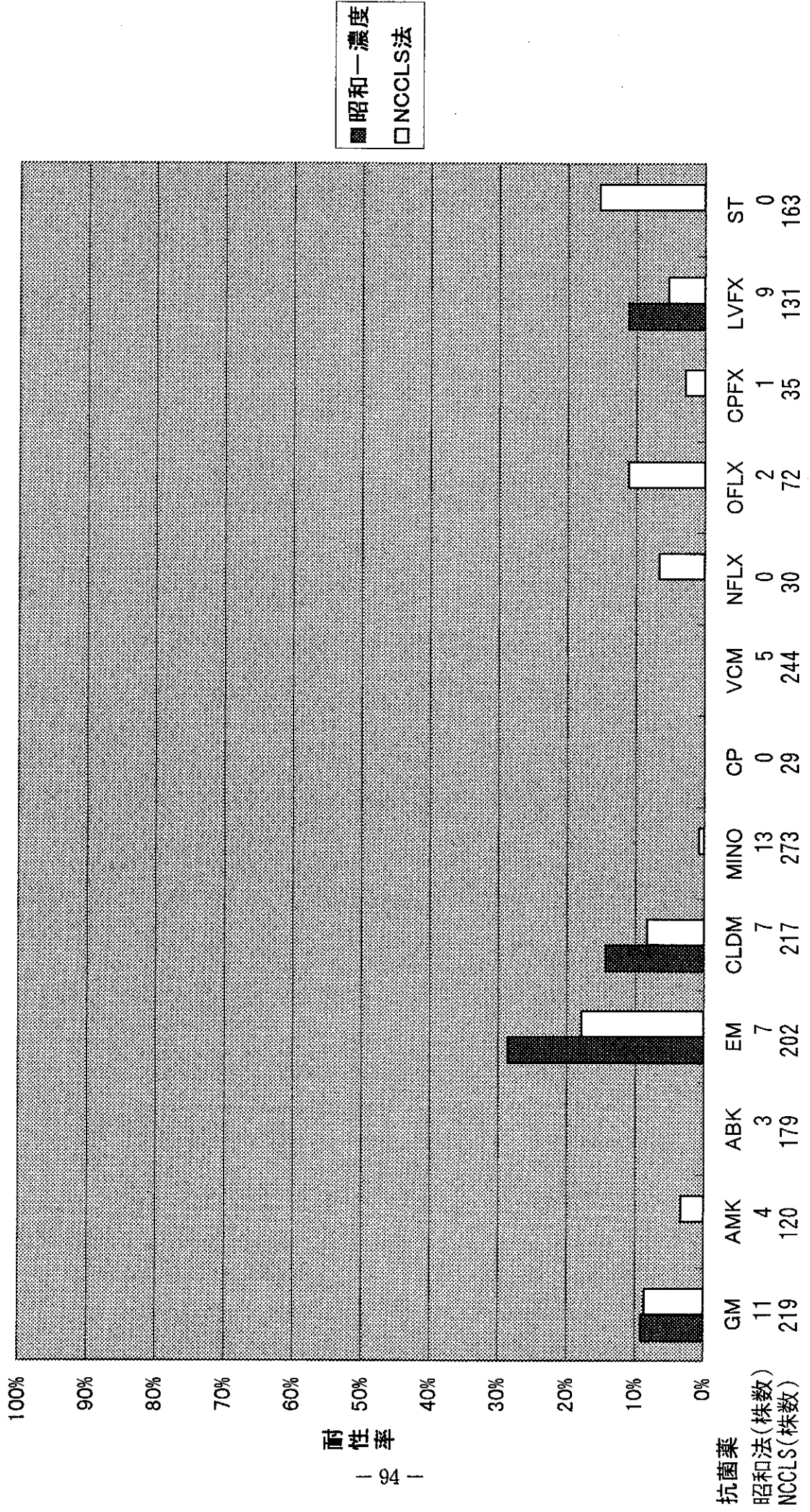


図36-1 MSSA—喀痰



耐性率

图36-2 MSSA—咯痰



耐性率

昭和一濃度


NCCLS法

抗菌薬

昭和一濃度(株数)

NCCLS(株数)

図37-1 MSSA-陽



耐性率

昭和一濃度
NCCLS法

抗菌薬

昭和一濃度 (株数)

NCCLS (株数)

图37-2 MSSA—膿


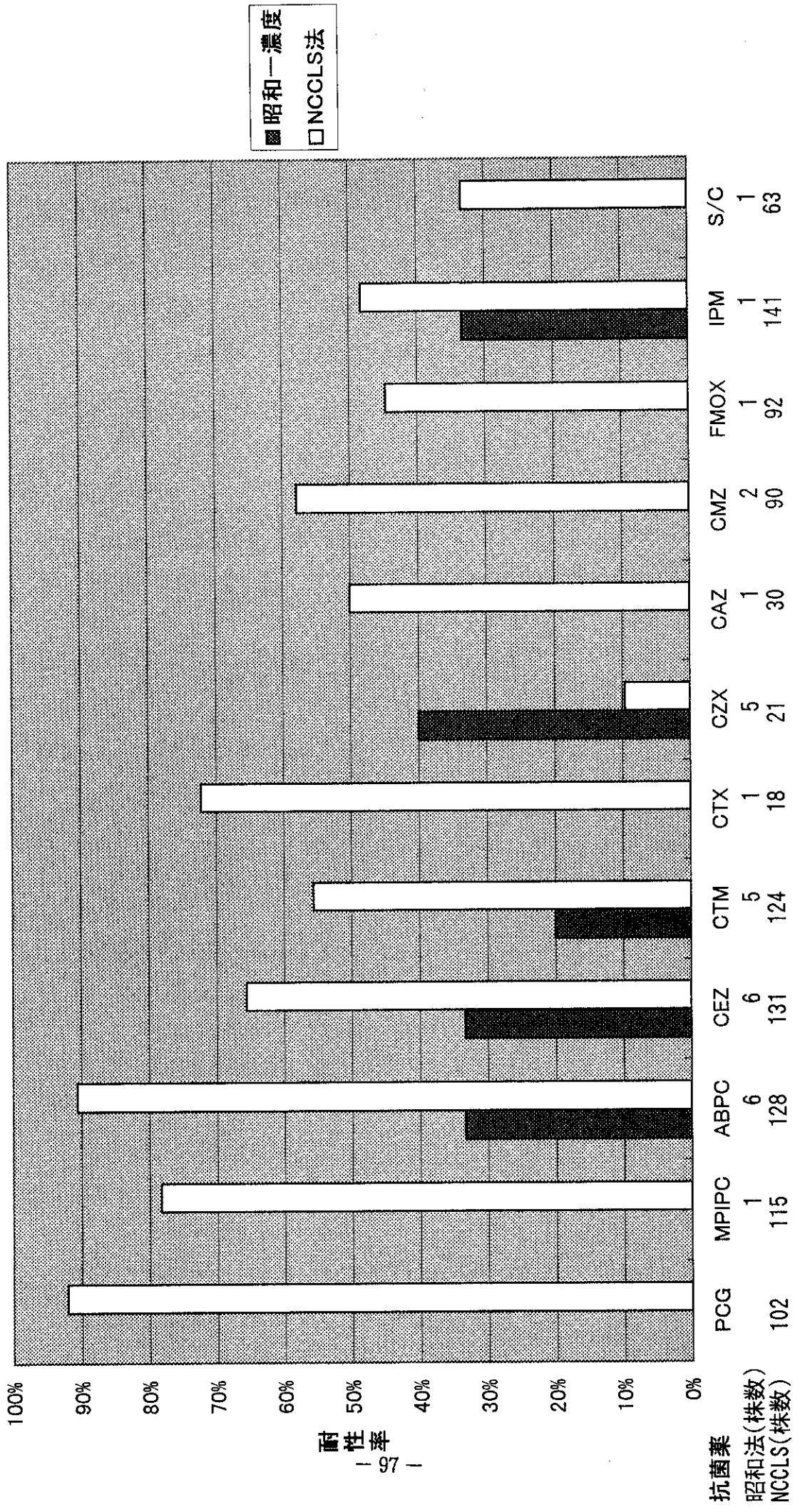


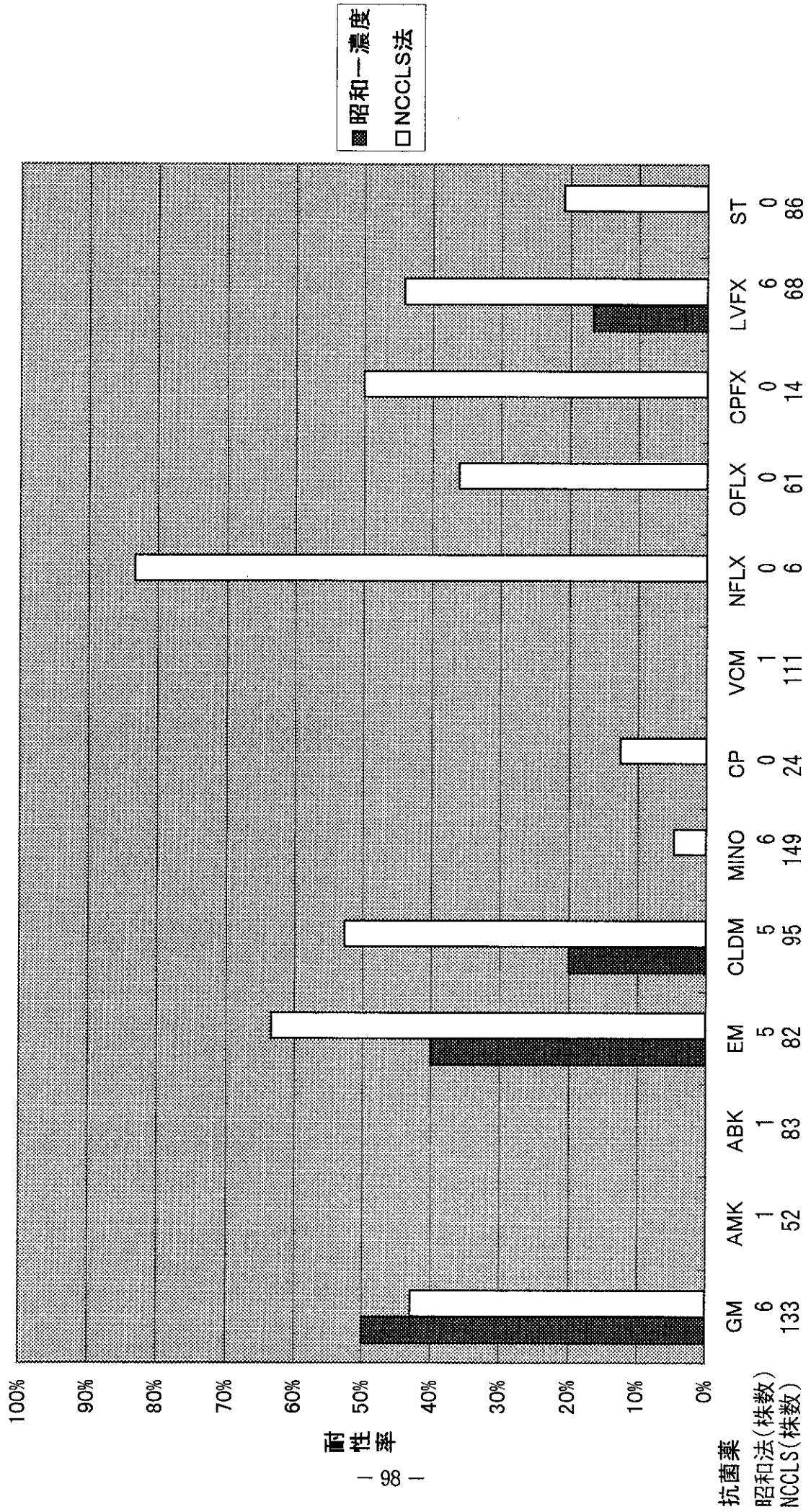
图38-1 CNS- 咯痰



耐性率

昭和一濃度(株数)
NCCLS(株数)

图38-2 CNS- 嗜痰



耐性率

— 昭和一濃度
□ NCCLS法

抗菌薬

昭和一濃度(株数)

NCCLS(株数)

图39-1 CNS-膿

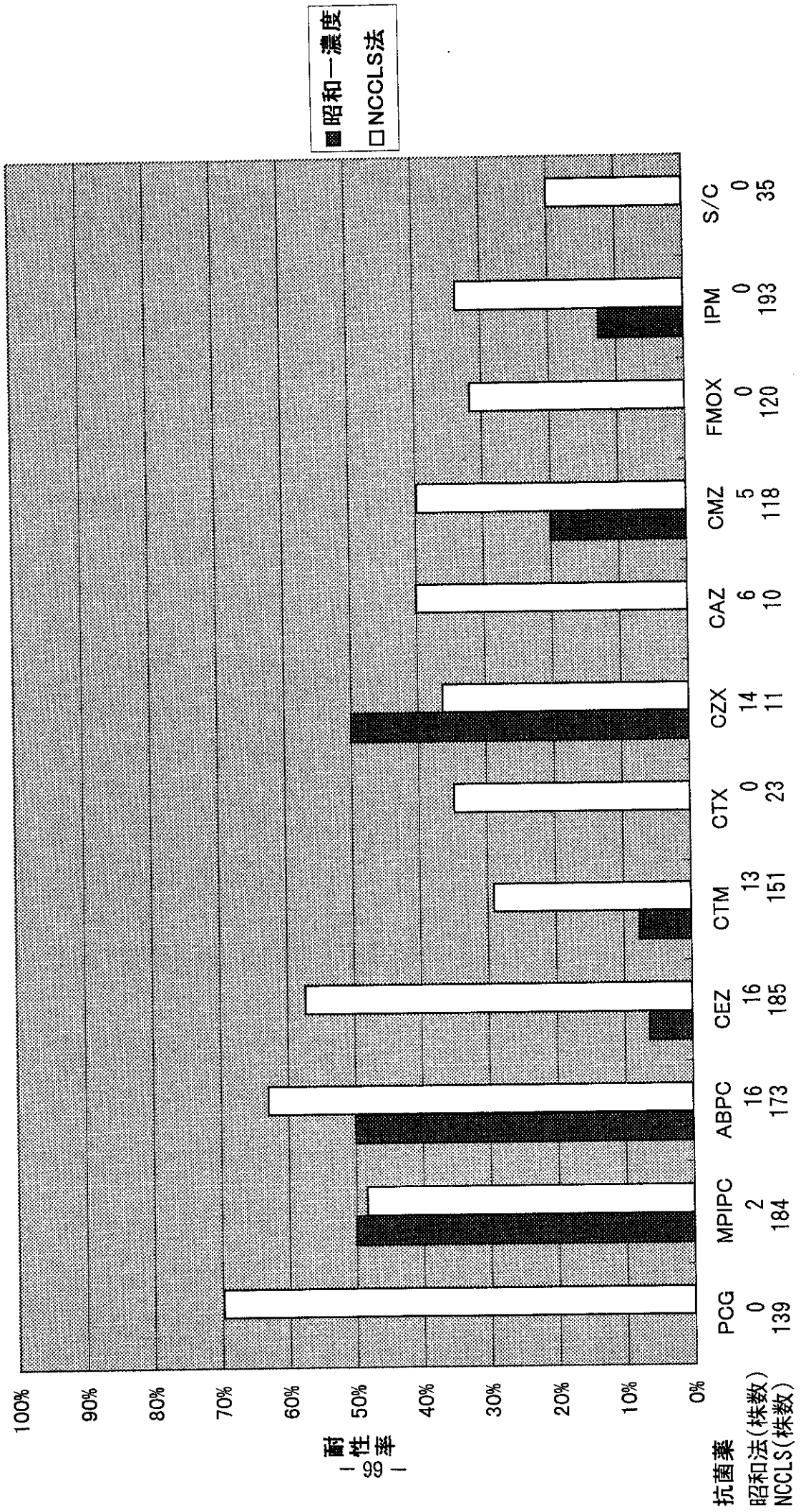
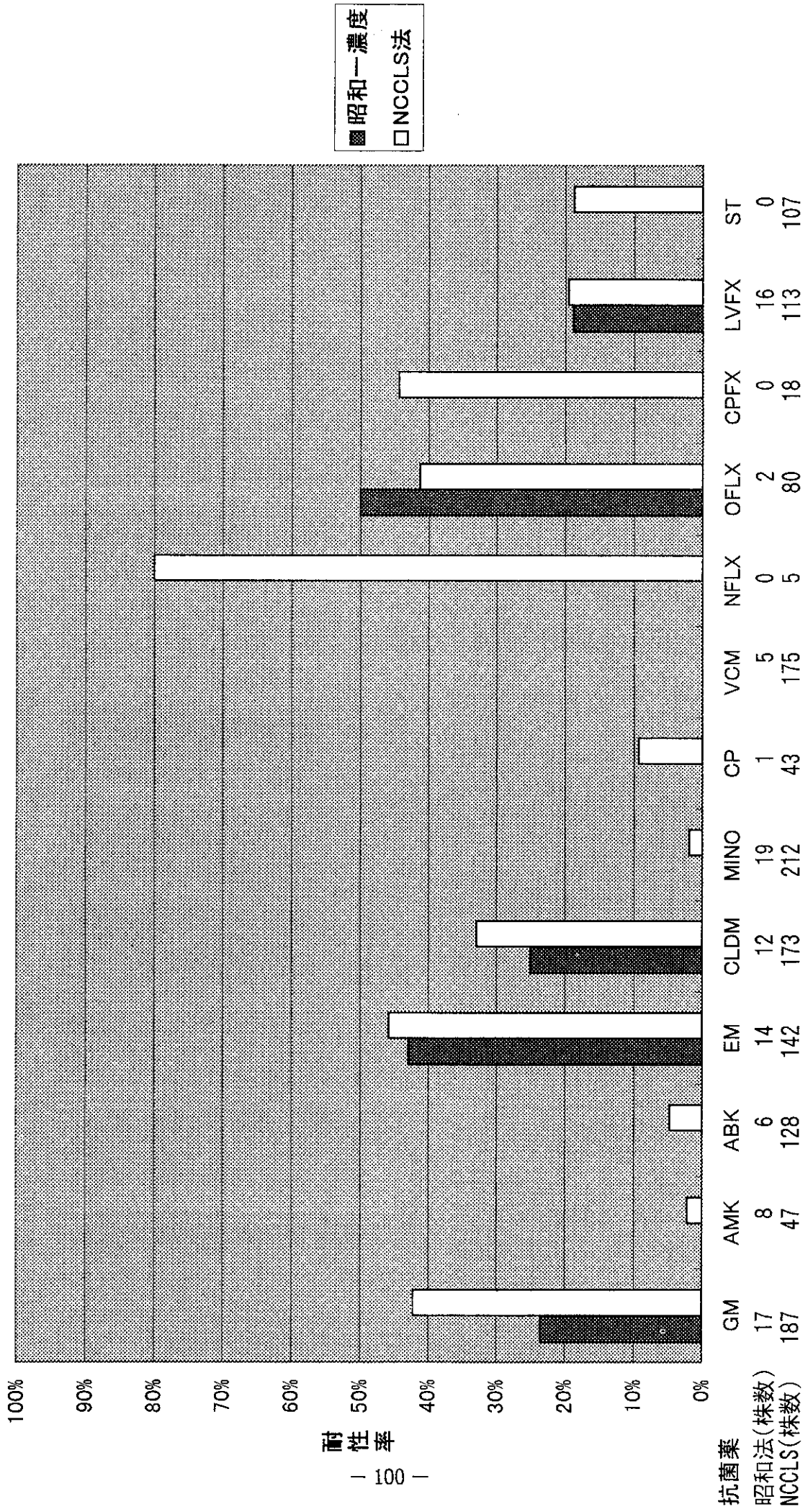


図39-2 CNS-膿



耐性率