

不慮の事故 区間死亡確率 (女性)

都道府県	0—15 歳	15—60 歳	60—80 歳
1 HOKKAIDO	0 00092	0 00381	0 00689
2 AOMORI	0 00036	0 00575	0 00704
3 IWATE	0 00179	0 00327	0 00726
4 MIYAGI	0 00062	0 00311	0 00680
5 AKITA	0 00113	0 00434	0 00777
6 YAMAGATA	0 00044	0 00412	0 00730
7 FUKUSHIMA	0 00128	0 00480	0 00830
8 IBARAKI	0 00134	0 00489	0 00787
9 TOCHIGI	0 00063	0 00366	0 00549
10 GUNMA	0 00037	0 00396	0 00960
11 SAITAMA	0 00056	0 00278	0 00621
12 CHIBA	0 00054	0 00277	0 00692
13 TOKYO	0 00061	0 00180	0 00495
14 KANAGAWA	0 00060	0 00232	0 00757
15 NIIGATA	0 00038	0 00371	0 01018
16 TOYAMA	0 00144	0 00292	0 00933
17 ISHIKAWA	0 00032	0 00409	0 01016
18 FUKUI	0 00066	0 00455	0 00934
19 YAMANASHI	0 00064	0 00366	0 01036
20 NAGANO	0 00121	0 00285	0 00753
21 GIFU	0 00070	0 00439	0 01071
22 SHIZUOKA	0 00040	0 00365	0 00692
23 AICHI	0 00066	0 00304	0 00831
24 MIE	0 00071	0 00483	0 00941
25 SHIGA	0 00093	0 00398	0 01095
26 KYOTO	0 00047	0 00358	0 00580
27 OSAKA	0 00077	0 00320	0 00743
28 HYOGO	0 00705	0 03060	0 05303
29 NARA	0 00092	0 00365	0 00901
30 WAKAYAMA	0 00052	0 00444	0 01175
31 TOTTORI	0 00087	0 00501	0 01064
32 SHIMANE	0 00097	0 00270	0 00840
33 OKAYAMA	0 00078	0 00461	0 01027
34 HIROSHIMA	0 00105	0 00348	0 00896
35 YAMAGUCHI	0 00105	0 00300	0 00791
36 TOKUSHIMA	0 00046	0 00337	0 01171
37 KAGAWA	0 00152	0 00512	0 00981
38 EHIME	0 00075	0 00415	0 00984
39 KOUCHI	0 00048	0 00497	0 01052
40 FUKUOKA	0 00094	0 00328	0 00818
41 SAGA	0 00115	0 00351	0 00942
42 NAGASAKI	0 00122	0 00265	0 00574
43 KUMAMOTO	0 00124	0 00271	0 00803
44 OOITA	0 00046	0 00353	0 00628
45 MIYAZAKI	0 00058	0 00300	0 00929
46 KAGOSHIMA	0 00124	0 00417	0 00686
47 OKINAWA	0 00065	0 00375	0 00468

不慮の事故 区間死亡確率 (男性)

都道府県	0-15 歳	15-60 歳	60-80 歳
1 HOKKAIDO	0 00179	0 01473	0 01385
2 AOMORI	0 00104	0 01987	0 01642
3 IWATE	0 00122	0 01282	0 01614
4 MIYAGI	0 00178	0 01231	0 01397
5 AKITA	0 00248	0 01530	0 01888
6 YAMAGATA	0 00098	0 01339	0 01557
7 FUKUSHIMA	0 00146	0 01380	0 01502
8 IBARAKI	0 00219	0 01663	0 01888
9 TOCHIGI	0 00172	0 01319	0 01507
10 GUNMA	0 00141	0 01058	0 01505
11 SAITAMA	0 00139	0 00969	0 01157
12 CHIBA	0 00127	0 01174	0 01335
13 TOKYO	0 00094	0 00729	0 00935
14 KANAGAWA	0 00109	0 00883	0 01242
15 NIIGATA	0 00237	0 01393	0 02007
16 TOYAMA	0 00240	0 01285	0 01984
17 ISHIKAWA	0 00123	0 01305	0 01803
18 FUKUI	0 00269	0 01551	0 01970
19 YAMANASHI	0 00158	0 01698	0 01784
20 NAGANO	0 00140	0 00973	0 01693
21 GIFU	0 00135	0 01282	0 01714
22 SHIZUOKA	0 00179	0 01136	0 01452
23 AICHI	0 00107	0 01122	0 01286
24 MIE	0 00125	0 01605	0 01910
25 SHIGA	0 00201	0 01256	0 01263
26 KYOTO	0 00119	0 01112	0 01282
27 OSAKA	0 00121	0 01096	0 01199
28 HYOGO	0 00731	0 03507	0 04150
29 NARA	0 00075	0 01233	0 01202
30 WAKAYAMA	0 00133	0 01305	0 01775
31 TOTTORI	0 00139	0 01642	0 01840
32 SHIMANE	0 00162	0 01553	0 02239
33 OKAYAMA	0 00138	0 01492	0 02098
34 HIROSHIMA	0 00181	0 01306	0 01679
35 YAMAGUCHI	0 00220	0 01227	0 01758
36 TOKUSHIMA	0 00198	0 01419	0 02025
37 KAGAWA	0 00090	0 01753	0 01927
38 EHIME	0 00154	0 01402	0 02076
39 KOUCHI	0 00210	0 02175	0 01938
40 FUKUOKA	0 00150	0 01271	0 01442
41 SAGA	0 00272	0 01309	0 01888
42 NAGASAKI	0 00168	0 01435	0 01363
43 KUMAMOTO	0 00191	0 01368	0 01594
44 OOTA	0 00116	0 01341	0 01293
45 MIYAZAKI	0 00195	0 01458	0 01545
46 KAGOSHIMA	0 00173	0 01577	0 01554
47 OKINAWA	0 00083	0 01513	0 01043

自殺 年齢調整死亡率（10万人あたり）（男女合計）

都道府県	0-14歳	15-59歳	60歳以上	全年齢
1 HOKKAIDO	0	16	26	17
2 AOMORI	0	22	29	20
3 IWATE	0	25	28	23
4 MIYAGI	0	16	24	15
5 AKITA	1	29	42	29
6 YAMAGATA	0	25	21	21
7 FUKUSHIMA	0	21	22	19
8 IBARAKI	1	17	29	17
9 TOCHIGI	0	19	30	19
10 GUNMA	0	19	26	19
11 SAITAMA	0	15	34	16
12 CHIBA	1	14	28	15
13 TOKYO	0	17	26	17
14 KANAGAWA	0	15	28	15
15 NIIGATA	0	22	31	22
16 TOYAMA	1	19	27	19
17 ISHIKAWA	0	15	26	16
18 FUKUI	1	16	24	16
19 YAMANASHI	0	21	21	18
20 NAGANO	1	19	20	17
21 GIFU	0	15	26	16
22 SHIZUOKA	0	14	23	14
23 AICHI	0	14	29	15
24 MIE	0	15	24	16
25 SHIGA	1	13	25	14
26 KYOTO	0	16	28	16
27 OSAKA	0	15	30	16
28 HYOGO	1	16	28	17
29 NARA	0	12	29	14
30 WAKAYAMA	0	20	30	20
31 TOTTORI	1	24	22	19
32 SHIMANE	1	30	26	24
33 OKAYAMA	0	16	14	13
34 HIROSHIMA	0	20	23	18
35 YAMAGUCHI	0	22	20	18
36 TOKUSHIMA	1	17	19	15
37 KAGAWA	0	17	20	15
38 EHIME	0	20	16	16
39 KOUCHI	0	21	21	18
40 FUKUOKA	1	18	24	17
41 SAGA	0	18	21	16
42 NAGASAKI	0	20	20	17
43 KUMAMOTO	0	21	16	17
44 OOITA	0	19	18	17
45 MIYAZAKI	0	24	42	25
46 KAGOSHIMA	1	27	23	22
47 OKINAWA	0	28	34	22

自殺 年齢調整死亡率（10万人あたり）（女性）

都道府県	0-14歳	15-59歳	60歳以上	全年齢
1 HOKKAIDO	0	8	21	11
2 AOMORI	0	9	20	11
3 IWATE	0	11	21	14
4 MIYAGI	0	11	19	12
5 AKITA	1	15	28	19
6 YAMAGATA	0	10	18	12
7 FUKUSHIMA	0	12	19	13
8 IBARAKI	0	9	27	12
9 TOCHIGI	0	9	18	11
10 GUNMA	1	11	25	15
11 SAITAMA	0	9	29	13
12 CHIBA	0	8	18	9
13 TOKYO	0	10	19	11
14 KANAGAWA	0	8	20	10
15 NIIGATA	0	10	27	15
16 TOYAMA	1	9	21	11
17 ISHIKAWA	0	9	19	11
18 FUKUI	1	7	20	11
19 YAMANASHI	0	12	18	12
20 NAGANO	1	11	17	12
21 Gifu	0	10	24	14
22 SHIZUOKA	0	6	17	8
23 AICHI	0	9	23	11
24 MIE	0	9	20	12
25 SHIGA	0	8	19	10
26 KYOTO	1	9	20	10
27 OSAKA	0	9	23	11
28 HYOGO	0	9	20	11
29 NARA	0	10	21	11
30 WAKAYAMA	0	12	20	13
31 TOTTORI	0	10	16	10
32 SHIMANE	2	16	17	14
33 OKAYAMA	0	9	10	8
34 HIROSHIMA	0	11	17	12
35 YAMAGUCHI	0	13	12	12
36 TOKUSHIMA	0	9	17	10
37 KAGAWA	0	10	20	11
38 EHIME	0	10	12	9
39 KOCHI	0	12	12	11
40 FUKUOKA	1	8	16	9
41 SAGA	0	9	15	10
42 NAGASAKI	1	11	13	10
43 KUMAMOTO	0	13	10	10
44 OOTA	0	11	13	11
45 MIYAZAKI	0	12	33	16
46 KAGOSHIMA	0	15	15	13
47 OKINAWA	0	9	9	7

自殺 年齢調整死亡率（10万人あたり） （男性）

都道府県	0-14歳	15-59歳	60歳以上	全年齢
1 HOKKAIDO	0	25	31	23
2 AOMORI	0	35	42	30
3 IWATE	0	40	37	33
4 MIYAGI	0	20	30	19
5 AKITA	0	43	61	40
6 YAMAGATA	1	39	26	30
7 FUKUSHIMA	0	31	26	25
8 IBARAKI	1	25	32	22
9 TOCHIGI	0	28	46	27
10 GUNMA	0	27	28	24
11 SAITAMA	1	20	38	20
12 CHIBA	1	20	39	20
13 TOKYO	0	24	34	23
14 KANAGAWA	1	20	36	20
15 NIIGATA	0	34	36	30
16 TOYAMA	0	29	36	26
17 ISHIKAWA	0	22	35	21
18 FUKUI	0	24	28	21
19 YAMANASHI	0	30	24	24
20 NAGANO	1	26	23	22
21 GIFU	1	20	28	19
22 SHIZUOKA	0	22	30	20
23 AICHI	0	19	36	19
24 MIE	0	21	29	20
25 SHIGA	2	19	33	18
26 KYOTO	0	22	38	22
27 OSAKA	0	21	39	21
28 HYOGO	1	23	36	23
29 NARA	1	15	37	16
30 WAKAYAMA	0	28	42	27
31 TOTTORI	2	37	29	30
32 SHIMANE	0	43	39	34
33 OKAYAMA	0	23	20	18
34 HIROSHIMA	0	28	30	24
35 YAMAGUCHI	0	31	30	26
36 TOKUSHIMA	1	26	22	21
37 KAGAWA	0	24	20	20
38 EHIME	0	31	23	24
39 KOUCHI	0	30	33	26
40 FUKUOKA	0	28	35	25
41 SAGA	0	27	28	22
42 NAGASAKI	0	31	30	25
43 KUMAMOTO	1	30	24	24
44 OOTA	1	28	26	24
45 MIYAZAKI	0	37	53	34
46 KAGOSHIMA	2	40	34	32
47 OKINAWA	0	46	68	38

自殺 年齢調整早死損失年数（年／10万人あたり 75歳カットオフ 割引なし）
（男女合計）

都道府県	0-14歳	15-59歳	60歳以上	全年齢
1 HOKKAIDO	14	528	161	365
2 AOMORI	0	667	148	431
3 IWATE	0	826	185	520
4 MIYAGI	14	522	149	356
5 AKITA	32	913	302	599
6. YAMAGATA	29	772	136	473
7 FUKUSHIMA	14	739	142	463
8 IBARAKI	45	542	185	382
9 TOCHIGI	0	659	191	445
10 GUNMA	18	626	153	419
11 SAITAMA	23	469	215	354
12 CHIBA	34	446	193	334
13 TOKYO	20	552	172	384
14 KANAGAWA	17	484	189	362
15 NIIGATA	30	700	179	454
16 TOYAMA	38	607	181	407
17 ISHIKAWA	0	514	168	349
18 FUKUI	42	513	151	340
19 YAMANASHI	0	678	136	437
20 NAGANO	35	647	135	412
21 Gifu	17	488	154	334
22 SHIZUOKA	19	444	154	308
23 AICHI	17	445	198	327
24 MIE	0	493	151	330
25 SHIGA	49	461	196	330
26 KYOTO	17	487	193	350
27 OSAKA	26	480	207	358
28 HYOGO	35	525	186	371
29 NARA	26	394	180	287
30 WAKAYAMA	0	637	201	417
31 TOTTORI	54	742	134	461
32 SHIMANE	47	932	195	564
33 OKAYAMA	0	530	89	335
34 HIROSHIMA	0	640	150	425
35 YAMAGUCHI	0	743	147	467
36 TOKUSHIMA	46	580	129	373
37 KAGAWA	0	576	146	373
38 EHIME	0	614	116	384
39 KOUCHI	0	641	146	399
40 FUKUOKA	36	569	178	394
41 SAGA	0	556	172	356
42 NAGASAKI	19	646	153	409
43 KUMAMOTO	17	655	111	405
44 OOTA	29	615	142	392
45 MIYAZAKI	0	738	248	479
46 KAGOSHIMA	67	885	153	538
47 OKINAWA	0	872	227	565

自殺 年齢調整早死損失年数 (年/10万人あたり 75歳カットオフ 割引なし)
(女性)

都道府県	0-14歳	15-59歳	60歳以上	全年齢
1 HOKKAIDO	14	258	113	185
2 AOMORI	0	271	91	179
3 IWATE	0	361	126	233
4 MIYAGI	29	352	115	242
5 AKITA	68	476	161	315
6 YAMAGATA	0	359	98	219
7 FUKUSHIMA	30	409	106	259
8 IBARAKI	23	275	137	198
9 TOCHIGI	0	304	95	202
10 GUNMA	37	359	97	241
11 SAITAMA	0	304	151	226
12 CHIBA	27	268	97	196
13 TOKYO	14	311	110	215
14 KANAGAWA	0	276	119	203
15 NIIGATA	30	302	148	209
16 TOYAMA	78	326	117	225
17 ISHIKAWA	0	315	111	211
18 FUKUI	88	235	106	171
19 YAMANASHI	0	385	120	250
20 NAGANO	36	383	95	243
21 GIFU	0	327	99	219
22 SHIZUOKA	20	197	96	141
23 AICHI	11	288	124	208
24 MIE	0	301	93	198
25 SHIGA	0	291	102	196
26 KYOTO	36	273	135	202
27 OSAKA	21	296	147	223
28 HYOGO	14	297	113	209
29 NARA	0	321	103	222
30 WAKAYAMA	0	376	85	235
31 TOTTORI	0	291	77	177
32 SHIMANE	98	564	92	334
33 OKAYAMA	0	306	49	189
34 HIROSHIMA	0	348	87	227
35 YAMAGUCHI	0	418	76	256
36 TOKUSHIMA	0	278	105	182
37 KAGAWA	0	368	138	243
38 EHIME	0	335	72	208
39 KOUCHI	0	373	74	224
40 FUKUOKA	45	270	112	194
41 SAGA	0	307	114	198
42 NAGASAKI	42	334	80	213
43 KUMAMOTO	0	393	60	235
44 OOITA	0	327	105	208
45 MIYAZAKI	0	295	186	208
46 KAGOSHIMA	0	478	103	283
47 OKINAWA	0	279	68	177

自殺 年齢調整早死損失年数（年／10万人あたり 75歳カットオフ 割引なし）
（男性）

都道府県	0-14歳	15-59歳	60歳以上	全年齢
1 HOKKAIDO	13	825	216	565
2 AOMORI	0	1087	228	712
3 IWATE	0	1288	263	825
4 MIYAGI	0	689	192	474
5 AKITA	0	1356	494	909
6 YAMAGATA	55	1162	187	735
7 FUKUSHIMA	0	1059	189	675
8 IBARAKI	67	791	242	565
9 TOCHIGI	0	989	311	688
10 GUNMA	0	882	222	601
11 SAITAMA	46	627	282	481
12 CHIBA	41	617	298	473
13 TOKYO	26	790	247	560
14 KANAGAWA	34	676	267	516
15 NIIGATA	29	1079	219	706
16 TOYAMA	0	886	266	603
17 ISHIKAWA	0	710	242	494
18 FUKUI	0	784	208	516
19 YAMANASHI	0	956	156	627
20 NAGANO	34	901	183	587
21 GIFU	33	655	218	456
22 SHIZUOKA	19	683	223	479
23 AICHI	23	596	283	447
24 MIE	0	689	221	470
25 SHIGA	94	627	307	466
26 KYOTO	0	703	266	507
27 OSAKA	31	665	278	500
28 HYOGO	54	764	273	547
29 NARA	50	472	267	357
30 WAKAYAMA	0	914	345	619
31 TOTTORI	102	1176	213	760
32 SHIMANE	0	1282	332	806
33 OKAYAMA	0	756	137	491
34 HIROSHIMA	0	936	232	636
35 YAMAGUCHI	0	1083	239	701
36 TOKUSHIMA	86	892	160	582
37 KAGAWA	0	786	155	512
38 EHIME	0	913	174	582
39 KOUCHI	0	918	241	594
40 FUKUOKA	28	888	267	618
41 SAGA	0	815	250	530
42 NAGASAKI	0	988	251	632
43 KUMAMOTO	33	935	180	596
44 OOTA	55	901	191	586
45 MIYAZAKI	0	1213	329	784
46 KAGOSHIMA	126	1318	223	827
47 OKINAWA	0	1457	434	970

自殺 年齢調整損失生存年数（年／10万人あたり 82歳カットオフ 年3%割引）
（女性）

都道府県	0-14歳	15-59歳	60歳以上	全年齢
1 HOKKAIDO	8	173	155	144
2 AOMORI	0	184	142	142
3 IWATE	0	242	164	183
4 MIYAGI	17	236	145	179
5 AKITA	40	321	211	248
6 YAMAGATA	0	239	131	170
7 FUKUSHIMA	17	273	142	194
8 IBARAKI	13	186	194	157
9 TOCHIGI	0	202	134	154
10 GUNMA	22	241	164	190
11 SAITAMA	0	204	212	174
12 CHIBA	16	180	136	146
13 TOKYO	0	227	124	176
14 KANAGAWA	0	185	152	150
15 NIIGATA	18	205	199	173
16 TOYAMA	46	216	156	169
17 ISHIKAWA	0	210	145	160
18 FUKUI	51	156	149	136
19 YAMANASHI	0	258	148	186
20 NAGANO	21	256	125	183
21 GIFU	0	219	162	174
22 SHIZUOKA	12	132	130	111
23 AICHI	7	193	171	160
24 MIE	0	201	139	155
25 SHIGA	0	191	142	148
26 KYOTO	21	185	161	152
27 OSAKA	13	198	181	166
28 HYOGO	8	199	151	159
29 NARA	0	215	149	166
30 WAKAYAMA	0	254	138	182
31 TOTTORI	0	199	115	137
32 SHIMANE	57	372	124	241
33 OKAYAMA	0	203	70	136
34 HIROSHIMA	0	235	123	171
35 YAMAGUCHI	0	280	96	186
36 TOKUSHIMA	0	188	134	141
37 KAGAWA	0	244	161	178
38 EHIME	0	223	91	152
39 KOUCHI	0	251	92	167
40 FUKUOKA	27	181	129	143
41 SAGA	0	205	126	148
42 NAGASAKI	24	225	100	158
43 KUMAMOTO	0	265	75	170
44 OOITA	0	221	111	156
45 MIYAZAKI	0	206	249	177
46 KAGOSHIMA	0	321	122	206
47 OKINAWA	0	187	75	124

自殺 年齢調整損失生存年数（年／10万人あたり 80歳カットオフ 年3%割引）
（男性）

都道府県	0-14歳	15-59歳	60歳以上	全年齢
1 HOKKAIDO	8	546	241	395
2 AOMORI	0	723	295	502
3 IWATE	0	854	288	575
4 MIYAGI	0	453	224	330
5 AKITA	0	898	501	645
6 YAMAGATA	32	776	206	511
7 FUKUSHIMA	0	696	207	463
8 IBARAKI	39	523	258	390
9 TOCHIGI	0	648	351	478
10 GUNMA	0	582	230	416
11 SAITAMA	27	415	303	337
12 CHIBA	24	410	313	332
13 TOKYO	12	459	233	362
14 KANAGAWA	20	446	287	356
15 NIIGATA	17	715	263	498
16 TOYAMA	0	590	283	426
17 ISHIKAWA	0	468	272	348
18 FUKUI	0	518	222	361
19 YAMANASHI	0	634	179	430
20 NAGANO	20	591	190	402
21 Gifu	20	432	229	320
22 SHIZUOKA	11	453	239	335
23 AICHI	13	395	294	315
24 MIE	0	455	235	331
25 SHIGA	55	412	289	322
26 KYOTO	0	466	296	359
27 OSAKA	18	440	303	351
28 HYOGO	31	505	291	383
29 NARA	29	312	293	256
30 WAKAYAMA	0	605	347	438
31 TOTTORI	60	780	232	525
32 SHIMANE	0	855	328	563
33 OKAYAMA	0	500	153	338
34 HIROSHIMA	0	617	244	437
35 YAMAGUCHI	0	710	248	481
36 TOKUSHIMA	51	586	175	398
37 KAGAWA	0	519	163	353
38 EHIME	0	610	182	406
39 KOUCHI	0	613	258	421
40 FUKUOKA	16	590	284	431
41 SAGA	0	544	245	370
42 NAGASAKI	0	655	253	437
43 KUMAMOTO	19	620	192	413
44 OOTA	32	596	204	407
45 MIYAZAKI	0	802	390	556
46 KAGOSHIMA	73	871	258	571
47 OKINAWA	0	968	507	673

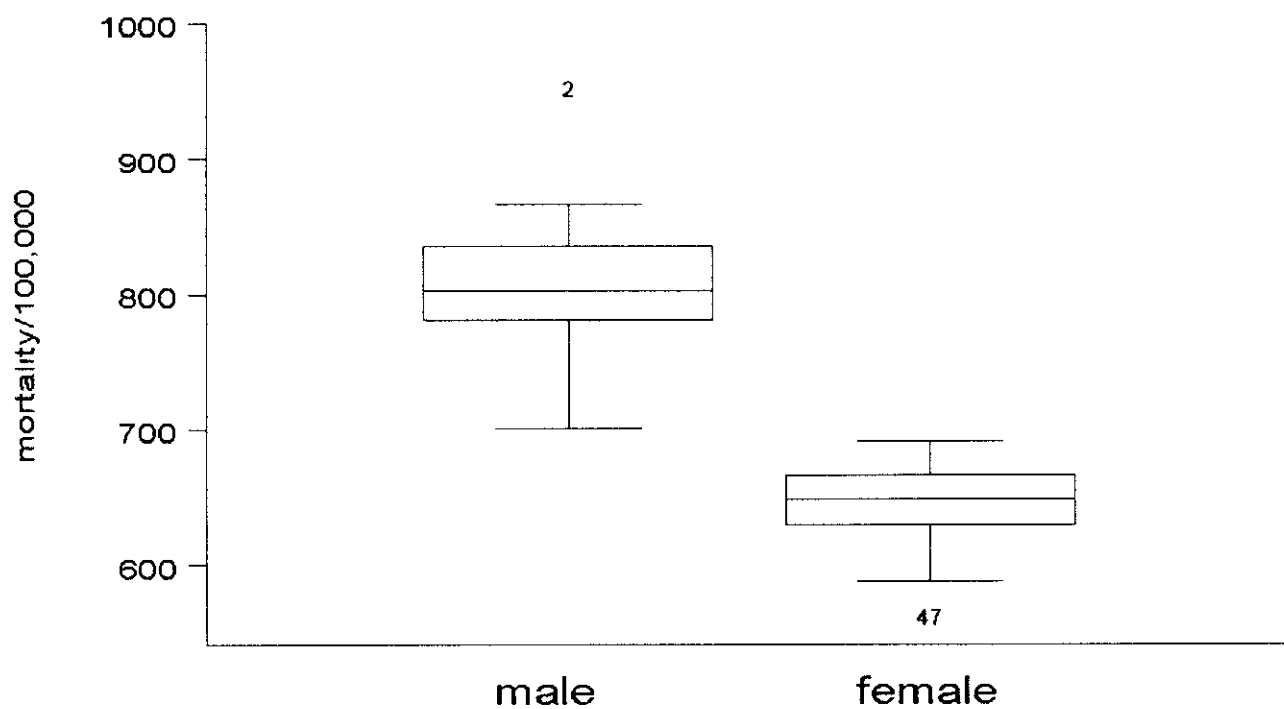
自殺 区間死亡確率 (女性)

都道府県	0-15 歳	15-60 歳	60-80 歳
1 HOKKAIDO	0 00003	0 00362	0 00378
2 AOMORI	0 00000	0 00383	0 00400
3 IWATE	0 00000	0 00443	0 00473
4 MIYAGI	0 00008	0 00463	0 00340
5 AKITA	0 00016	0 00620	0 00676
6 YAMAGATA	0 00000	0 00399	0 00415
7 FUKUSHIMA	0 00008	0 00473	0 00404
8 IBARAKI	0 00006	0 00392	0 00463
9 TOCHIGI	0 00000	0 00366	0 00335
10 GUNMA	0 00009	0 00468	0 00471
11 SAITAMA	0 00000	0 00448	0 00383
12 CHIBA	0 00007	0 00390	0 00265
13 TOKYO	0 00000	0 00472	0 00270
14 KANAGAWA	0 00000	0 00400	0 00283
15 NIIGATA	0 00008	0 00407	0 00590
16 TOYAMA	0 00018	0 00372	0 00452
17 ISHIKAWA	0 00000	0 00385	0 00368
18 FUKUI	0 00022	0 00273	0 00428
19 YAMANASHI	0 00000	0 00517	0 00273
20 NAGANO	0 00009	0 00458	0 00369
21 GIFU	0 00000	0 00432	0 00437
22 SHIZUOKA	0 00005	0 00263	0 00316
23 AICHI	0 00003	0 00399	0 00351
24 MIE	0 00000	0 00389	0 00382
25 SHIGA	0 00000	0 00321	0 00324
26 KYOTO	0 00008	0 00390	0 00351
27 OSAKA	0 00005	0 00410	0 00354
28 HYOGO	0 00003	0 00394	0 00340
29 NARA	0 00000	0 00439	0 00346
30 WAKAYAMA	0 00000	0 00511	0 00425
31 TOTTORI	0 00000	0 00401	0 00378
32 SHIMANE	0 00024	0 00582	0 00420
33 OKAYAMA	0 00000	0 00357	0 00195
34 HIROSHIMA	0 00000	0 00490	0 00321
35 YAMAGUCHI	0 00000	0 00483	0 00367
36 TOKUSHIMA	0 00000	0 00355	0 00373
37 KAGAWA	0 00000	0 00427	0 00414
38 EHIME	0 00000	0 00406	0 00251
39 KOUCHI	0 00000	0 00478	0 00271
40 FUKUOKA	0 00011	0 00364	0 00279
41 SAGA	0 00000	0 00351	0 00302
42 NAGASAKI	0 00011	0 00426	0 00267
43 KUMAMOTO	0 00000	0 00519	0 00207
44 OOITA	0 00000	0 00451	0 00278
45 MIYAZAKI	0 00000	0 00487	0 00687
46 KAGOSHIMA	0 00000	0 00561	0 00335
47 OKINAWA	0 00000	0 00341	0 00131

自殺 区間死亡確率 (男性)

都道府県	0—15 歳	15—60 歳	60—80 歳
1 HOKKAIDO	0 00003	0 01070	0 00552
2 AOMORI	0 00000	0 01422	0 00726
3 IWATE	0 00000	0 01615	0 00721
4 MIYAGI	0 00000	0 00850	0 00490
5 AKITA	0 00000	0 01692	0 01285
6 YAMAGATA	0 00014	0 01542	0 00550
7 FUKUSHIMA	0 00000	0 01203	0 00487
8 IBARAKI	0 00017	0 01058	0 00492
9 TOCHIGI	0 00000	0 01204	0 00727
10 GUNMA	0 00000	0 01132	0 00478
11 SAITAMA	0 00011	0 00911	0 00487
12 CHIBA	0 00010	0 00903	0 00530
13 TOKYO	0 00004	0 00988	0 00439
14 KANAGAWA	0 00007	0 00936	0 00490
15 NIIGATA	0 00007	0 01375	0 00702
16 TOYAMA	0 00000	0 01221	0 00677
17 ISHIKAWA	0 00000	0 00913	0 00595
18 FUKUI	0 00000	0 00987	0 00515
19 YAMANASHI	0 00000	0 01237	0 00598
20 NAGANO	0 00008	0 01046	0 00463
21 GIFU	0 00008	0 00832	0 00496
22 SHIZUOKA	0 00005	0 00929	0 00499
23 AICHI	0 00005	0 00829	0 00514
24 MIE	0 00000	0 00875	0 00522
25 SHIGA	0 00025	0 00788	0 00495
26 KYOTO	0 00000	0 00958	0 00604
27 OSAKA	0 00007	0 00937	0 00550
28 HYOGO	0 00013	0 00982	0 00570
29 NARA	0 00013	0 00645	0 00593
30 WAKAYAMA	0 00000	0 01154	0 00791
31 TOTTORI	0 00028	0 01449	0 00566
32 SHIMANE	0 00000	0 01674	0 00827
33 OKAYAMA	0 00000	0 00935	0 00367
34 HIROSHIMA	0 00000	0 01172	0 00502
35 YAMAGUCHI	0 00000	0 01243	0 00429
36 TOKUSHIMA	0 00022	0 01060	0 00450
37 KAGAWA	0 00000	0 00990	0 00389
38 EHIME	0 00000	0 01233	0 00436
39 KOUCHI	0 00000	0 01208	0 00686
40 FUKUOKA	0 00007	0 01175	0 00560
41 SAGA	0 00000	0 01085	0 00503
42 NAGASAKI	0 00000	0 01178	0 00557
43 KUMAMOTO	0 00009	0 01139	0 00465
44 OOITA	0 00014	0 01083	0 00512
45 MIYAZAKI	0 00000	0 01471	0 01009
46 KAGOSHIMA	0 00037	0 01497	0 00705
47 OKINAWA	0 00000	0 01818	0 00847

Age Adjusted Mortality for All Causes by Prefectures, 1995

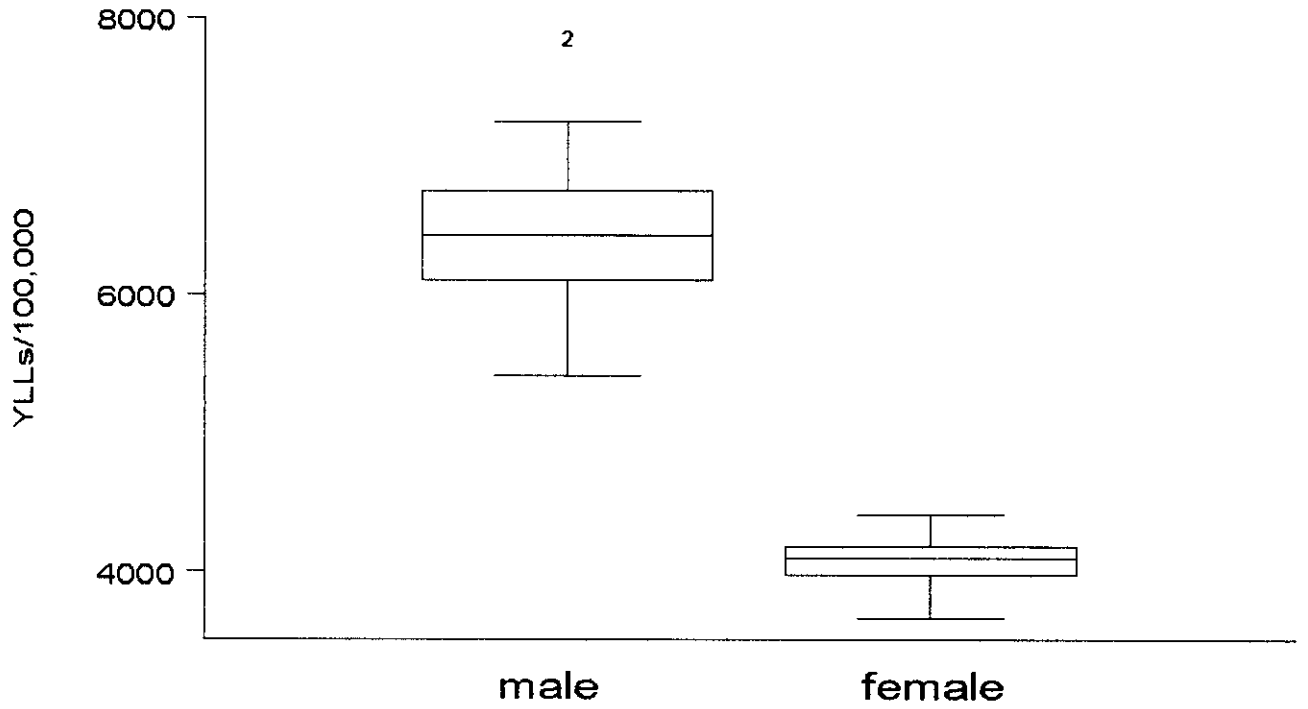


Age-adjusted PYLLs for All Causes by Prefecture, 1995
Cutoff at 75 years old, without discount

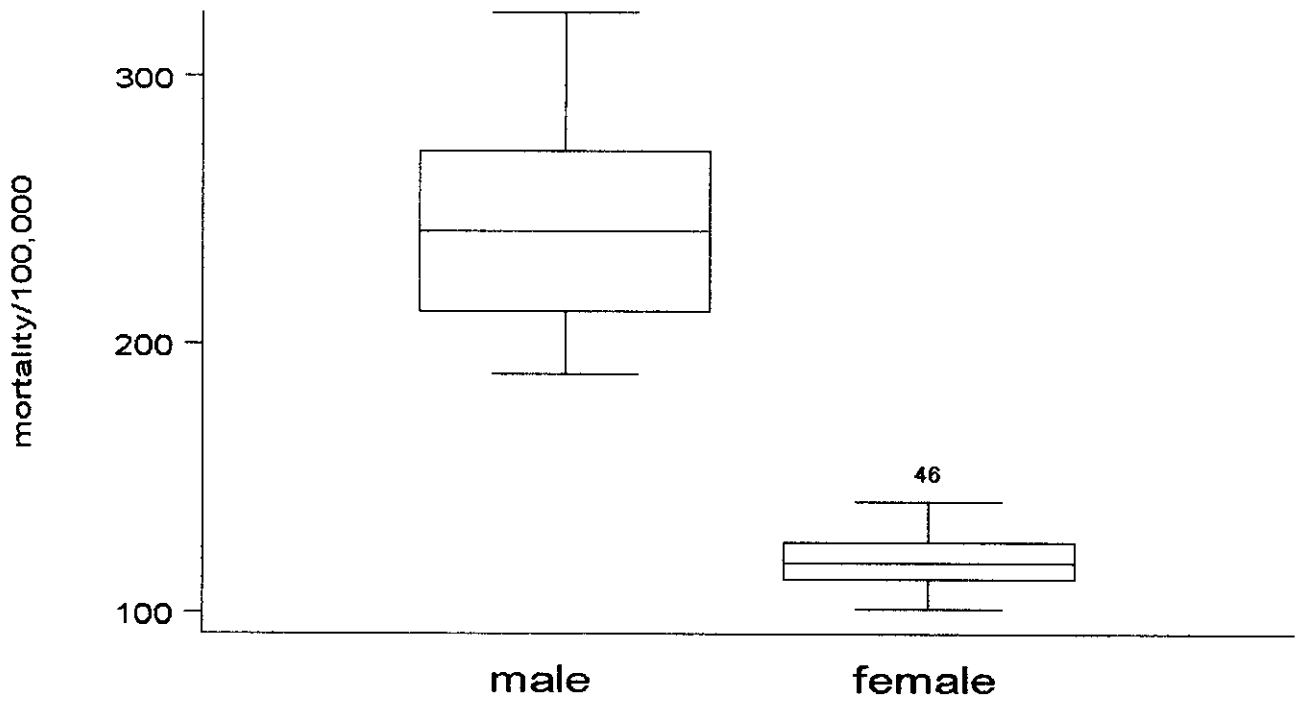


兵庫県 (ID28) を除く (H7年阪神淡路大震災による影響)

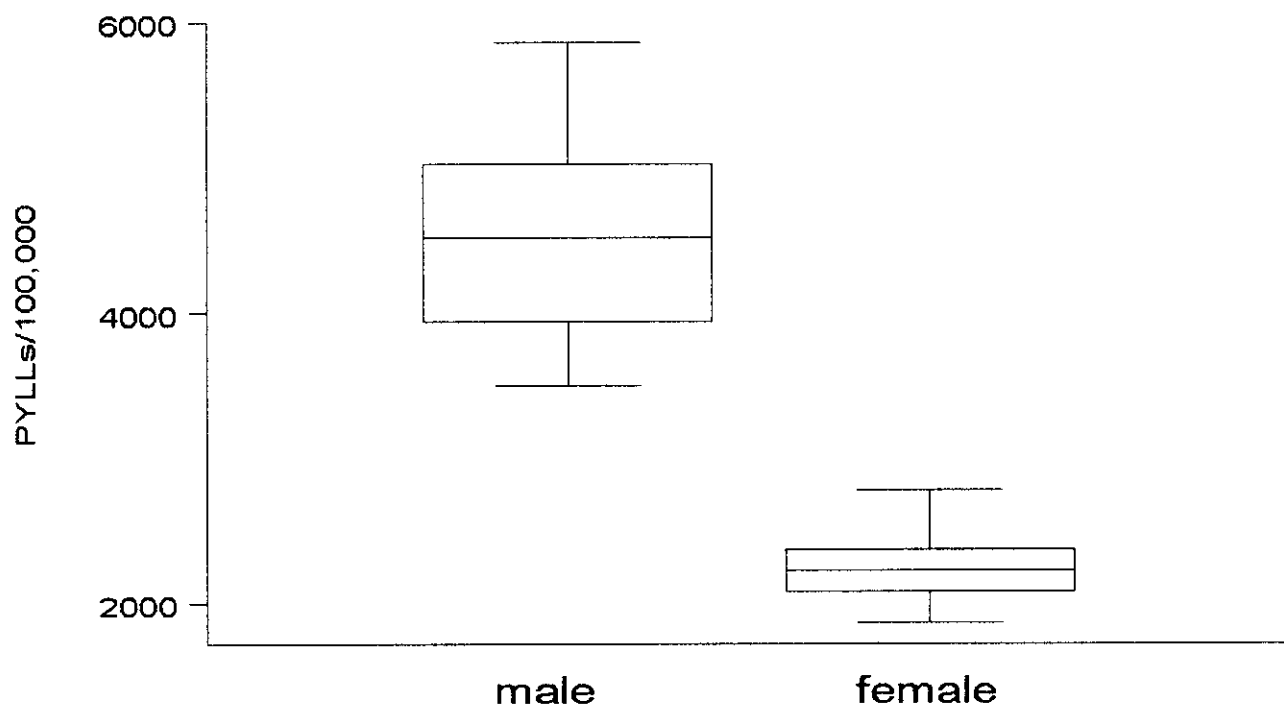
Age-adjusted YLLs for All Causes by Prefecture, 1995
Cutoff at 80 for male, 82 for female, 3% discount



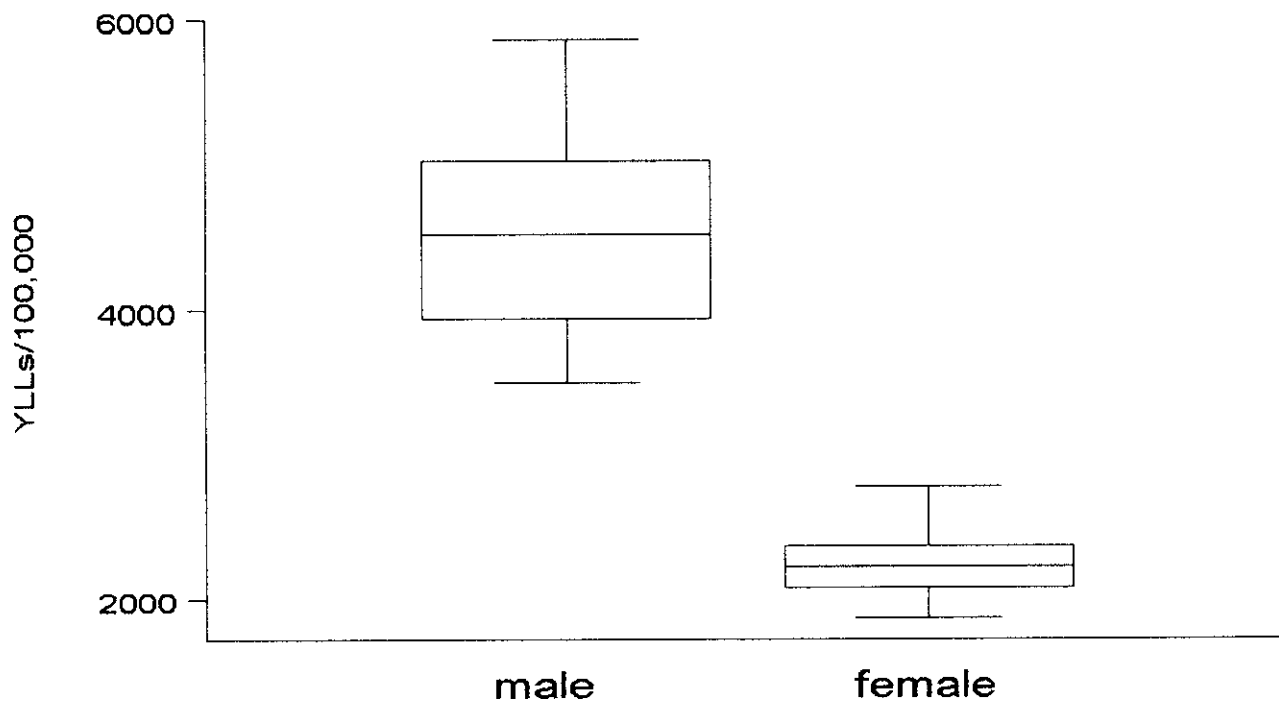
Adjusted Mortality for All Causes by Prefectures, 1995
15-59 years old



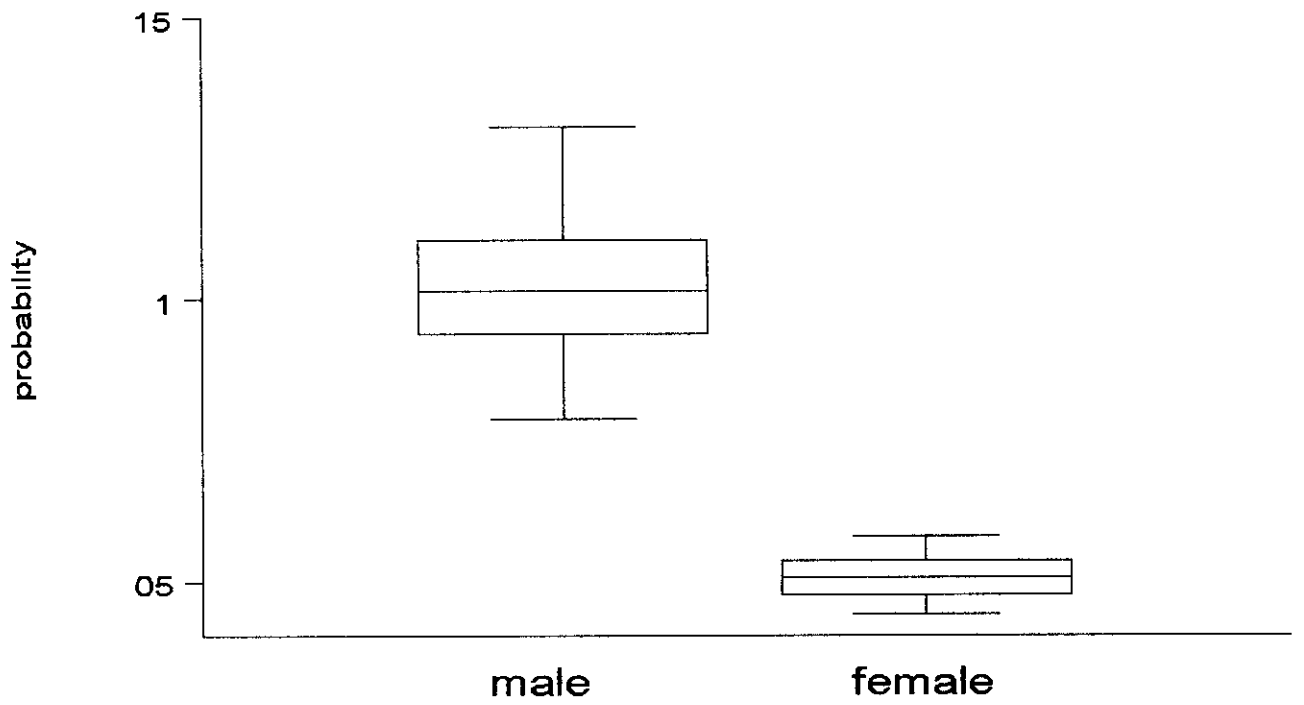
Adjusted PYLLs for All Causes by Prefectures, 1995
15-59 years old, cutoff at 75 years old



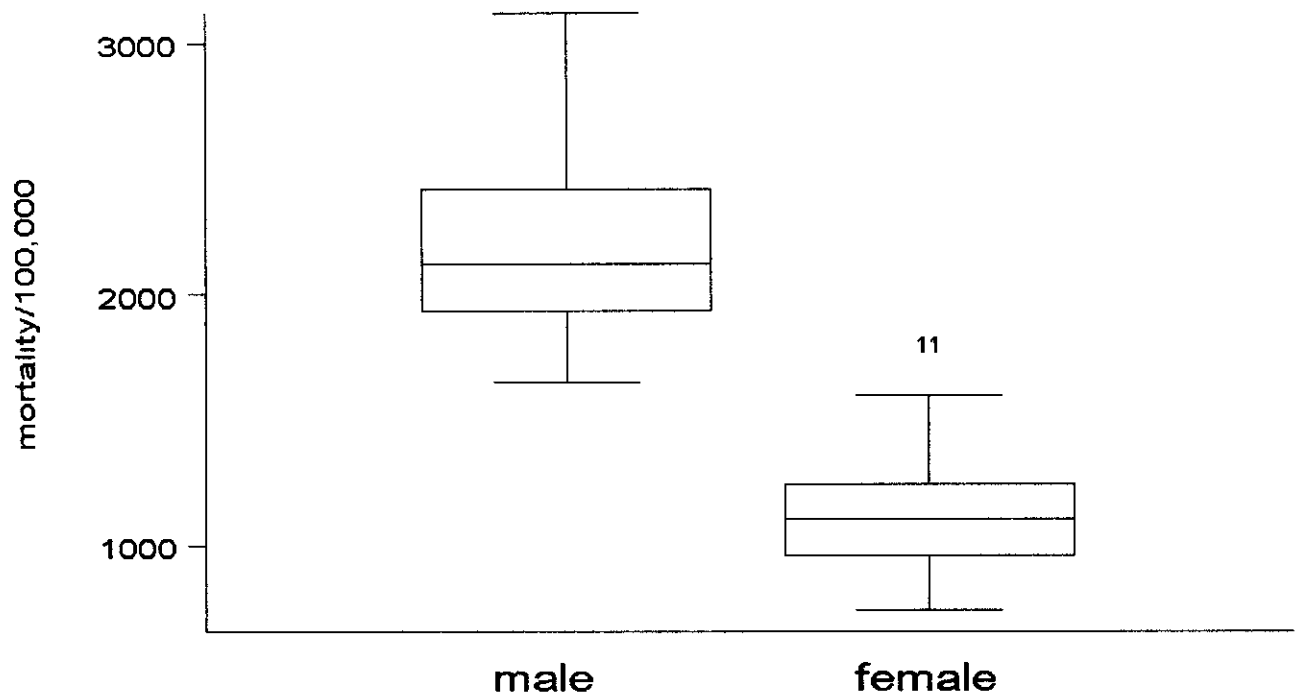
Adjusted YLLs for All Causes by Prefectures, 1995
15-59 years old, cutoff at 80(male) 82(female), discounted at 3%



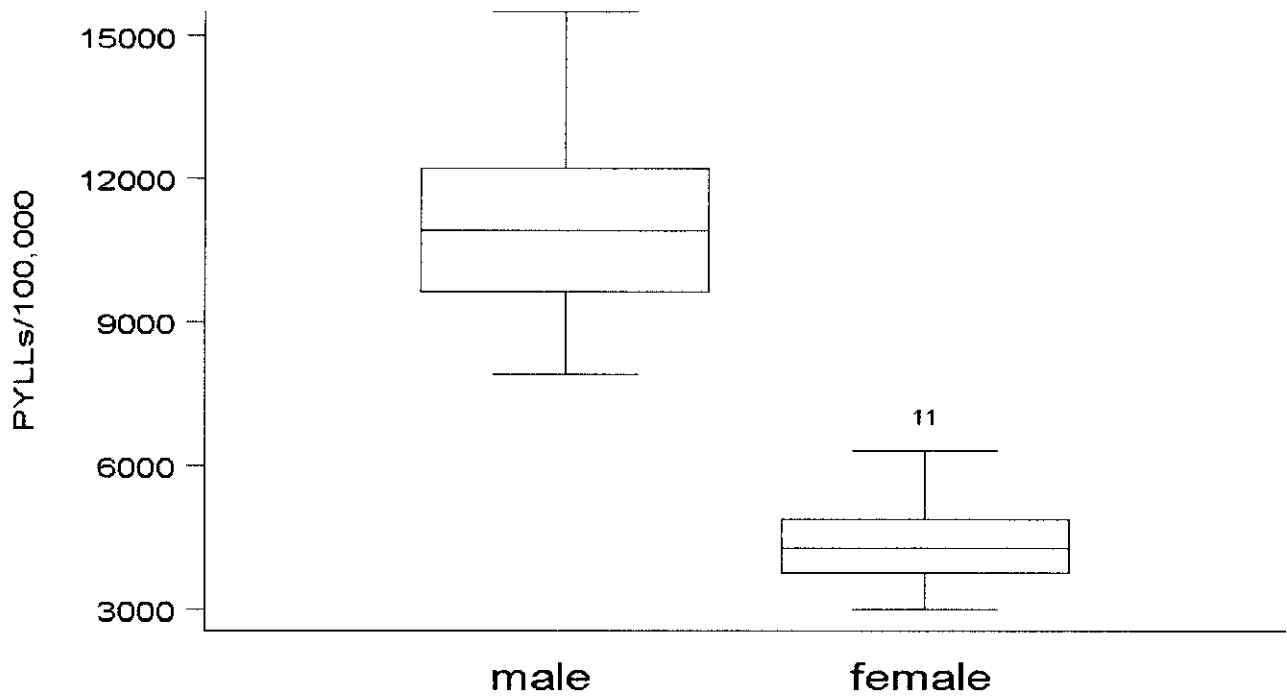
Probability to death for All Causes by Prefectures, 1995
between 15-59 years old



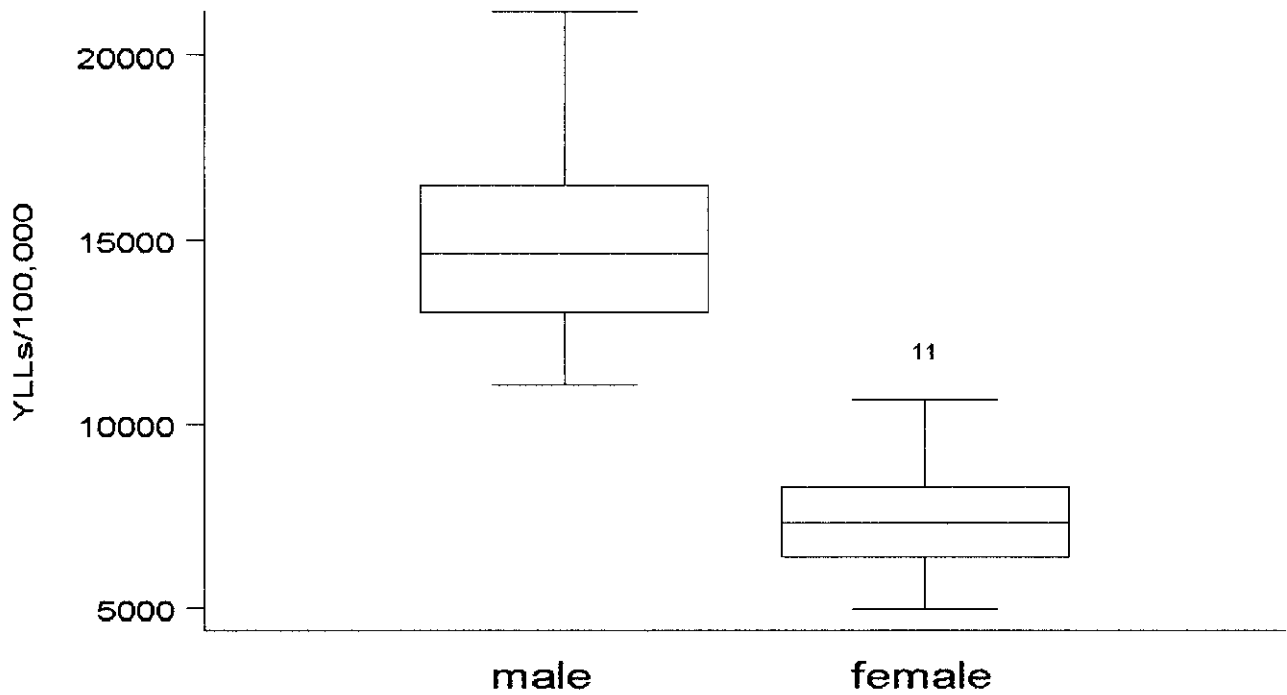
Adjusted Mortality for All Causes by Prefectures, 1995
>=60 years old



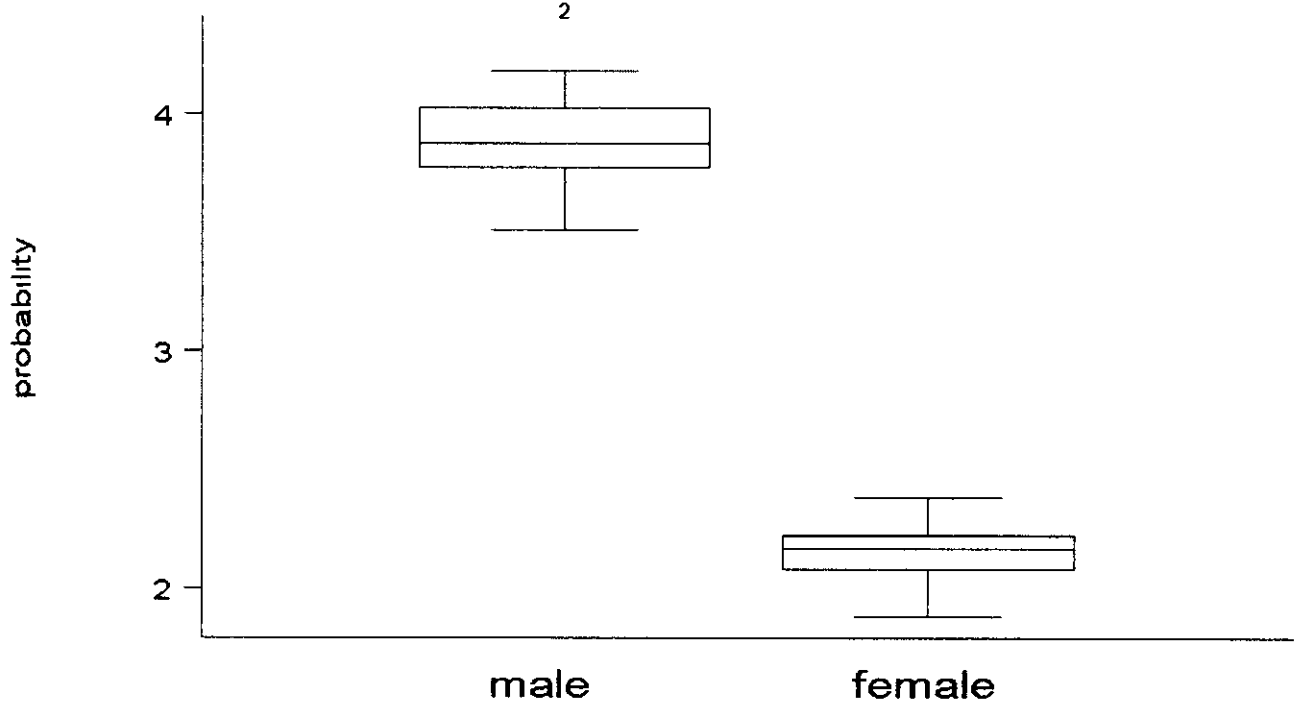
Adjusted PYLLs for All Causes by Prefectures, 1995
>=60 years old, cutoff at 75 years old



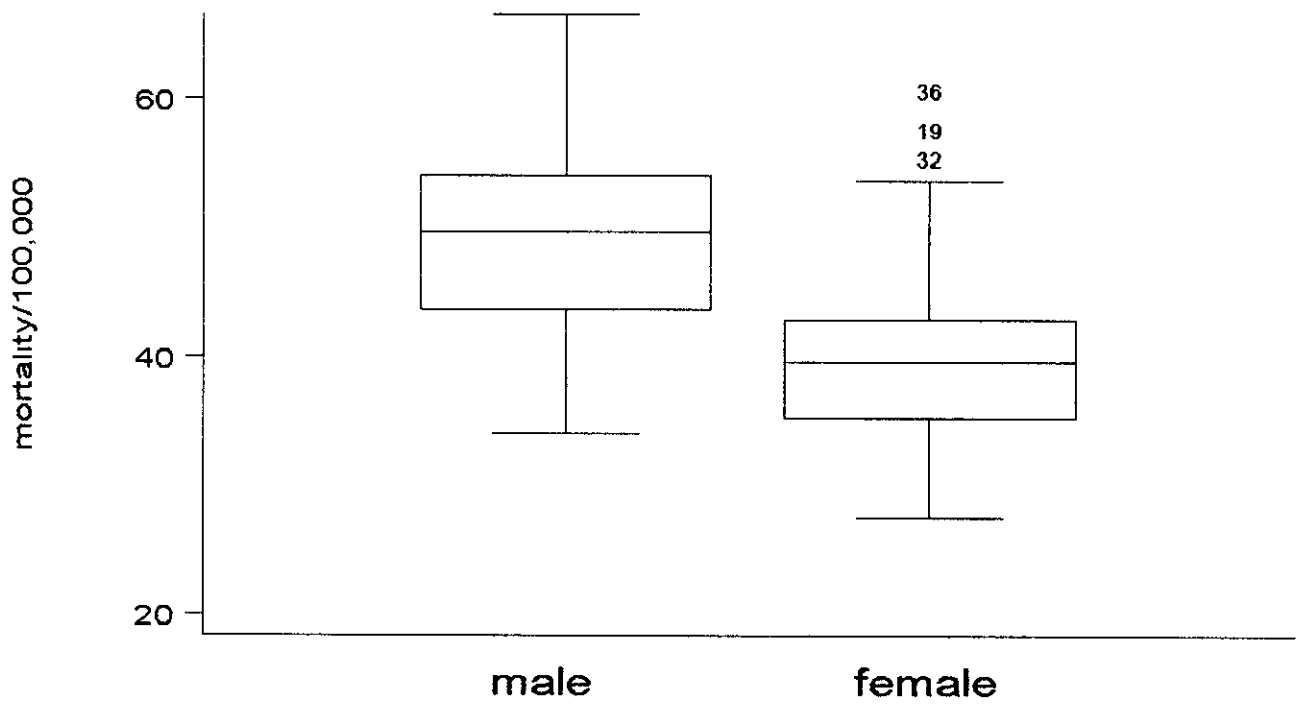
Adjusted YLLs for All Causes by Prefectures, 1995
>=60 years old, cutoff at 80(male) 82(female), discounted at 3%



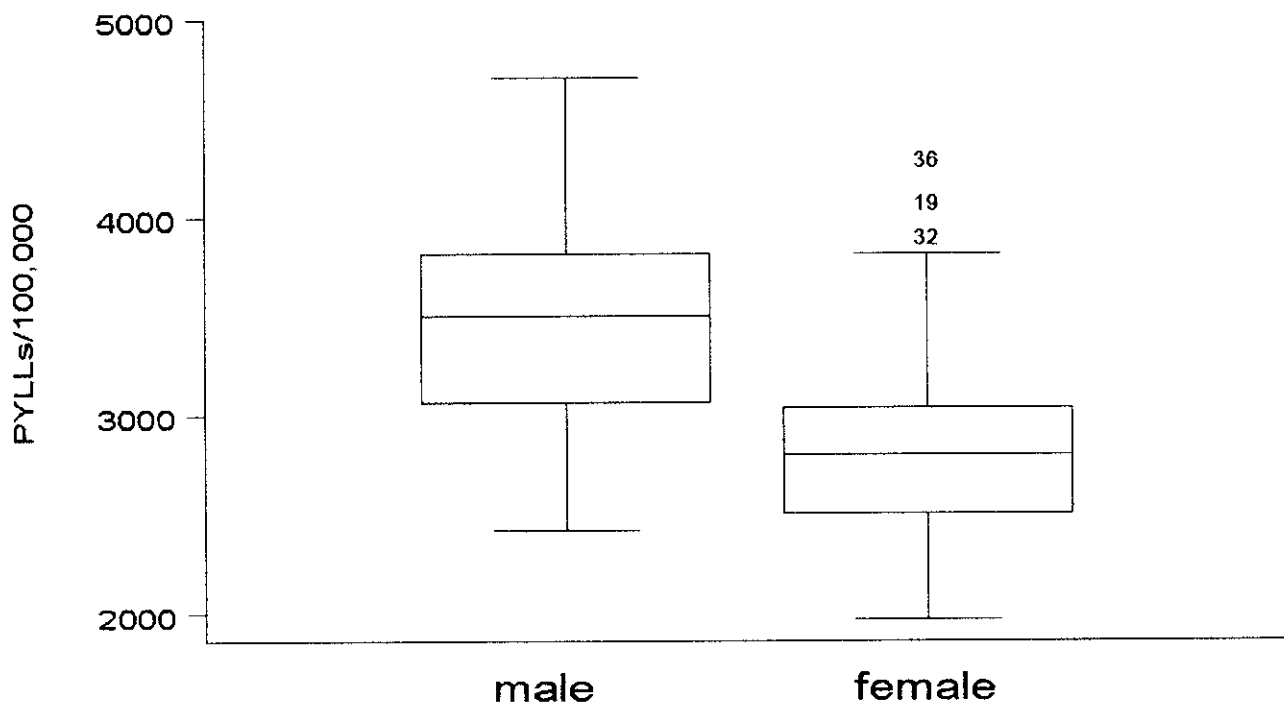
Probability to death for All Causes by Prefectures, 1995
between 60-80 years old



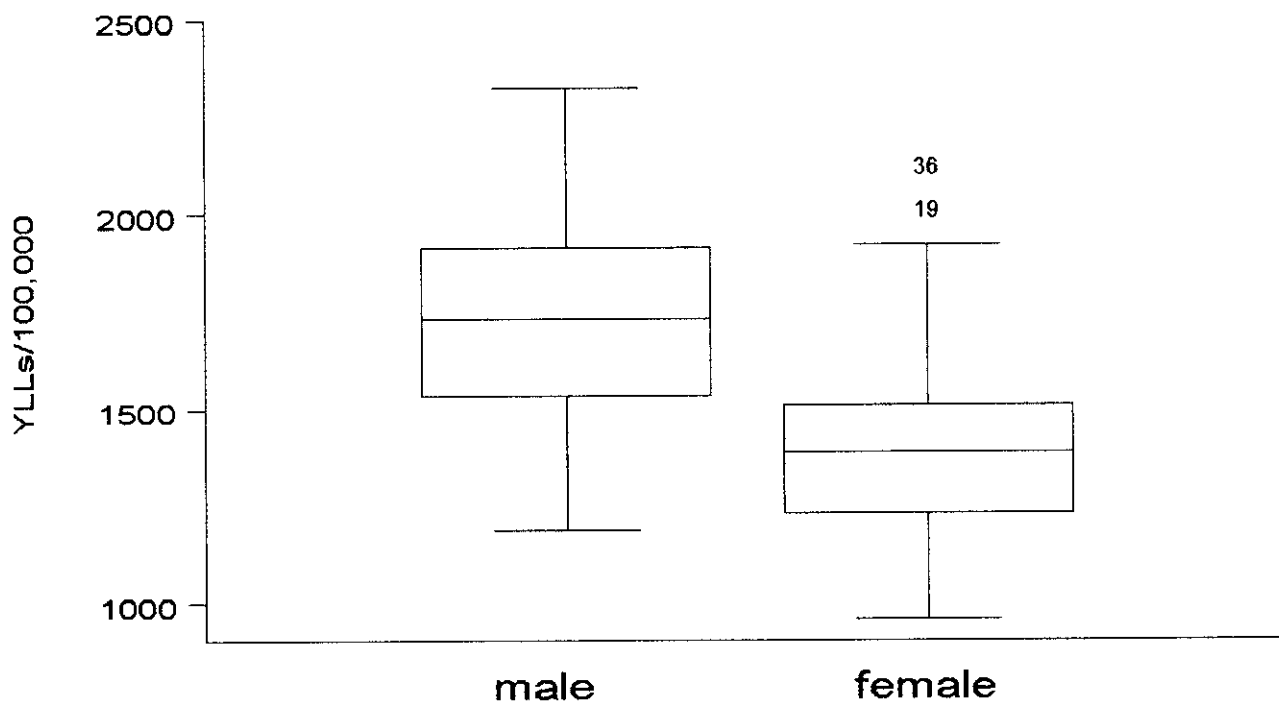
Adjusted Mortality for All Causes by Prefectures, 1995
0-15 years old



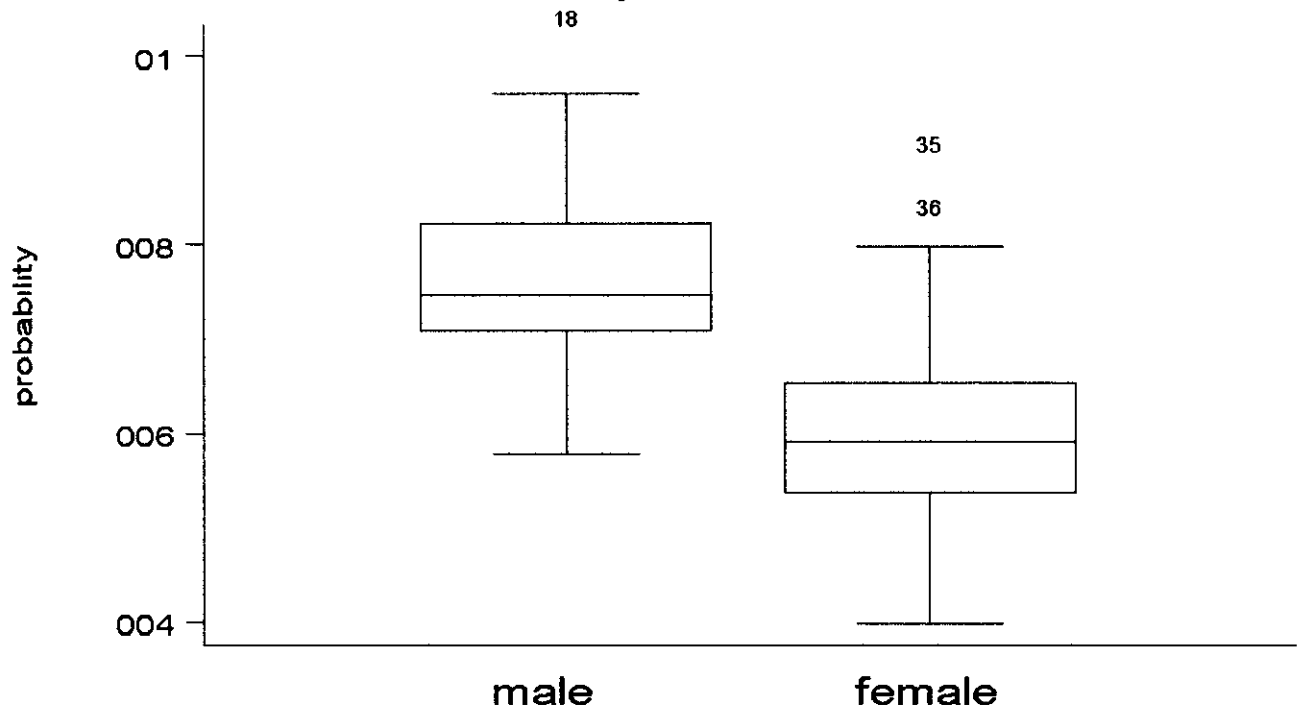
Adjusted PYLLs for All Causes by Prefectures, 1995
0-15 years old, cutoff at 75 years old



Adjusted YLLs for All Causes by Prefectures, 1995
0-15 years old, cutoff at 80(male) 82(female), discounted at 3%



Probability to death for All Causes by Prefectures, 1995
between 0-15 years old



Adjusted Mortality for Heart Diseases by Prefectures, 1995
>=60 years old

