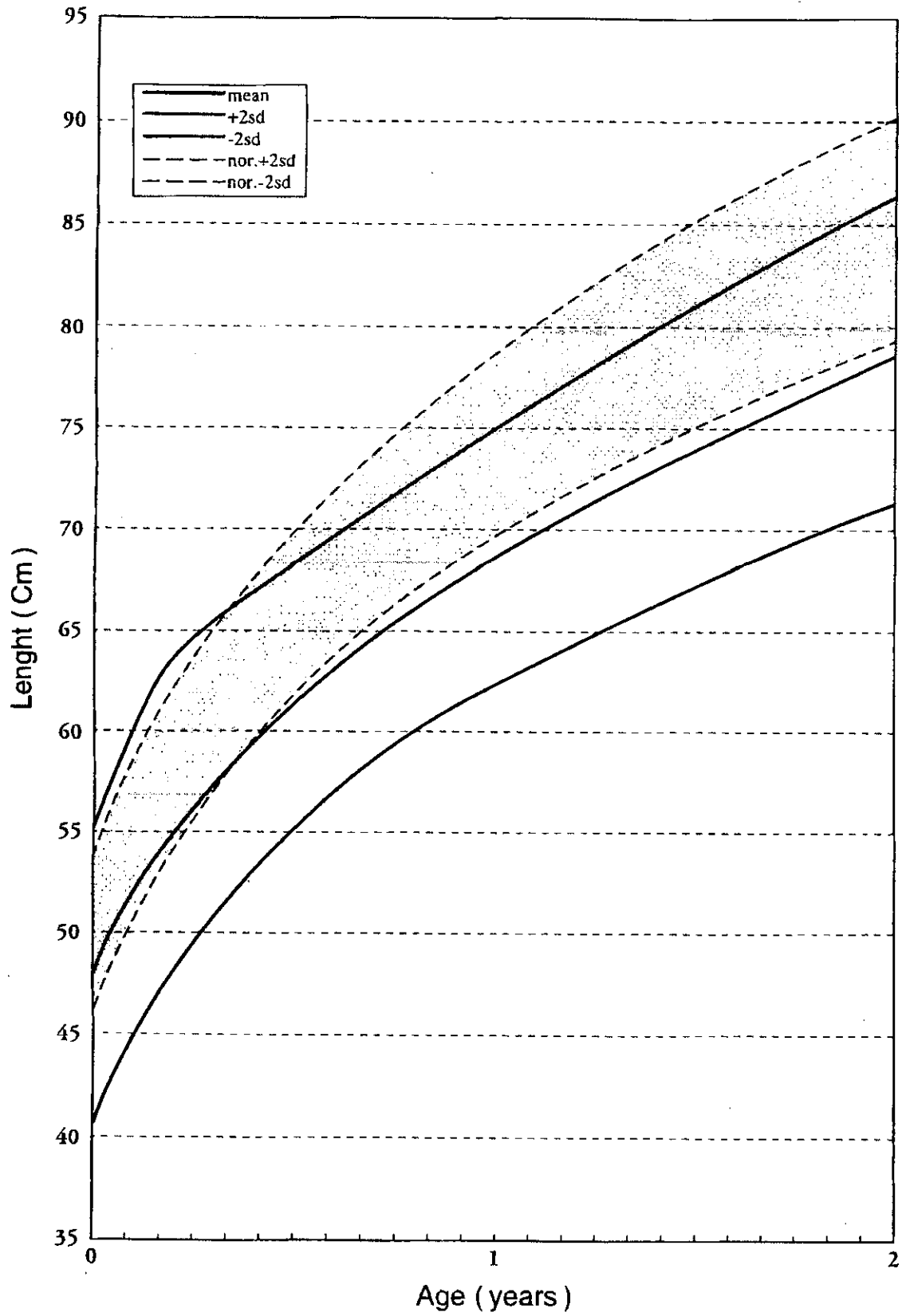


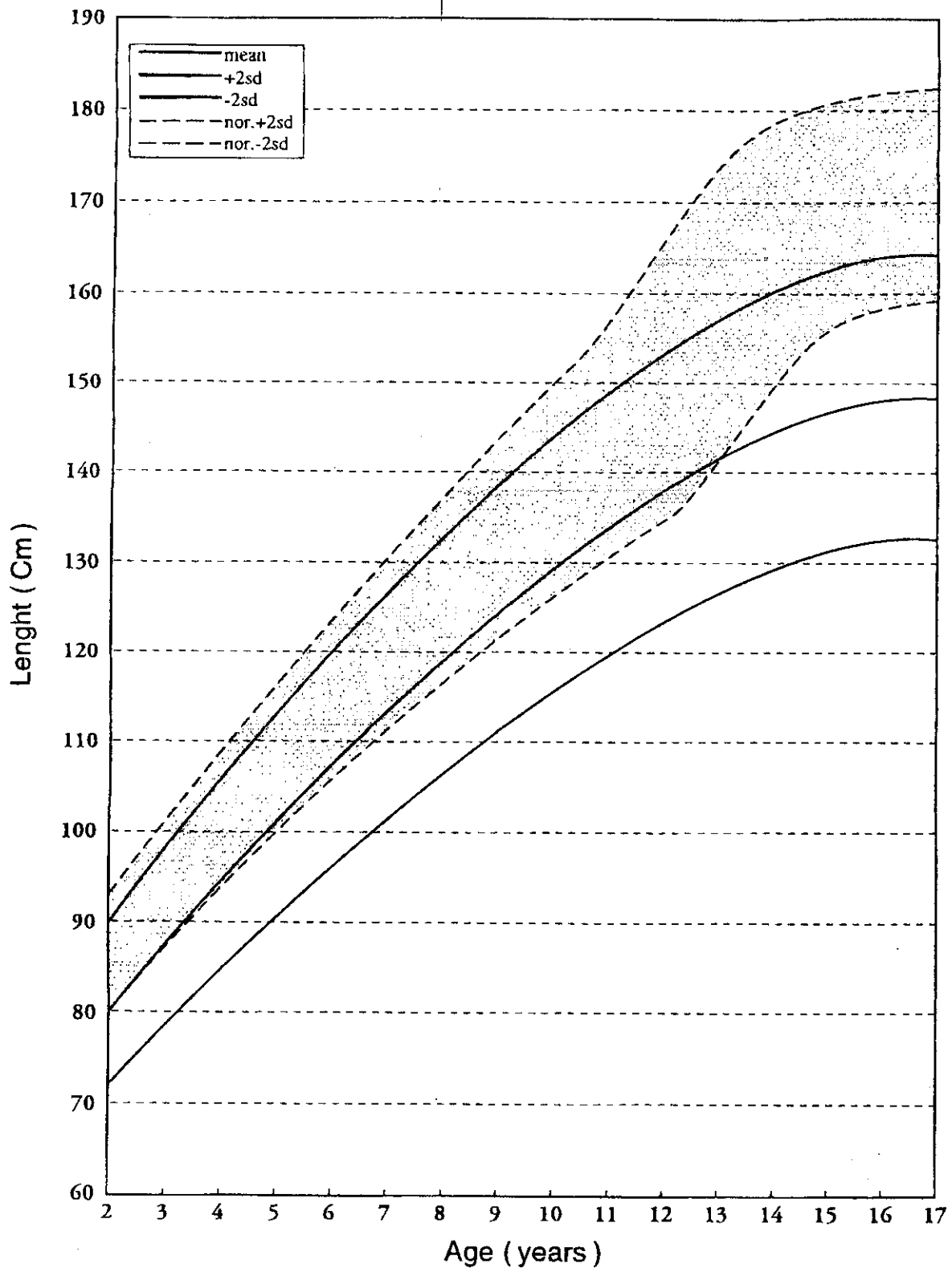
⊗ 2

Lenght in PWS Females



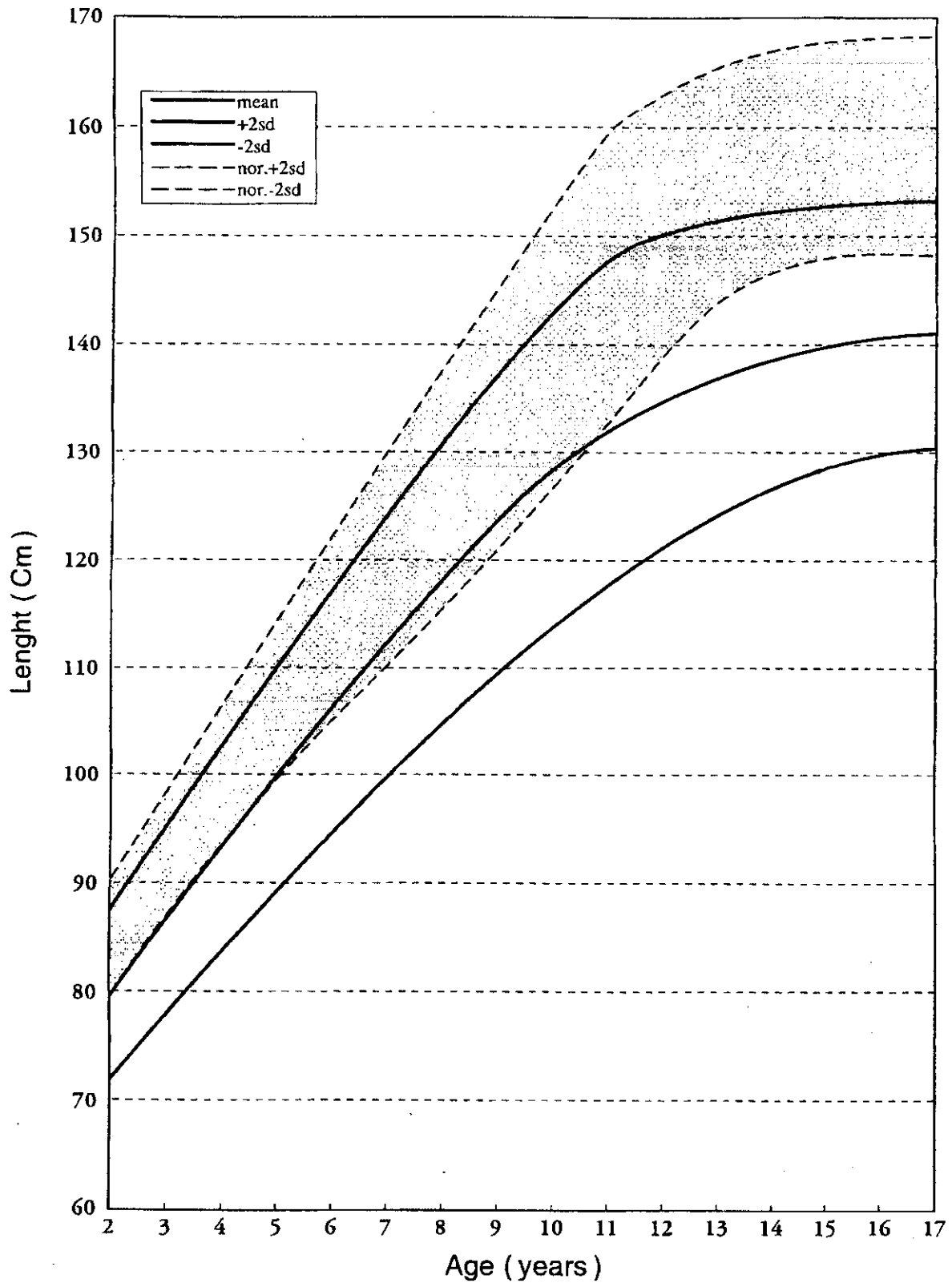
☒ 3

Height in PWS Males



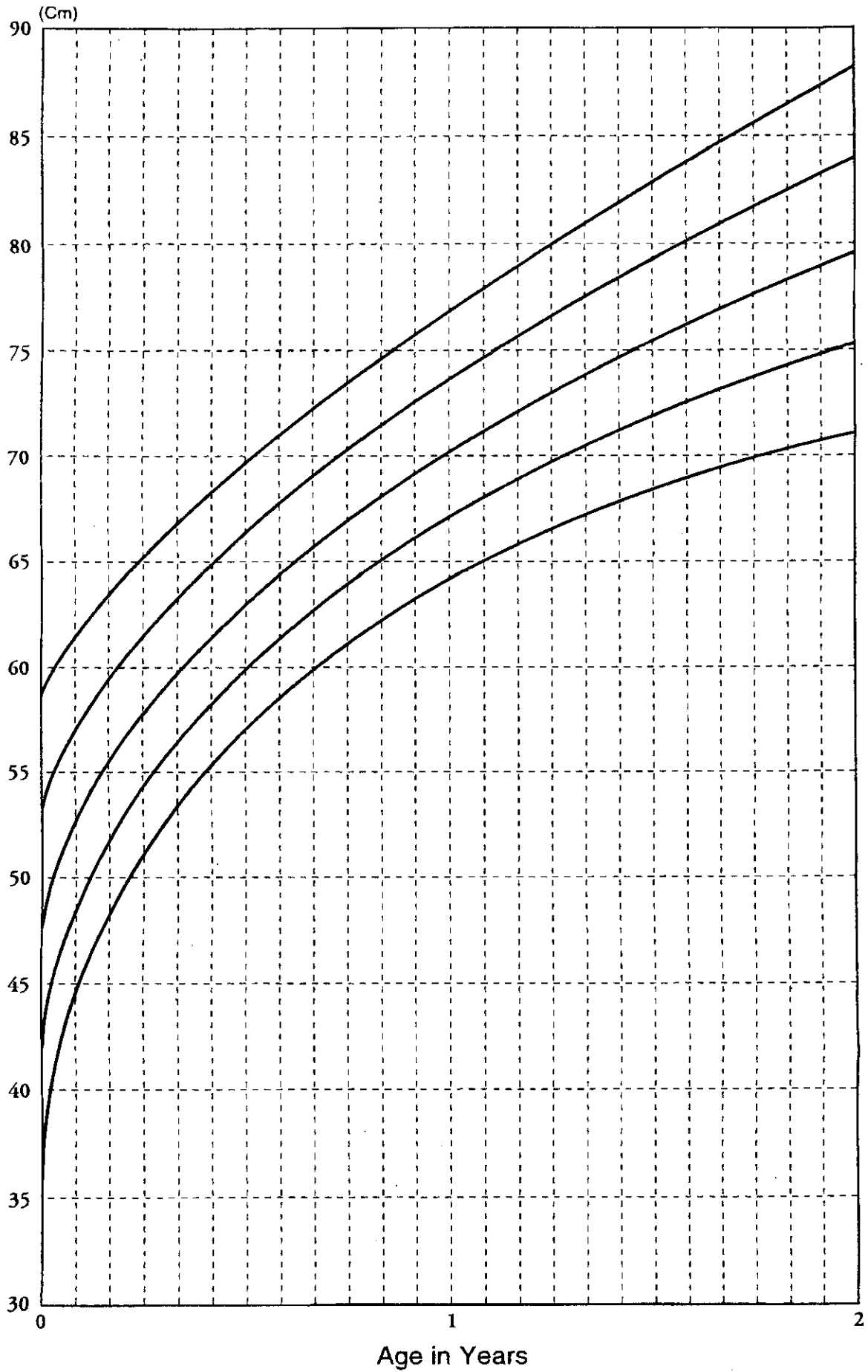
⊗ 4

Height in PWS Females



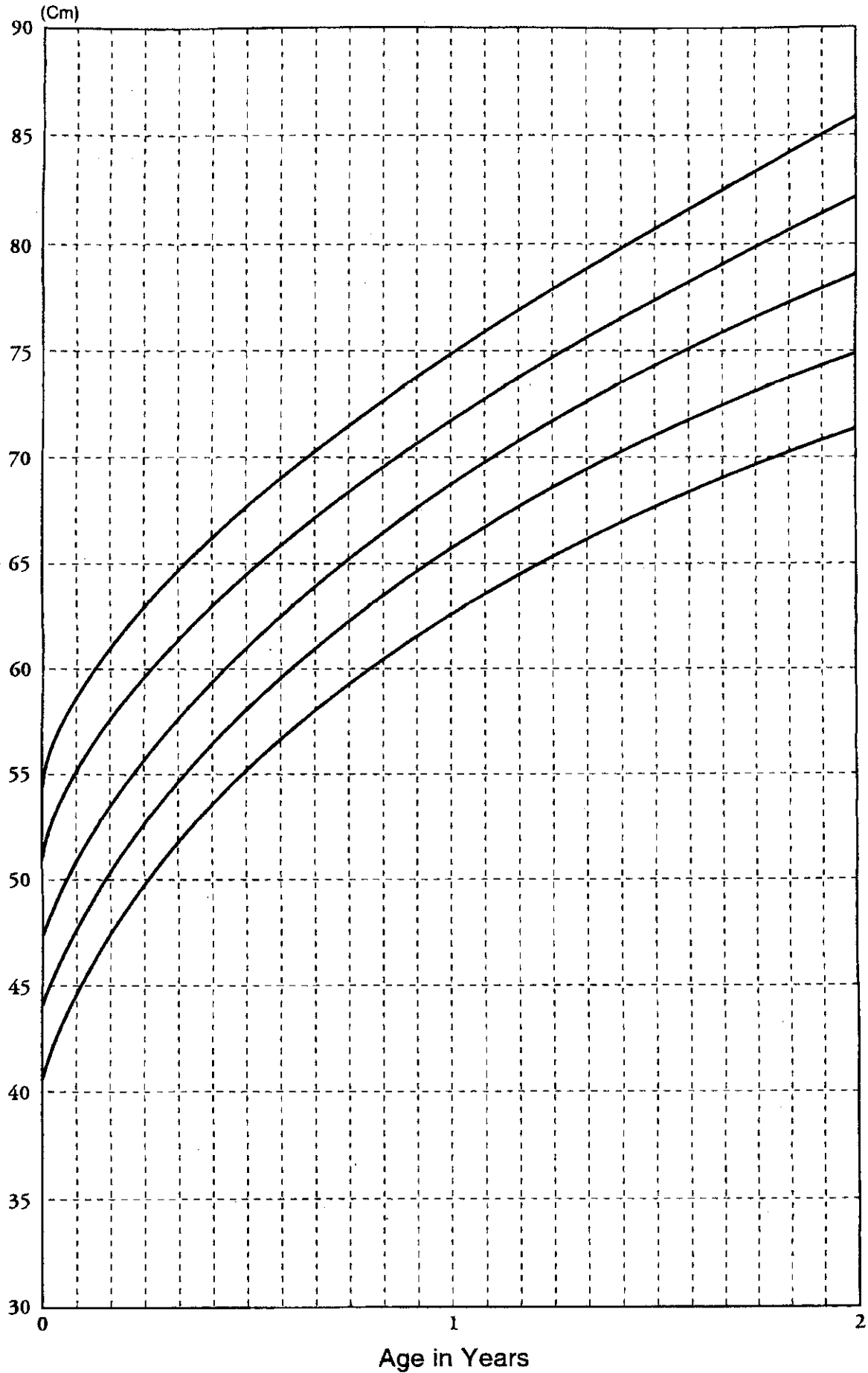
☒ 5

Lenght in PWS Males



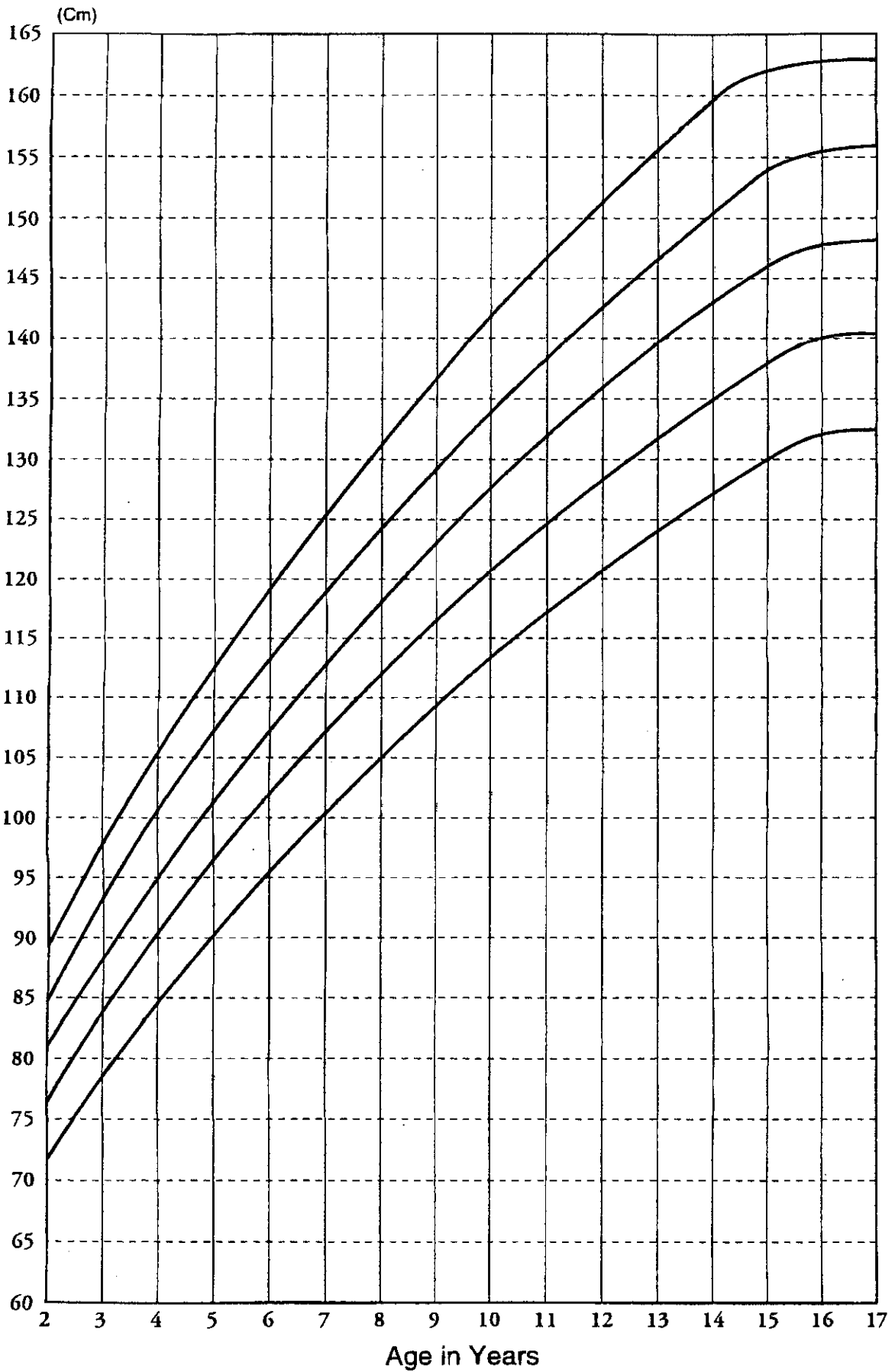
⊗ 6

Lenght in PWS Females



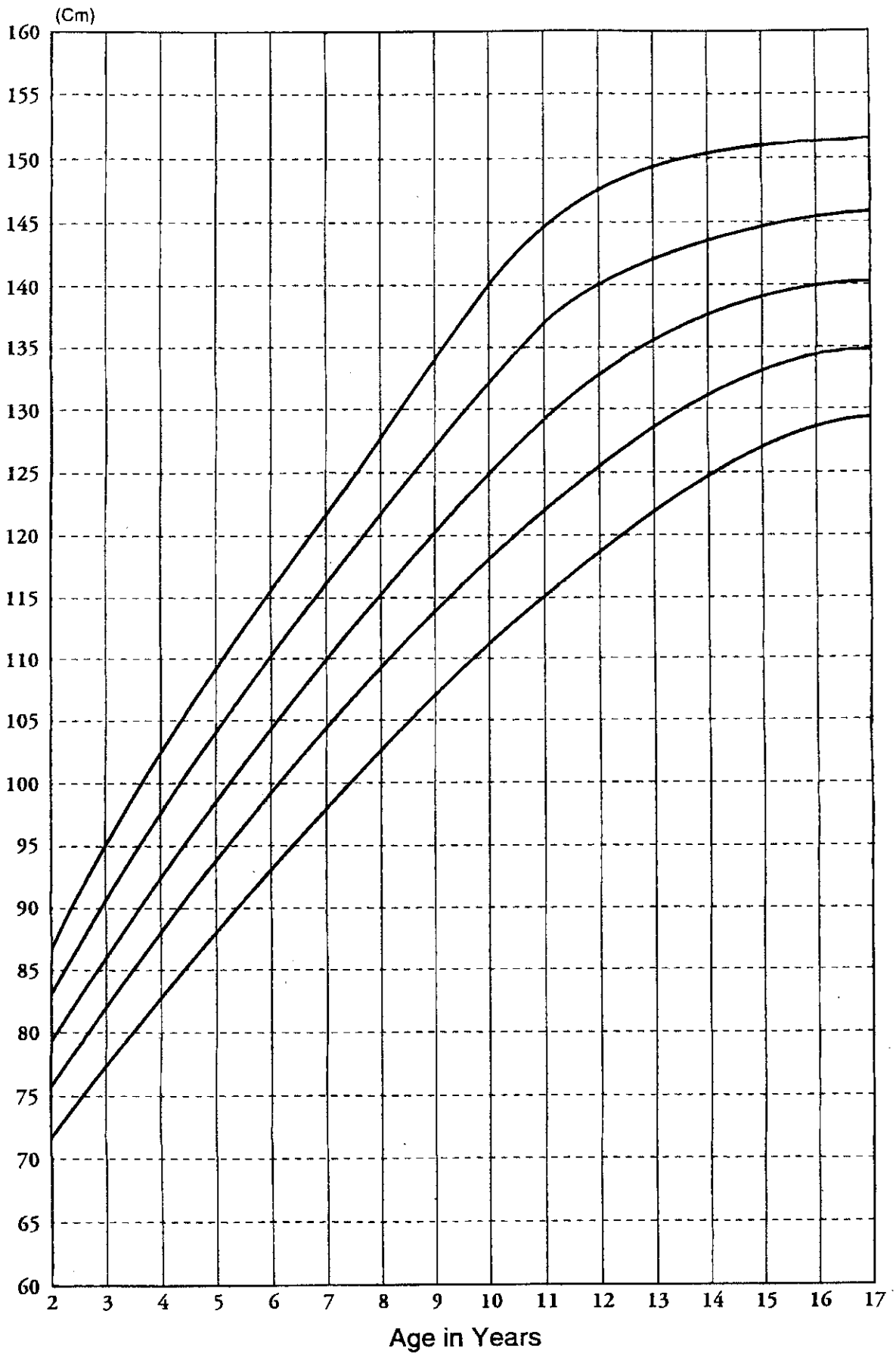
☒ 7

Height in PWS Males



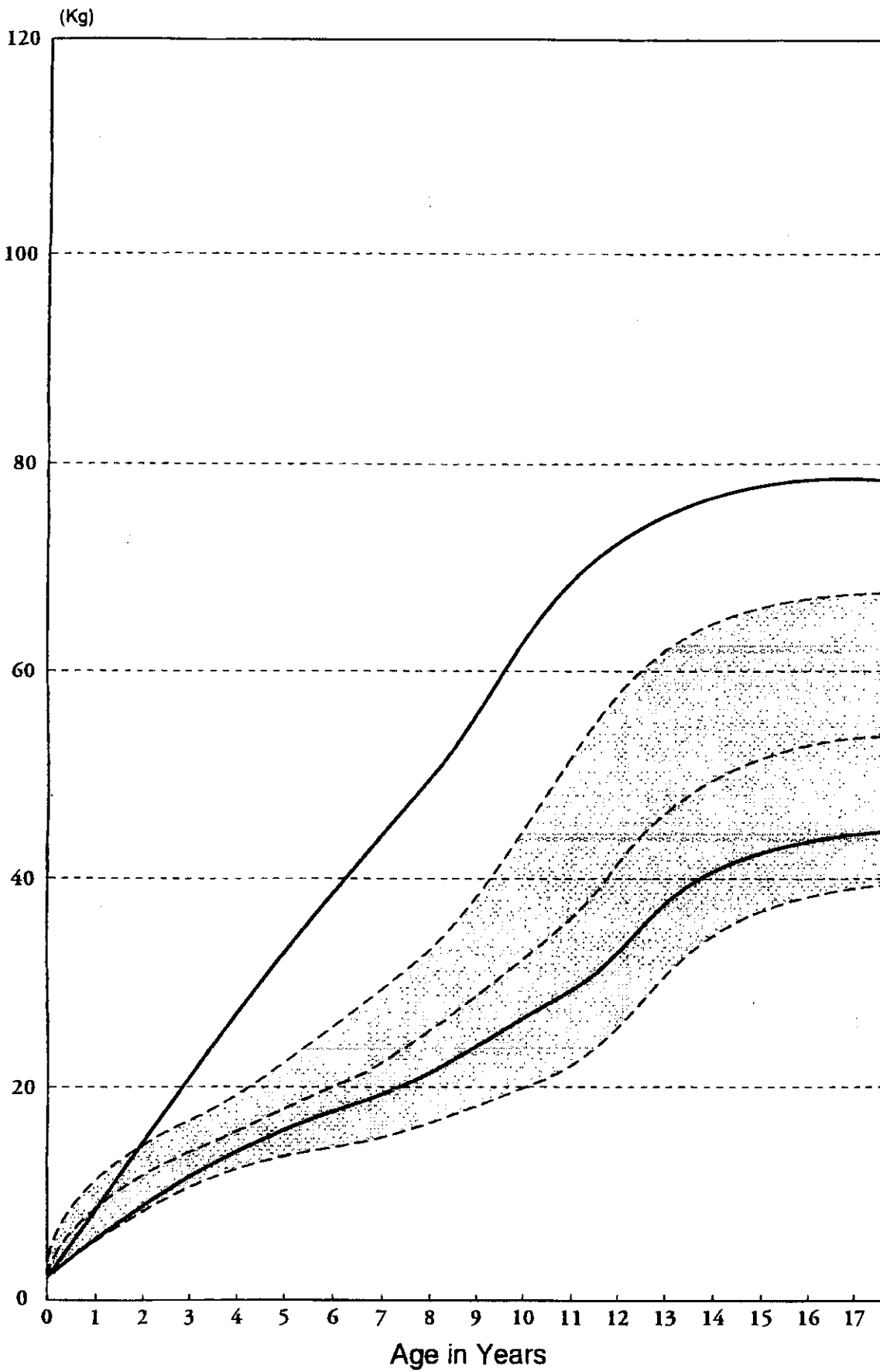
⊗ 8

Height in PWS Females



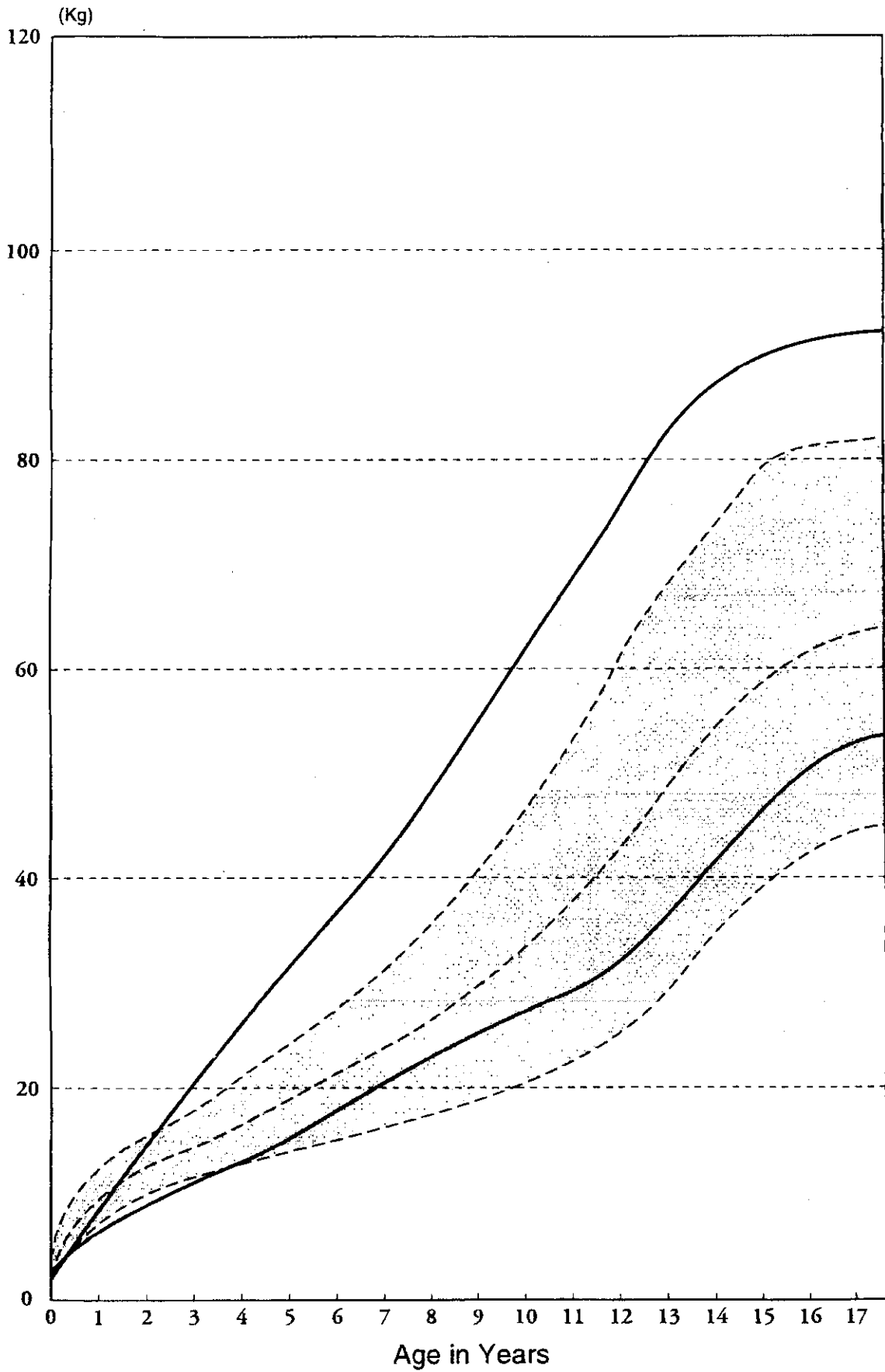
9

PWS Females



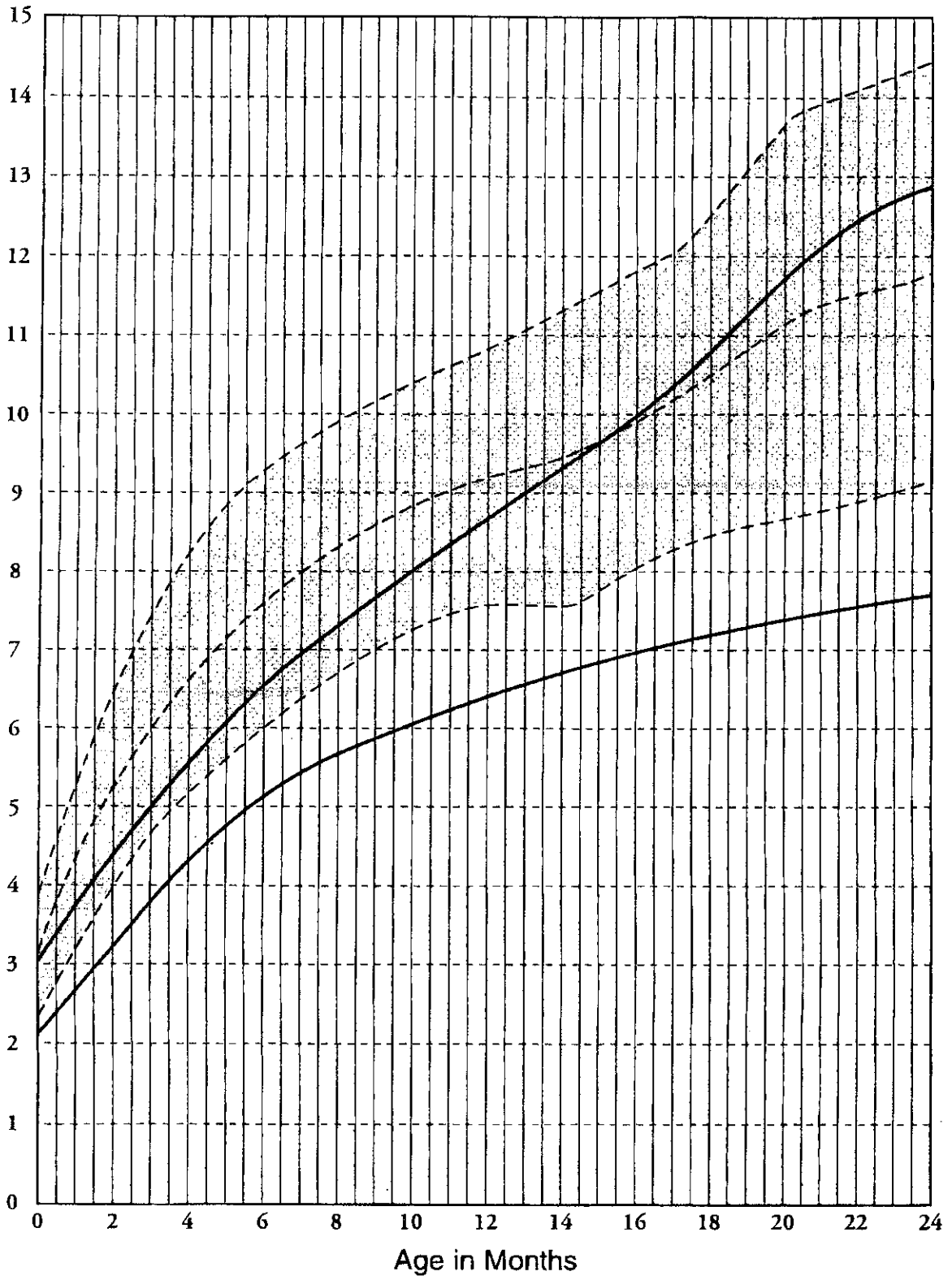
☒ 10

PWS Males

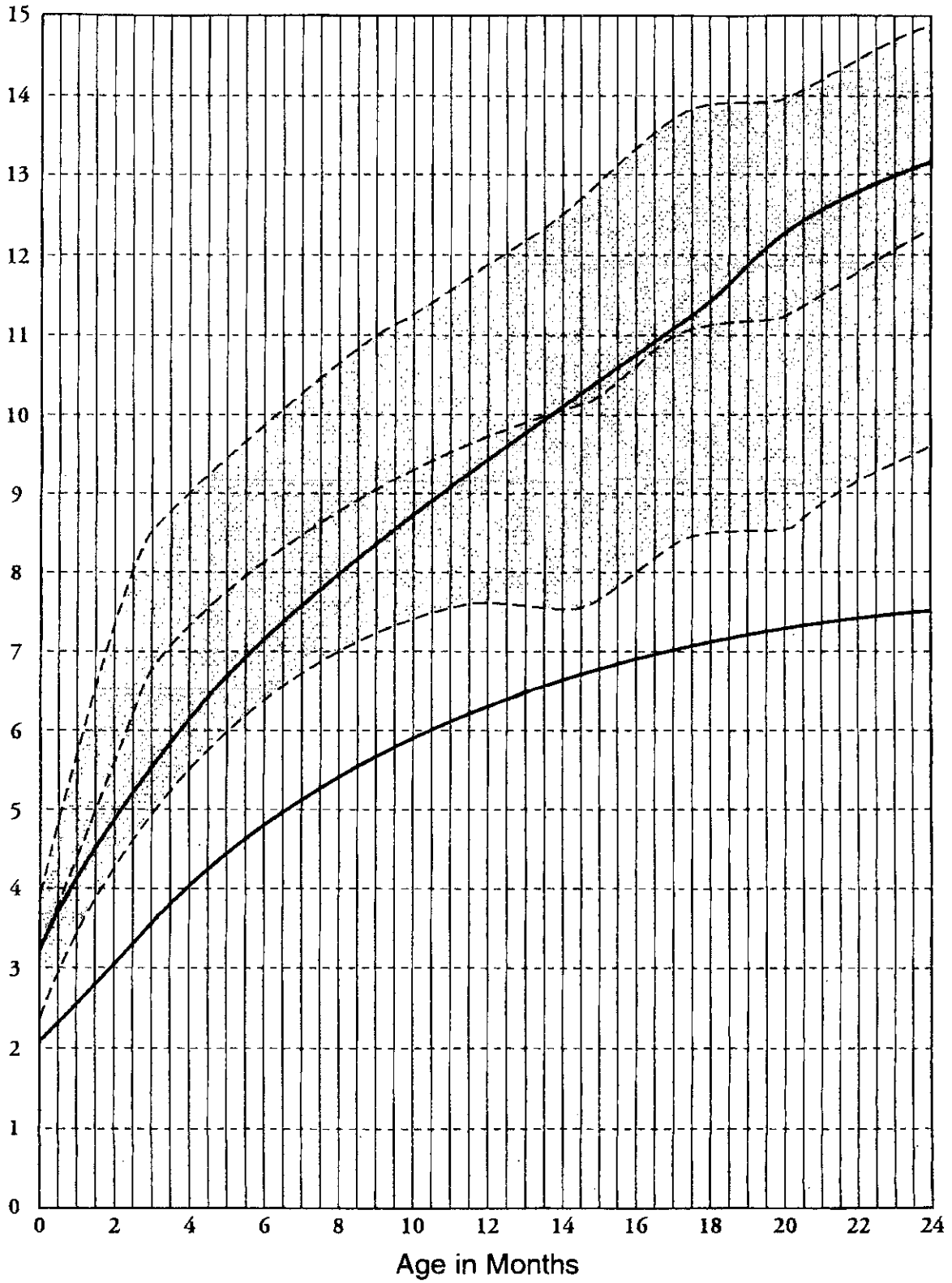


⊠ 11

Weight in PWS Females



Weight in PWS Males



VI. 研究成果の刊行に 関する一覧表

1. Yura S, Sagawa N, Mise H, et al. A positive umbilical venous-arterial difference of leptin level and its rapid decline after birth. *Am J Obstet. Gynecol* 1998 ; 178: 926-930.
2. Satoh N, Ogawa Y, Katsuura G, et al. Satiety effect and sympathetic activation of leptin are mediated by hypothalamic melanocortin system. *Neurosci Lett* 1998 ; 249: 107-110.
3. Mise H, Sagawa N, Matsumoto T, et al. Augmented placental production of leptin in preeclampsia: Possible involvement of placental hypoxia. *J Clin Endocrinol. Metab* 1998 ; 83: 3225-3229.
4. Yura S, Sagawa N, Ogawa Y, et al. Augmentation of leptin synthesis and secretion through activation of protein kinases A and C in cultured human trophoblastic cells. *J Clin Endocrinol Metab* 1998 ; 83: 3609-3614.
5. Imagawa K, Matsumoto Y, Numata Y, et al. Development of a sensitive ELISA for human leptin using monoclonal antibodies. *Clin. Chem.* 1998 ; 44: 2165-2171.
6. Imagawa K, Numata Y, Katsuura G, et al. Structure-function studies of human leptin. *J Biol Chem* 1998 ; 273: 35245-35249
7. Sakurai T, Amemiya A, Ishii M et al. Orexins and orexin receptors: A family of hypothalamic neuropeptides and G protein-coupled receptors that regulate feeding behavior. *Cell* 1998 ; 92: 573-585
8. Date Y, Ueta Y, Yamashita H et al. Orexins, novel orexigenic hypothalamic peptides, interact with autonomic, neuroendocrine and neuroregulatory systems. *Proc. Natl. Acad. Sci. USA* 1999 ; 96: 748 753
9. Moriguchi, T., Sakurai, T., Nambu, T., Yanagisawa, M. and Goto, K. Neurons containing orexin in the lateral hypothalamic area of the adult rat brain are activated by insulin-induced hypoglycemia *Neurosci. Lett.* in press
10. Nambu, T., Sakurai, T, Mizukami, K., Hosoya, Y., Yanagisawa, M. and Goto, K. Distribution of Orexin Neurons in the Adult Rat Brain. *Brain Res.* in press
11. Sakurai, T., Moriguchi, T., Furuya, K., Kajiwara, N., Nakamura, T., Yanagisawa, M. and Goto, K. Structure and function of human prepro-orexin gene. *J. Biol. Chem.* in press
12. 成尾鉄朗、野添新一 各種病態における睡眠薬と抗不安薬の使い方ー 摂食障害 臨床と研究 1999 ; 7(2):171-274
13. Nakamura K, Yamamoto M, Nozoe S et al. Prevalence of Anorexia Nervosa and Bulimia Nervosa in a Geographically Defined Area in Japan. *Eating Disorders* in press
14. 穂満直子、野添新一 神経性過食症の症例と治療 摂食障害 日本評論社
15. Okita M., Inui A., Kasuga M et al. Effects of corticotropin-releasing factor on feeding and pancreatic polypeptide response in the dog. *J. Endocrinol* 1998 ; 156 : 359-364.
16. Asakawa A., Inui A., Momose K., Ueno N., Fujino M., Kasuga M. Endomorphins have orexigenic and anxiolytic activities in mice. *NeuroReport* 1998 ; 9/10 : 2265-2267.
17. Inui A., Okita M., Kasuga M et al. Anxiety-like behavior of transgenic mice with brain expression of neuropeptide Y. *Proc Assn. Am. Physicians* 1998 ; 110 : 171-182.
18. Nakajima M., Inui A., Kasuga M et al. Neuropeptide Y produces anxiety via Y2-type receptors. *Peptides* 1998 ; 19 : 359-363.
19. Tsumori C, Shibasaki T, Hotta M, et al. Interleukin-1b administered intracerebroventricularly

- stimulates the release of noradrenaline in the hypothalamic paraventricular nucleus via prostaglandin in the rat. *Endocri J* 1998 ; 45:127-130.
20. 芝崎 保 摂食の調節と摂食調節因子 *脳の科学* 1998 ; 20;11-18.
 21. 堀田眞理、芝崎 保、出村 博、中枢性摂食異常症 *心療内科* 1998 ; 2:47-55.
 22. 新井桂子、芝崎 保、GLP-1と食欲 *内分泌・糖尿病科* 1998 ; 6:78-83.
 23. Shibasaki T, Yamauchi N, Takeuchi K, Ishii S, Sugihara H, Wakabayashi I, The growth hormone secretagogue KP-102-induced stimulation of food intake is modified by fasting, restraint stress, and somatostatin in rats. *Neurosci Lett* 1998 ; 255:8-12.
 24. Shibasaki T, Hotta M, Sugihara H, Wakabayashi I, Brain vasopressin is involved in stress-induced suppression of immune function in the rat. *Brain Res* 1998 ; 808:84-92.
 25. Hotta M, Shibasaki T, Sato K, Demura H, The importance of body weight history in the occurrence and recovery of osteoporosis in patients with anorexia nervosa: evaluation by dual X-ray absorptiometry and bone metabolic markers. *Eur J Endocrinol* 1998 ; 139:276-283.
 26. Arai K, Ohata H, Shibasaki T, Non-peptidic corticotropin-releasing hormone receptor type 1 antagonist reverses restraint stress-induced shortening of sodium peptobarbital-induced sleeping time of rats: evidence that an increase in arousal induced by stress is mediated through CRH receptor type 1. *Neurosci Lett* 1998 ; 255:103-106.
 27. Hotta M, Shibasaki T, Arai K, Demura H, The corticotropin-releasing factor 1 receptor (CRFR1) mediates emotional stress-induced inhibition of food intake and behavioral changes in rats. *Brain Res* in press
 28. Hidaka S, K Takuma, Yoshimatsu H, Yasunaga S, Kurokawa M, Sakata T. Molecular cloning of rat uncoupling 2 cDNA and its expression in genetically obese Zucker fatty (fa/fa) rats. *BBA* 1998 ; 1389: 178-186.
 29. Fujise T, Yoshimatsu H, Kurokawa M et al. Satiating and masticatory function modulated by brain histamine in rats (44227). *P S E B M* 1998 ; 217: 228-234.
 30. Doi T, Terai K, Tooyama I, Sakata, T, Kimura H. Production of monoclonal antibody against histamine and its application to immunohistochemical study in the stomach. *Histochemical Journal* 1998 ; 30:425-434.
 31. Mu Y-M, Takayanagi R, Imasaki K et al. Low level of glucocorticoid receptor messenger ribonucleic acid in pituitary adenomas manifesting Cushing's disease with resistance to a high dose-dexamethasone test. *Clin Endocrinol* 1998 ; 49: 301-306,
 32. Ikuyama S, Mu Y-M, Ohe K et al. Expression of an orphan nuclear receptor DAX-1 in human pituitary adenomas. *Clin Endocrinol* 1998 ; 48: 647-654,
 33. Okabe T, Takayanagi R, Adachi M, Imasaki K, Nawata H Nur77, a member of the steroid receptor superfamily, antagonizes negative feedback of ACTH synthesis and secretion by glucocorticoid in pituitary corticotrope cel. *IJ Endocrino* 1998 ; 56: 169-175,
 34. Shimoike T, Yanase T, Umeda F, Ichino I, Takayanagi R, Nawata H Subcutaneous or visceral adipose tissue expression of the PPAR γ gene is not altered in the fatty (fa/fa) Zucker Rat. *Metabolism* 1998 ; 47: 1494-1498,
 35. Shinohara E, Kihara S, Ouchi N, Matsuzawa Y et al. Troglitazone suppresses intimal formation following balloon injury in insulin-resistant Zucker fatty rats. *Atherosclerosis* 1998 ; 136:

36. Kihara S, Ouchi N, Funahashi T, Matsuzawa Y et al. Troglitazone enhances glucose uptake and inhibits mitogen-activated protein kinase in human aortic smooth muscle cells. *Atherosclerosis* 1998 ; 136: 163-168
37. Kuriyama H, Yamashita S, Shimomura I, Matsuzawa Y et al. Enhanced expression of hepatic acyl-coenzyme A synthetase and microsomal triglyceride transfer protein messenger RNAs in the obese and hypertriglyceridemic rat with visceral fat accumulation. *Hepatology* 1998 ; 27: 557-562
38. Azuma N, Yoshimasa Y, Nishimura H et al. The significance of the Trp 64 Arg mutation of the β 3-adrenergic receptor gene in impaired glucose tolerance, non-insulin-dependent diabetes mellitus, and insulin resistance in Japanese subjects. *Metabolism* 1998; 47: 456-460.
39. Matsuda J, Hosoda K, Itoh H et al. Increased adipose expression of uncoupling protein-3 gene by thiazolidinediones in Wistar fatty rats and in cultured adipocytes. *Diabetes* 1998 ; 47(11): 1809-1814.
40. Imagawa K, Matsumoto Y, Numata Y et al. Development of a sensitive ELISA for human leptin, using monoclonal antibodies. *Clin Chem* 1998 ; 44(10): 2165-2171.
41. Imagawa K, Numata Y, Katsuura G et al. Structure-function studies of human leptin. *J Biol Chem* 1998 ; 273: 35245-35249.
42. Mise H, Sagawa N, Matsumoto T et al. Augmented placental production of leptin in preeclampsia: possible involvement of placental hypoxia. *J Clin Endocrinol Metab* 1998 ; 83:3225-3229
43. Nukina H, Sudo N, Komaki G, Yu XN, Mine K, Kubo C. The restraint stress-induced elevation in plasma interleukin-6 negatively regulates the plasma TNF-alpha level. *Neuroimmunomodulation* 1998 ; 5 : 323-328
44. 瀧井正人、小牧元、内潟安子、佐藤明子、岩本安彦、久保千春: “むちゃ喰い”を繰り返すIDDM女性患者の心理身体的特徴. *糖尿病* 1999 ; 42:135-141
45. Ogata T, Wakui K, Matsuo N, et al. Microphthalmia with linear skin defects syndrome in a mosaic female infant with monosomy for the Xp22 region: molecular analyses of the Xp22 breakpoint and the X-inactivation pattern. *Human Genetics* 1998 ; 103 : 51-56.
46. Ogata T, Hasegawa T, Tamai S, Sato S, Hasegawa Y, Matsuo N. Hypergonadotropic hypogonadism in a 3-year-old girl with blepharophimosis, ptosis, and epicanthus inversus syndrome. *Hormone Research* 1998 ; 50 : 190-192.
47. Muroya K, Kinoshita E, Kamimaki T, Matsuo N, Yorifuji T, Ogata T. Deletion mapping and X-inactivation analysis of a gene for non-specific X-linked mental retardation at Xp21.3-Xp22.11. *Journal of Medical Genetics* in press
48. 徳村光昭、松尾宣武、小島好文ら. Fallot 四徴症術後例の体脂肪率と身体活動度. *日本小児科学会雑誌* 1998 ; 102 : 672-679.
49. 緒方勤、室谷浩二、松尾宣武ら. 擬常染色体領域上の成長決定遺伝子: 候補遺伝子SHOXのクローニングと体質性低身長患者における変異解析. *ホルモンと臨床* 1998 ; 46 : 77-80.
50. 松尾宣武. 小児難病の現況と対策. *日本医師会雑誌* 1999 ; 121 : 500-504.

編 集 後 記

本報告書は厚生省内分泌系疾患調査研究班「中枢性摂食異常症」の平成10年度の研究成果と業績経過記録をまとめたものです。

班員各位の御協力に感謝すると共に、病因解明と新しい治療法の開発を目標とした今後の研究の発展を念願致します。

終わりに、本研究班の事務および報告書作成にご尽力頂いた吉政康直講師に深謝致します。

平成11年4月

厚生省内分泌系疾患調査研究班
中枢性摂食異常症

事務局 中尾一和

厚生省内分泌系疾患調査研究班中枢性摂食異常症

平成10年度研究報告書

発行者 厚生省内分泌系疾患調査研究班中枢性摂食異常症

会 長 中尾 一和

(連絡先) 〒606-8507

京都市左京区聖護院川原町54

京都大学大学院医学研究科臨床病態医科学講座
第2内科

TEL : 075-751-4345 FAX : 075-771-9452